

Stage1 Saloon

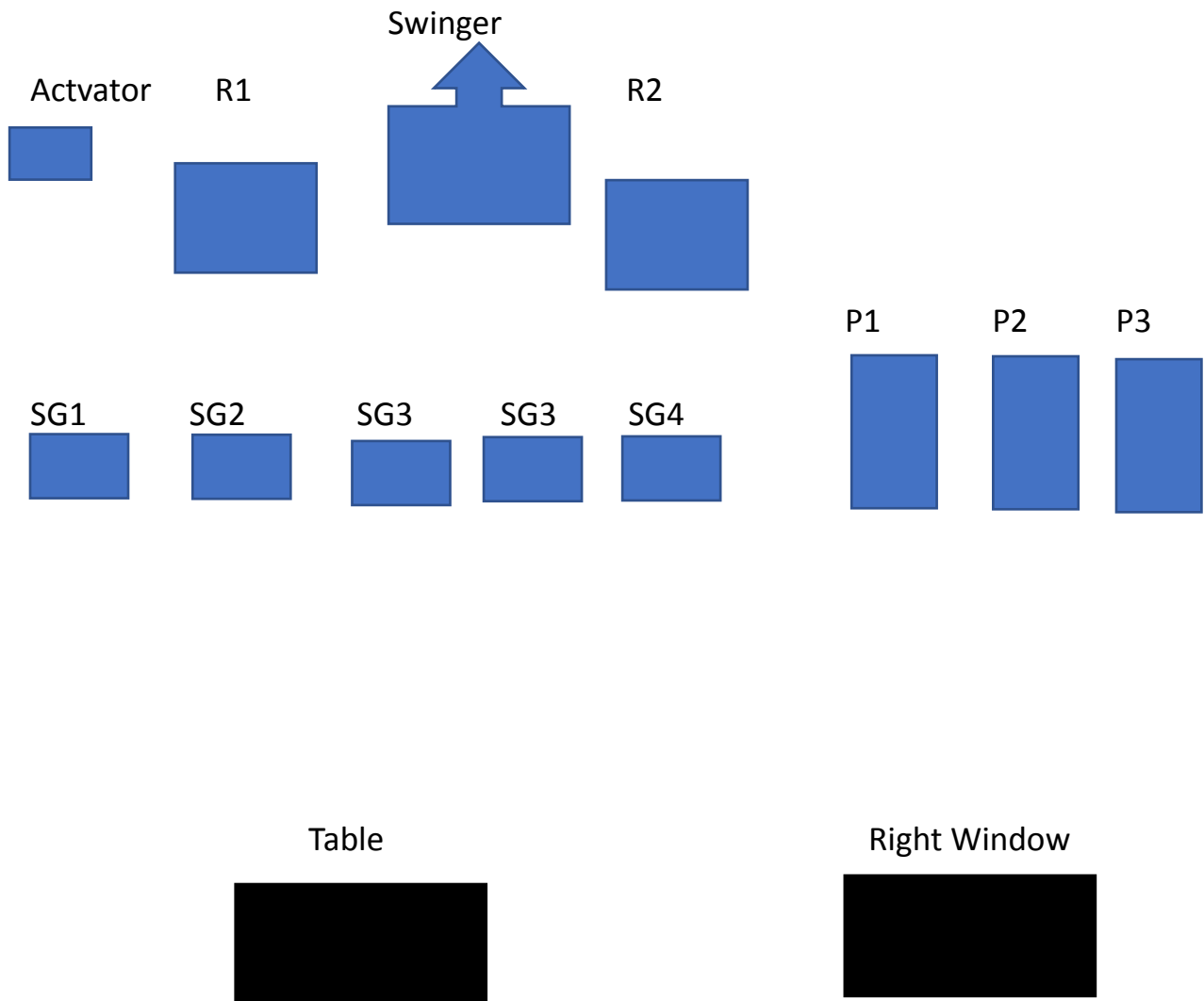
Happy New Year

Round Count: 10R-10P-6+SG

Shooting Order: SG-R-PP

Staging 2P-5 each holstered R10-rounds on table SG in both hands.

Shooter starts at the table SG in both hands. Indicate ready by saying the line Happy New Year. ATB engage SG targets 1 through 5 any order. Then SG 6 the swinger activator. With rifle place 3 rounds on the swinger then 1 on each outside target. Then repeat. EX: 3-1-1-3-1-1. At the right window repeat rifle instructions with pistols.



Stage 2 Well

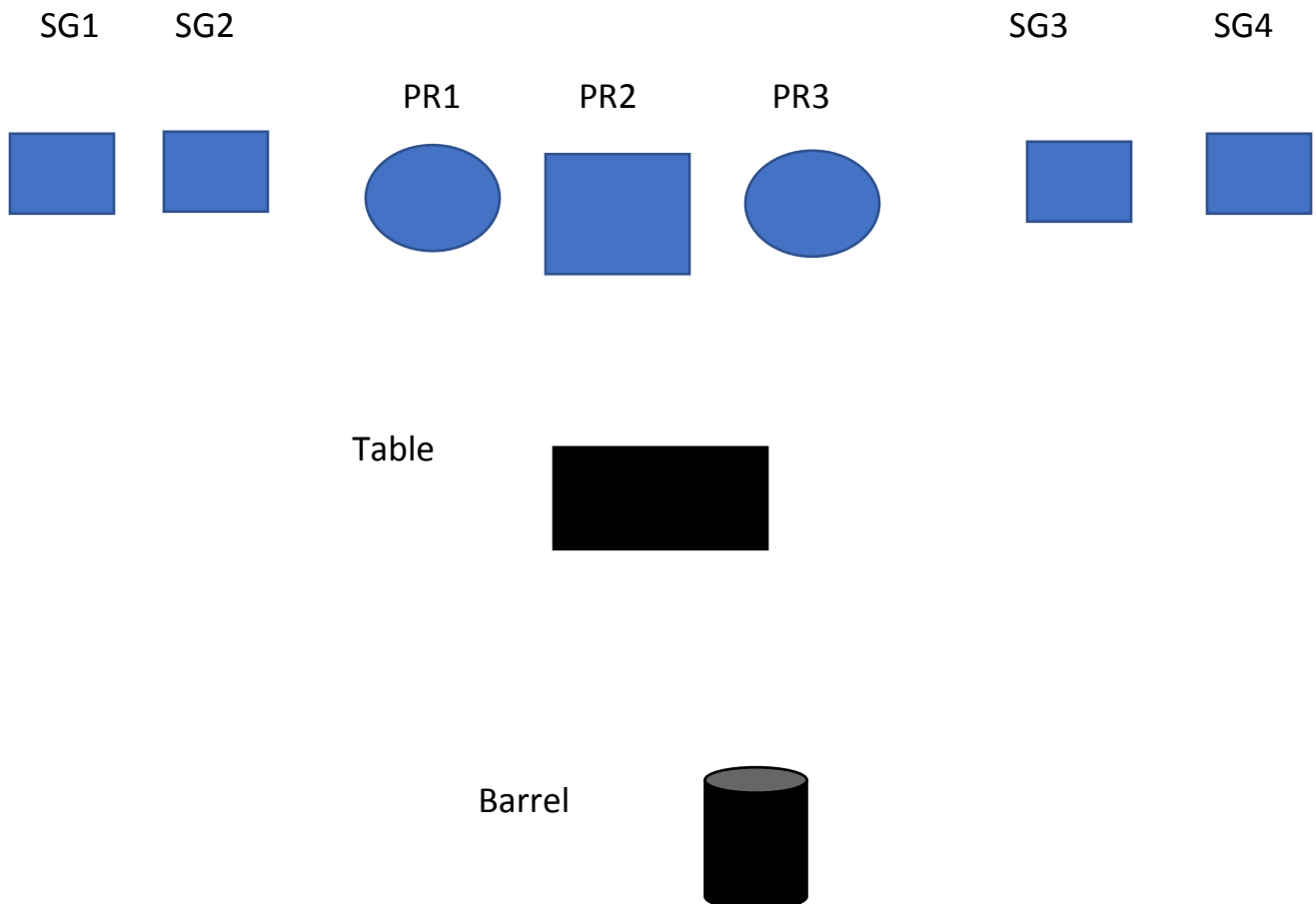
Happy New Year

Round Count: 10P- 10R- 4+SG

Shooting order: R-SG-PP

Staging: 2P-5 each holstered; Rifle 10 rounds in both hands; SG on barrel.

Shooter starts at the barrel, rifle in both hands. Indicate ready by saying the line, **“Happy New Year.”** ATB, engage PR 2 twice, then sweep the targets either direction, then repeat. Make rifle safe on the barrel. With SG, engages targets any order; make SG safe on table. SG targets can be shot anywhere between barrel and table. Repeat Rifle instructions with pistols.



Stage 4 Fort

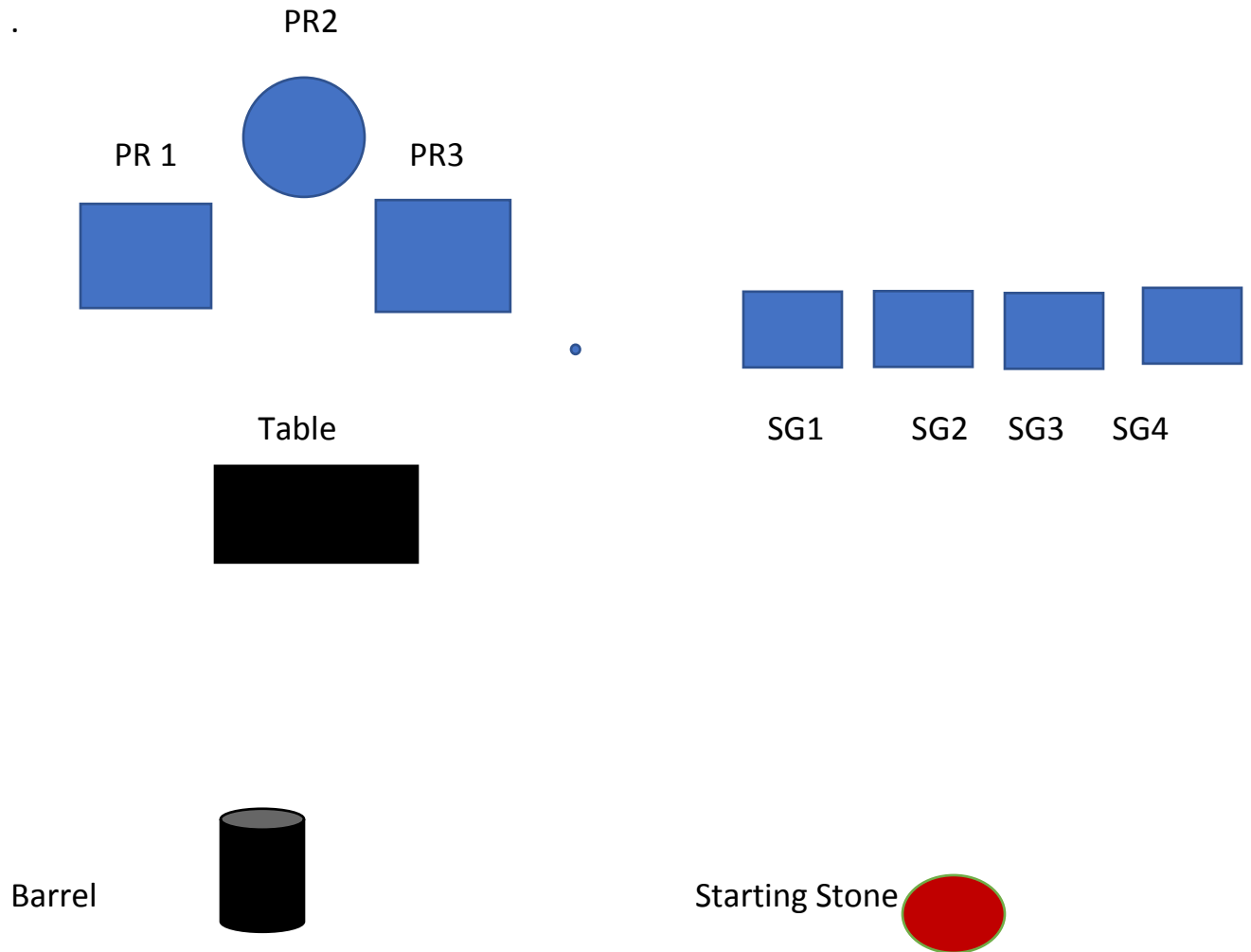
Happy New Year

Count Round: 10R- 10P- 4+SG

Shooting Order: SG-R-PP

Staging: 2P-5 each holstered; Rifle 10 rounds on barrel; SG in both hands.

Shooter starts one foot touching starting stone SG in both hands. Indicate ready by saying the line, **“Happy New Year.”** ATB, engage SG targets any order. Make SG safe on the barrel. With rifle, engage either outside target 2 times then PR 2- 3 times then repeat starting on the other outside target. EX: 2-3-2-3. Make rifle safe on barrel or table. Move to the table; repeat rifle instructions with pistols.



Stage 4 Jail

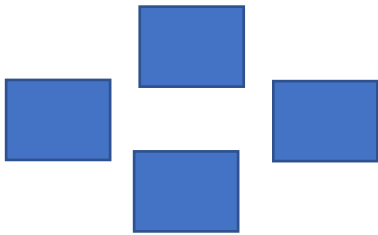
Happy New Year

Count Round: 10R- 10P- 4+SG Shooting Order: Shooter choice SG last.


Staging 2P-5 each holstered R-10 rounds on target box SG on target box.

Shooter starts at the target box hands on target box. Indicate ready by saying the line, Happy New Year. ATB with pistols and rifle engage targets with 5 round vertical alternate then a 5 round horizontal alternate. Engage SG 1 and 2 from the target box SG 3 and 4 through the right window.

Rifle Targets



Pistol Targets



SG1


SG2

SG3

SG4



Target Box



Right Window



Stage 5 Boot Hill

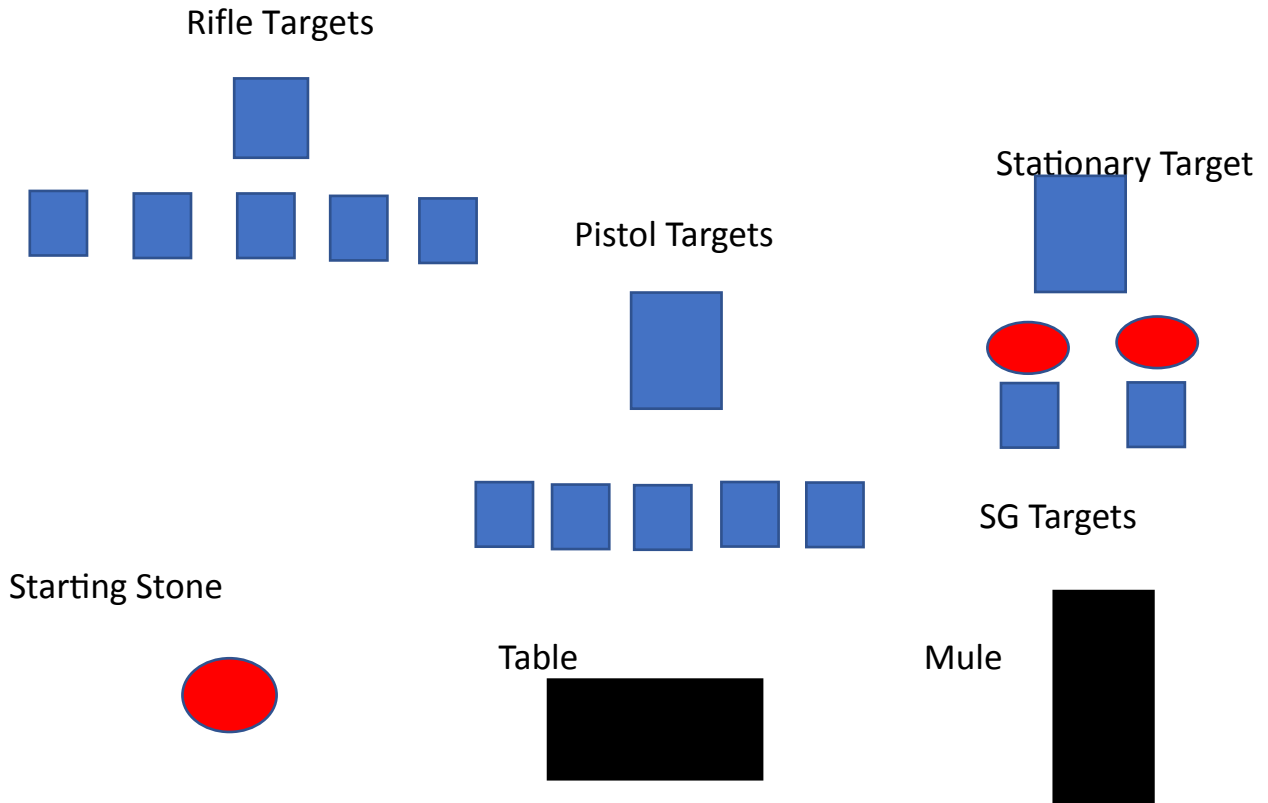
Happy New Year

Count Round: 10R- 10P- 4+SG

Shooting Order: R-PP-SG

Staging 2P-5 each holstered R-10 rounds in both hands SG on the mule.

Shooter starts one foot touching starting stone rifle in both hands. Indicate ready by saying Happy New Year. ATB engage KD targets till down, place remaining rounds on the stationary target. Make rifle safe on the table Repeat rifle instructions with pistols. At the mule engage SG targets any order. KD left standing or missed clay birds can be made up on the stationary target.



Stage 6 Livery
Happy New Year

Round count 10P-10R-4+SG

Shooting Order shooter choice SG last.

Staging 2P-5 each holstered R-10 rounds on table SG in right window.

Shooter starts at the table arms folder across chest. Indicate ready by saying the line, Happy New Year. ATB engage targets with pistols and rifle with a 2-4-6-8 sweep starting on either end target. At the right window engage SG targets any order.

