

# Stage 1 Saloon

## Night Passage

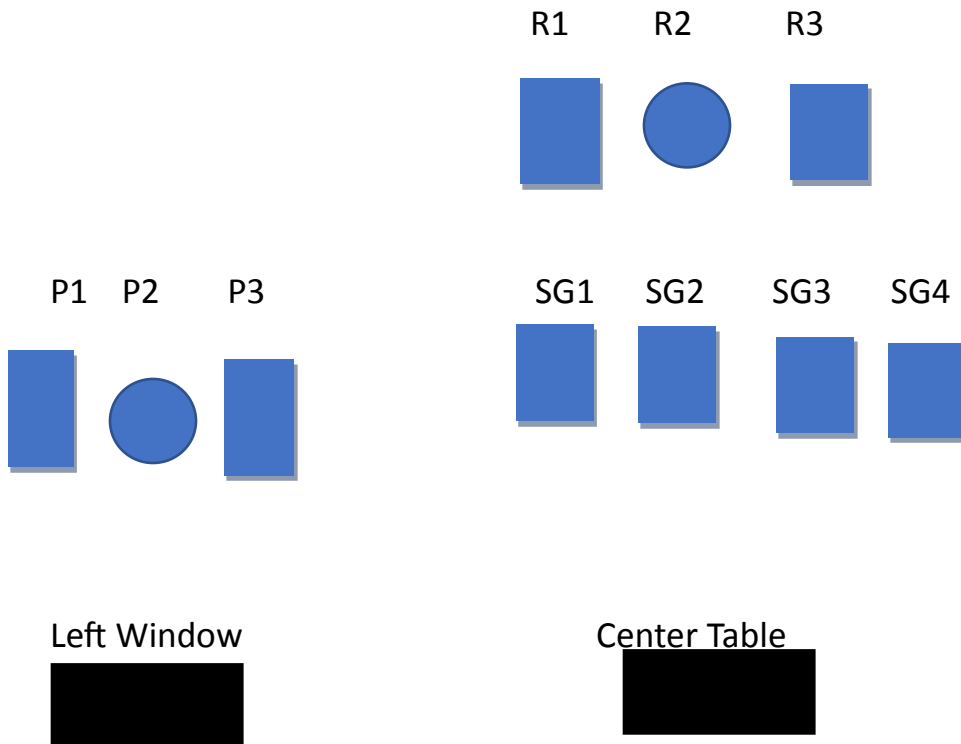
After stopping the train, the gang cannot find the payroll. So, Whitey gets the passengers off to rob them. He sees a teenage boy, Joey, that often runs errands for the gang. Whitey rides over and asks Joey, "What are you doing here?" Joey replies, "Getting robbed."

Round Count: 10R-10P-4+SG

Shooting Order: PP-R-SG

Staging 2P-5each holstered R-10 rounds on table SG on table.

Shooter starts at the left window hands on pistols. Indicate ready by saying the line "Getting Robbed". ATB engage the targets with a continues Nevada sweep. Double tapping P2 each time. EX 1-22-3-22-1-22-3. At the center table repeat pistol instructions with rifle. Engage SG targets any order.



## Stage 2 Well

### The Westerner

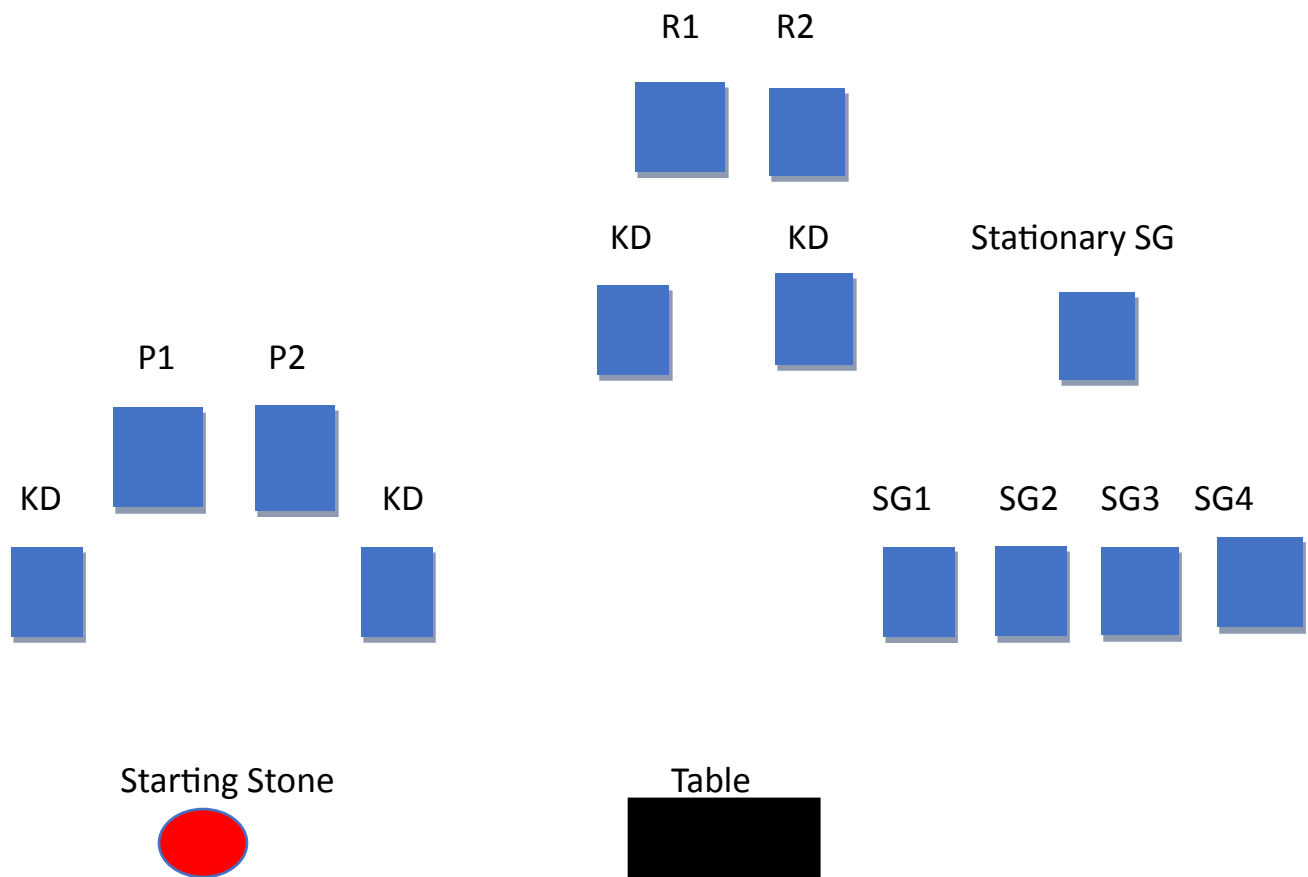
Cole Harden rides into the town of Langtree, goes in the saloon for a drink. The bartender, Chicken Foot, sees the horse he's riding and he tells Judge Roy Bean that's my horse that was stolen. Chicken Foot brings the horse into the saloon. The Judge asks the horse, "Are you Chicken Foot horse?" The Horse shakes his head "Yes." The Judge then charges Cole with horse theft.

Round Count: 10-R-10P-4+SG

Shooting Order: PP-R-SG

Staging 2P- 5 each holstered R-10 rounds on the table SG on table.

Shooter starts one-foot touching starting stone hands on pistols. Indicate ready by saying the line, "That's my horse." ATB double tap the stationary targets then engage either KD then repeat. EX: 2-2-KD then repeat. At the table repeat pistol instructions with rifle. Engage SG targets any order. KD left standing can be made up on station SG target.



# Stage 3 Fort

## North West Mounted Police

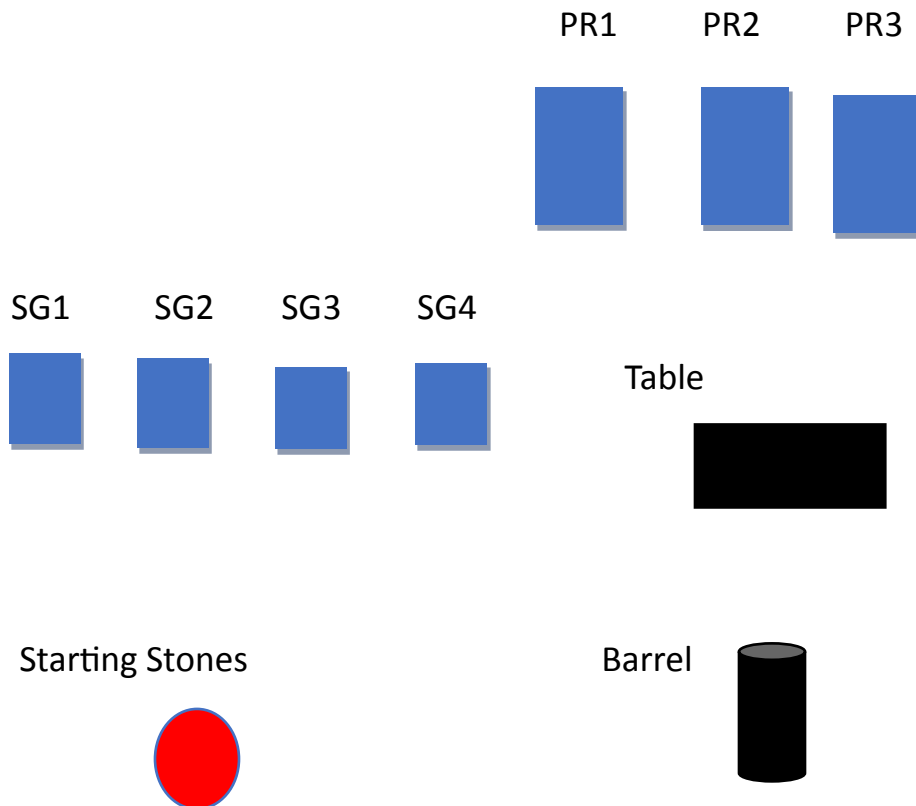
Texas Ranger Dusty Rivers has been sent to Canada to bring back murderer Jacques Corbeau. Upon arriving at Mounted Police Head Quarters, one of the Mounties asks, "Why do you carry two pistols?" Dusty replies, "One shoots farther than the other."

Round Count: 10-R-10P-4+SG

Shooting Order: SG-R-PP

Staging 2P- 5 each holstered R-10 rounds on barrel SG in both hands.

Shooter starts one-foot touching starting stone SG in both hands. Indicate ready by saying the line, "One shoots farther than the other." ATB engage SG targets anywhere between the stone and the barrel. At the barrel engage rifle targets 1-3-6. Make rifle safe on the barrel or down range table. At the down range table repeat rifle instructions with pistols.



### Stage 4 Jail Lonesome Dove

Woodrow has brough Gus body back to Texas. After burring him he makes a grave marker out on the Hat Creek Cattle CO. sign. Then says, "I guess this'll teach me to be careful about what I promise in the future."

Round Count: 10-R-10P-4+SG

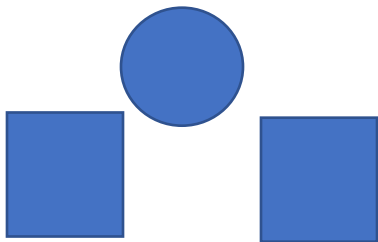
Shooting Order: PP-R-SG

Staging 2P-5 each holstered R-10 rounds on target box SG anywhere safely.

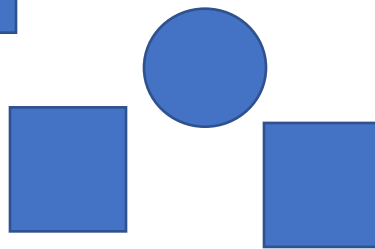
Shooter starts at the target box hands on pistols. Indicate ready by saying the line, "I guess this'll teach me." ATB engage P2- 3 times then an out-side target 2 times then repeat using the other out side target. EX:3-2-3-2. Repeat pistol instructions with rifle. Engage SG targets through the right window any order.

,

Rifle Targets




Pistol Targets



SG Targets

Target Box



Right Window

# Stage 5 Boot Hill

## Gunsmoke

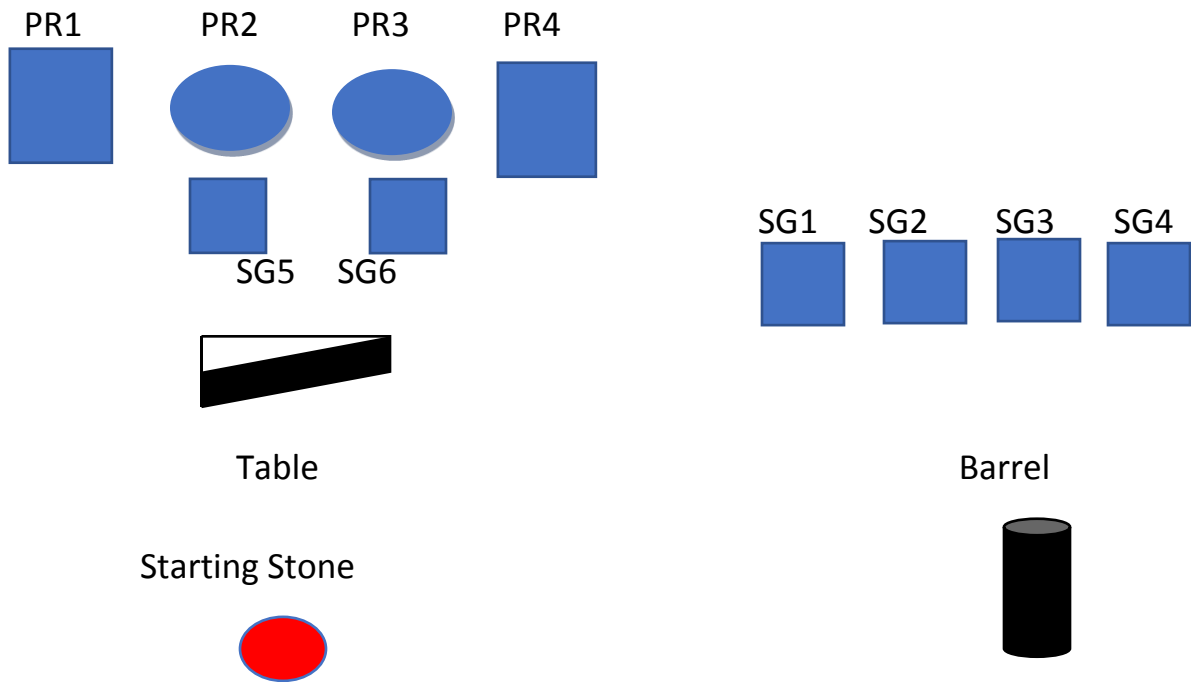
Matt is in the long Branch Saloon when here's a man says he is Festus Haggan. He goes back to his office to check his wanted posters. He finds wanted poster for 23 Haggans, but not one on Festus. Back at the Long Branch he tells Festus you must be the only honest Haggan there is. Festus replies, who said I was honest?

Round Count 10P-10R-6+SG

Shooting Order R-SG-PP

Staging 2P-5 each holstered R-10 rounds in both hands SG on the barrel.

Shooter starts one-foot touching starting stone Rifle in both hands. Indicate ready by saying the line, "Who said I was honest"? ATB triple an inside round target then single tap all 4 targets then triple the other round inside target. Ex: 3-1-1-1-1-3. Make the rifle safe on the barrel engage SG 1-2-3-4 any order at the down range table engage SG 5-6 any order. Repeat rifle instructions with pistols.



## Stage 6 Livery

### F-Troop

In the middle on an Indian attack on Fort Courage. Trooper Duffy Turns to the bugler and says. It was just like this at the Alamo when I told Davy Crocket. This don't look good Davy.

Round count 10P-10R-4+SG

Shooting Order shooter choice SG last.

Staging 2P-5 each holstered R-10 rounds on table SG in right window.

Shooter starts at the table arms folder across chest. Indicate ready by saying the line, " This don't look good Davy". ATB engage targets with pistols and rifle with a 2-4-6-8 sweep starting on either end target. At the right window engage SG targets any order.

