

Stage One: The lost .45 The Shifty Eye Saloon

Back story:

Done Gone hunched over the bar at the Shifty Eye Saloon, his detective badge half-hidden by his rumpled vest. He nursed a warm sarsaparilla, idly wondering if today might bring an interesting case. The saloon doors swung open with a creak, and in walked Buckshot Barry, his eyes scanning the room. "Evenin', folks," he called out cheerfully. "I'm lookin' for a lawdog. Anybody seen one 'round here?" Done Gone perked up and raised his hand, "That'd be me, stranger. Done Gone, at your service."

Round count

10 pistol

10 rifle

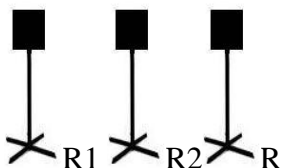
4 + shotgun on your person

Shooting Order

rifle not last

Staging: Shotgun staged on right window. Two pistols loaded with five rounds each and holstered, rifle staged on the table. Shooter starts with hands anywhere. Pistols may not be drawn, but hands can be on grips. Rifle must be flat on the table, but hands can be on it.

Procedure: Shooter starts standing behind table. Shooter indicates ready by saying the line **"I'm lookin' for a lawdog."** At the beep, engage rifle targets with two separate Nevada sweeps, each starting on the opposite end. Repeat rifle instructions with pistols. Go to window and shoot shotgun targets until down.



Starting position



shotgun in window

Stage Two:**The Lost .45****The Well****Back story:**

They met at the old well the very next morning. "My Colt .45's gone missin'," Buckshot Barry explained. Done Gone furrowed his brow, attempting to look thoughtful. "Have you, uh, checked your pockets?" he ventured, immediately regretting the obvious question. Then, it didn't seem quite so obvious when Buckshot Barry responded by losing his hat when he peered down in the open well.

Round count

10 pistol

10 rifle

4 + shotgun on your person

Shooting Order

rifle

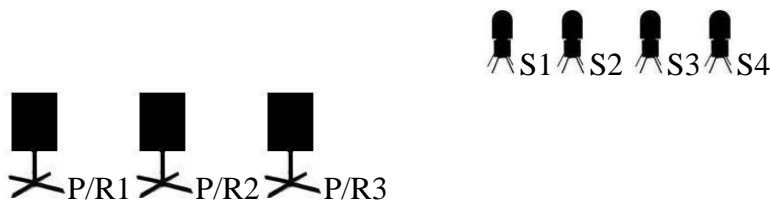
pistol

pistol

Shotgun

Staging Shotgun on table, rifle at port arms on starting stone. Pistols holstered.

Procedure Shooter starts standing with at least one foot touching starting stone and rifle at port arms. Shooter indicates ready by saying the line **"My Colt .45's gone missin'.."** At the beep, with rifle shoot the middle target three times and then each outside target once each, repeat with second five shots. Repeat rifle instructions with pistols. With the shotgun, shoot the 4 shotgun targets in any order.



Shotgun staged on table

O Rifle at port arms on starting stone

Stage Three:**The Lost .45****The Fort****Back story:**

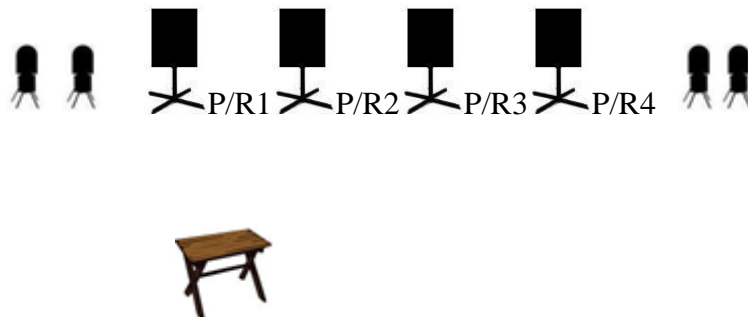
Fort Kelly proved more of a challenge for Done Gone's fine-tuned deductive skills. He heard many theories, some of which involved a secret chicken society, a complicated corn conspiracy, and at least three hat-related puns. He wandered about, muttering to himself and jotting nonsensical notes. Buckshot Barry's amiable nature, however, had the soldiers eagerly helping with the search, turning the fort upside down.

10 pistol
10 rifle
shotgun if needed

rifle
pistol
pistol

Staging Rifle at the ready. Two pistols loaded with five rounds each and holstered. Shotgun may be staged on table.

Procedure: Start standing with at least one foot on starting stone with rifle at the ready. When ready, say the line, **“Just what is a chicken society?”** At the beep with rifle, as a round count, put one round on each of the four stationary targets and **then** shoot one knockdown target. Repeat with second five shots Make rifle safe on table. Shoot pistol following rifle instructions. Any knockdowns left standing may be made up with shotgun.



- Rifle at the ready on starting stone

Stage Four: The Lost .45 The Jail

Back story:

At the town jail, Done Gone fumbled with the keys, eventually letting them in. His questioning of Three Gun Lady was more enthusiastic than effective. He couldn't believe such a fine-looking woman was residing in the River Bend Jail. He was sure the charges were all spuriously devised. Buckshot Barry, meanwhile, had the guards and prisoners sharing stories and laughing like old friends.

Round count

10 pistol

10 rifle

4 + shotgun on your person

Shooting Order

pistol

pistol

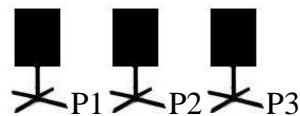
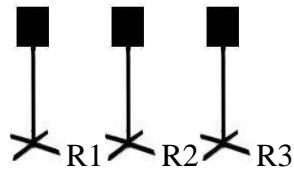
rifle

Shotgun

Staging Shotgun and rifle on target box. Pistols holstered.

Procedure

Shooter starts standing at the window with both hands on pistol grips. When ready, say the line, **“What’s a fine-looking woman doing in that jail?”** Shoot the pistol targets with a continuous Nevada sweep, starting on either end, double tapping the center target each time. (1-2-2-3-2-2-1-2-2-3) Repeat pistol instructions with rifle. Shoot the shotgun targets in any order.



Stage Five:**The Lost .45****The Cemetery****Back story:**

In the cemetery, Done Gone tripped over a gravestone, dislodging a piece of paper stuck underneath. Squinting at it, he realized it was a hastily scrawled note mentioning the livery stable. "Well, would you look at that," Done Gone said, believing he had solved the case. Buckshot Barry's eyes lit up with excitement. "Great find, partner!" he exclaimed while helping Done Gone back to his feet, "Looks like we've got our next lead!"

Round count

10 pistol

10 rifle

6 + shotgun on your person

Shooting Order

rifle

pistol

pistol

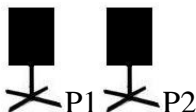
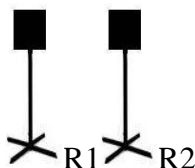
shotgun

Staging

Rifle and shotgun on table. Two pistols loaded with five rounds each and holstered.

Procedure

Shooter starts standing behind table with both hands on hat brim. Shooter indicates ready by saying the line "**Great Find!**" With rifle, address rifle targets in a progressive sweep on two targets 1 on R1, 2 on R2, 3 on R1, 4 on R2 from either direction. Shooter must alternate between each target – *NOT 1-5-4*. Make rifle safe on table. Shoot pistols following the rifle instructions. Holster pistols, take shotgun, shooter may move down the firing line if desired. Shoot shotgun flyer, the two knockdowns and the other flyer in any order. Knockdown shotgun misses may be made up. The clay must be addressed even if it goes up broken. Five second bonus for each clay hit. Clays are not a miss.



Stage Six: The Lost .45 The Livery Stable

Back story:

Their search ended at the livery stable where they found the .45 in Barry's saddle bag along with a bill from the gun smith down the street. "Well, I'll be," Buckshot Barry grinned, "We make quite a team, don't we, Done Gone? I completely forgot that I left that old gun with Joe West for some fixin' up." Done Gone nodded, relieved to have solved the case despite some interesting twisting turns, and immensely grateful to be heading back to the Shifty Eye Saloon.

Round count

10 pistol
10 rifle
4 + shotgun on your person

Shooting Order

rifle
pistol
pistol
shotgun

Staging

Rifle staged on left window and shotgun staged on right window. Two pistols loaded with five rounds each and holstered. The shooter starts at left window with both hands on window sill.

Procedure Shooter starts at left window with both hands on window sill. When ready, say the line **"I'm going back to the Shifty Eye!"** At the beep, engage the rifle targets with triple tap sweep from either direction then put last shot on the middle target. Make rifle safe. Repeat rifle instructions with pistols. Shoot the shotgun targets until down in any order.

