

Stage 1 Saloon

Riders of Death Valley

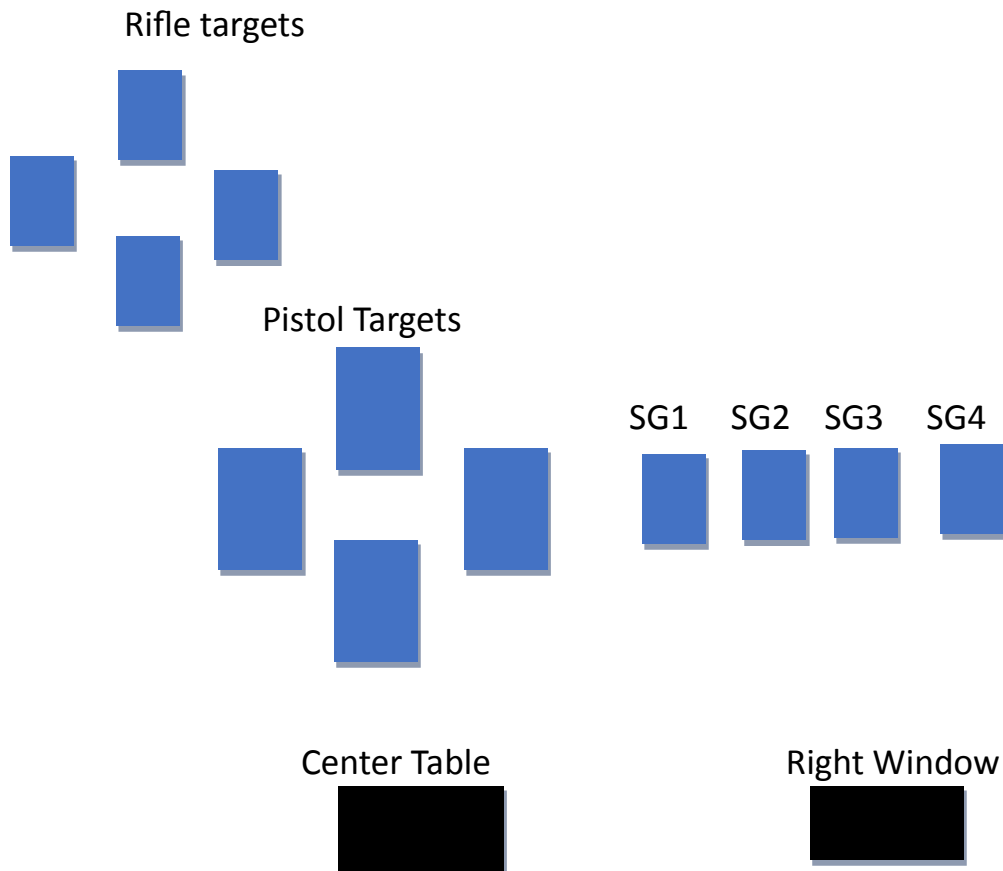
It's 2 days between water holes in Death Valley. When the riders get to the next one Borax Bill says I'm parched, jumps off his horse go over sticks his head in the water. Pancho walks up kicks Bill and says, why you sticking your dirty face in my horses' water?

Round count: 10P-10-R-4+SG

Shooting Order: R-PP-SG

Staging 2- P5 each holstered R-10 rounds in both hands SG in right window.

Shooter starts at the table Rifle in both hands. Indicate ready by saying the line, I'm parched. ATB alternate 5 rounds vertical starting on either target. Then 5 rounds horizontal starting on either target. Repeat rifle instructions with pistols. At the right window engage SG targets any order.



Stage 2 Well

Two Mules for Sister Sars

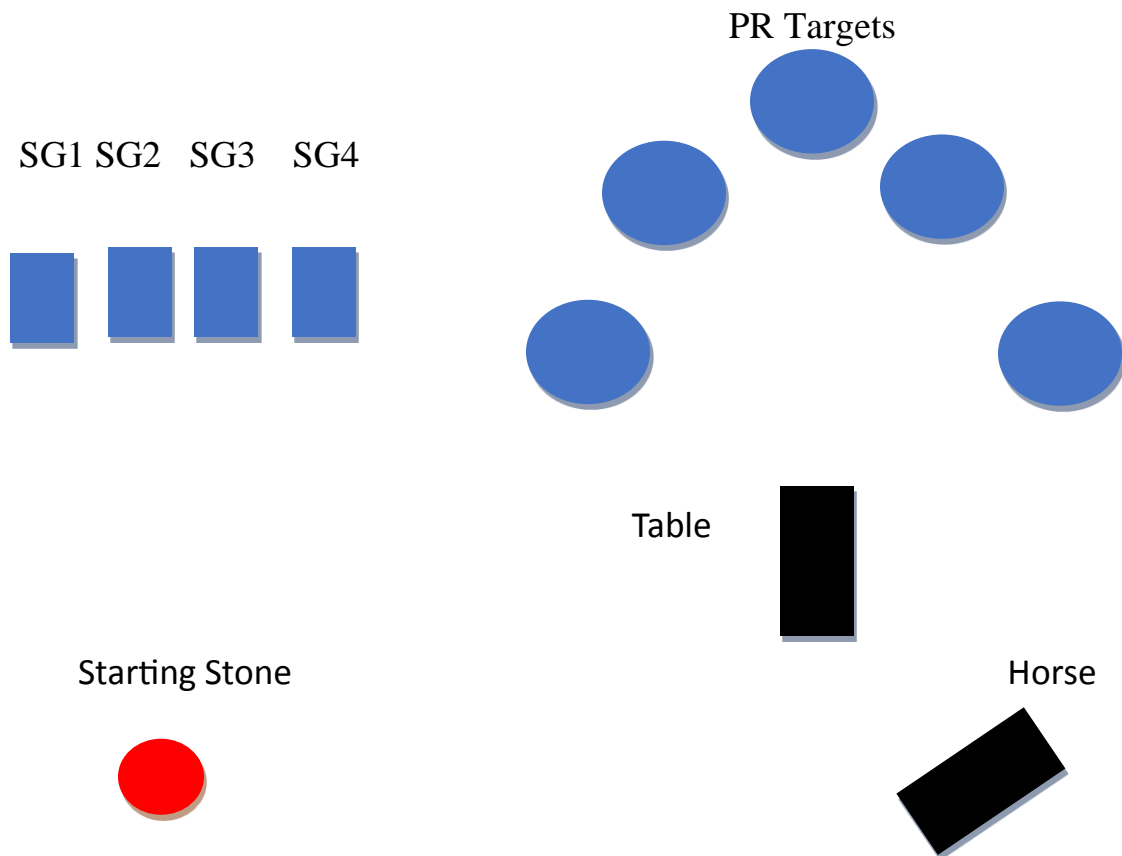
Hogan rides up on three men molesting a woman. After the shootout, the woman turns out to be a nun. Sister Sara asks Hogan to bury the dead men. Hogan replies, "Sister, I don't mind shooting them for you, but I'm not going to sweat over them for you."

Round Count: 10P-10R-4+SG

Shooting order: SG-R-PP

Staging 2P-5 each holstered R-10 rounds on horse SG in both hands.

Shooter starts one foot touching starting stone SG in both hands. Indicate ready by saying the line, Sister, I don't mind shooting them. ATB engage SG targets any order. SG targets can be shot anywhere the starting stone and horse. With rifle sweep targets 1-2-4-2-1 from either direction. Make rifle safe on the horse or the down range table. At the table repeat rifle instructions with pistols.



Stage 3 Fort

Riders of Death Valley

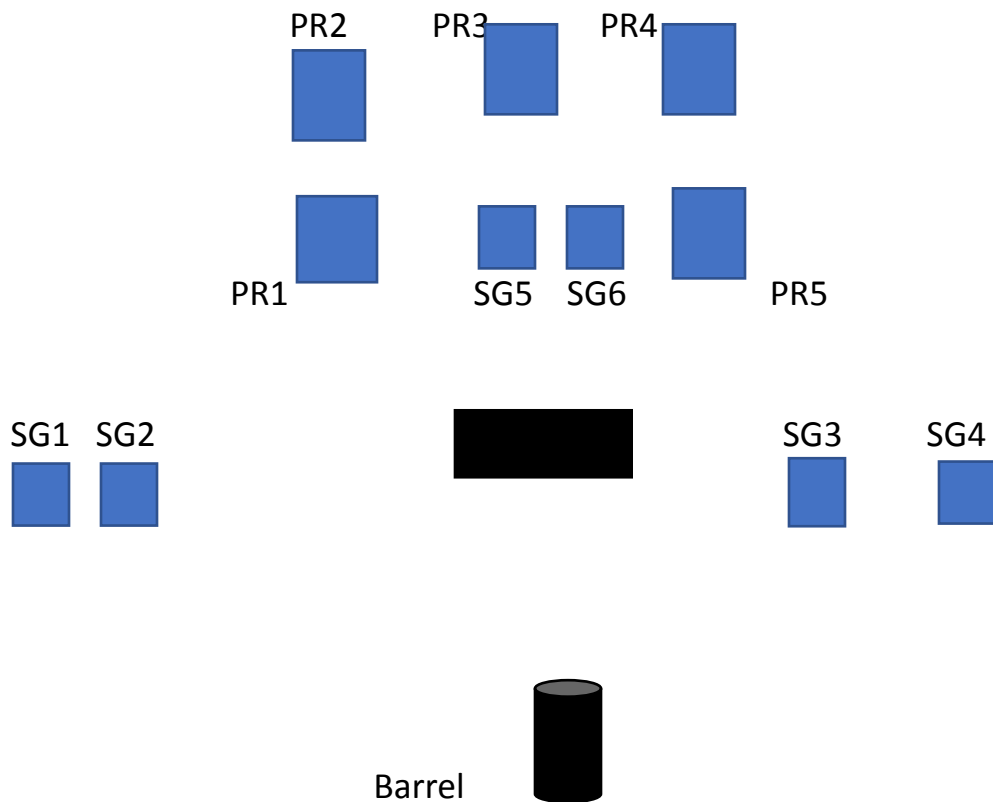
The riders have been ambushed by claim jumpers. Pancho is surrounded and shooting in all directions. He yells out I need to be twins for this. Borax Bill yells back, no you don't one of you is all I can stand.

Round Count: 10P-10R-6+SG

Shooting Order: R-SG-PP

Staging 2P-5 each holstered R10-rounds in both hands SG on the barrel.

Shooter starts at the barrel rifle in both hands. Indicate ready by saying the line, "One of you is all I can stand". ATB engage rifle targets 2 times each any order. Make rifle safe on the barrel engage SG targets 1-2-3-4 between barrel and table at the table engage SG 5-6. Any Order. Make SG safe on the table repeat rifle instructions with pistols.



Stage 4 Jail

Brisco County Jr.

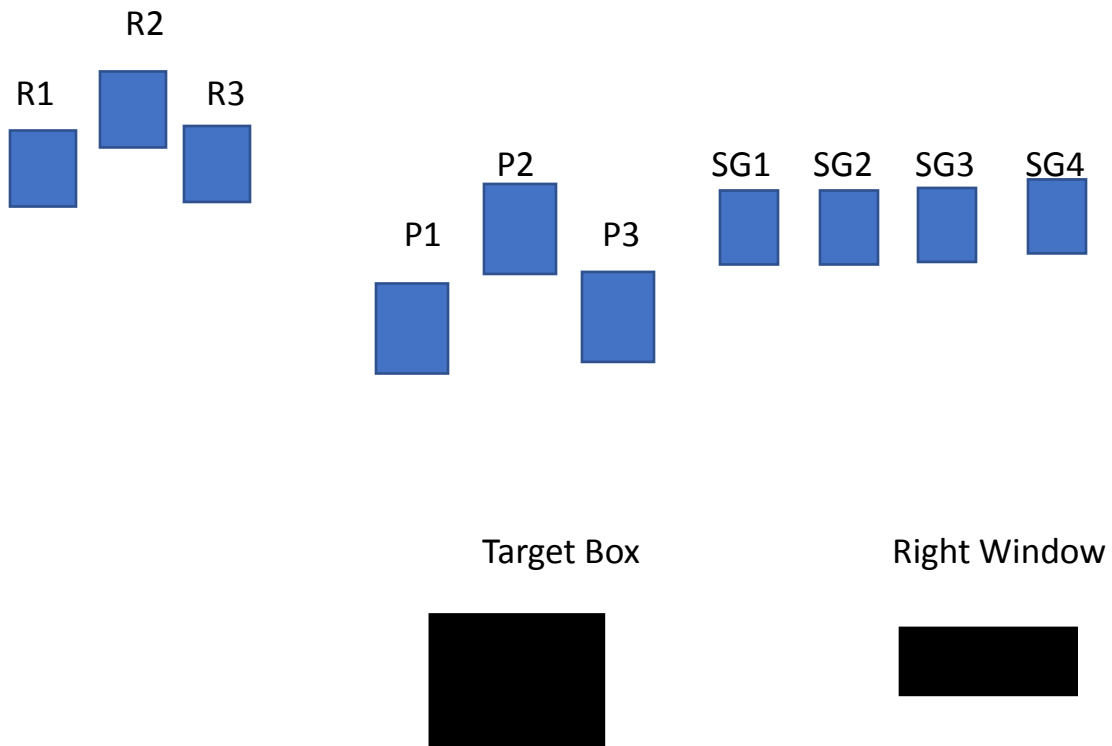
After Briscoe introduces Professor Ogden Cole to Lord Bowler, the professor says, "A completely fictitious title I presume." Lord Bowler replies, "No it ain't. I just made it up."

Round count: 10P-10-R-4+SG

Shooting Order: PP-R-SG

Staging 2P-5 each holstered R-10 rounds on target box SG staged anywhere safely.

Shooter starts at the target box hands on pistols. Indicate ready by saying the line, "No it ain't. I just made it up." ATB Engage P2- 4 times then P1 and P3- 3 times each. Ex: 4-3-3. Repeat pistol instructions with rifle. Engage SG target any order through the right window.



Stage 5 Boot Hill

Wyatt Earp

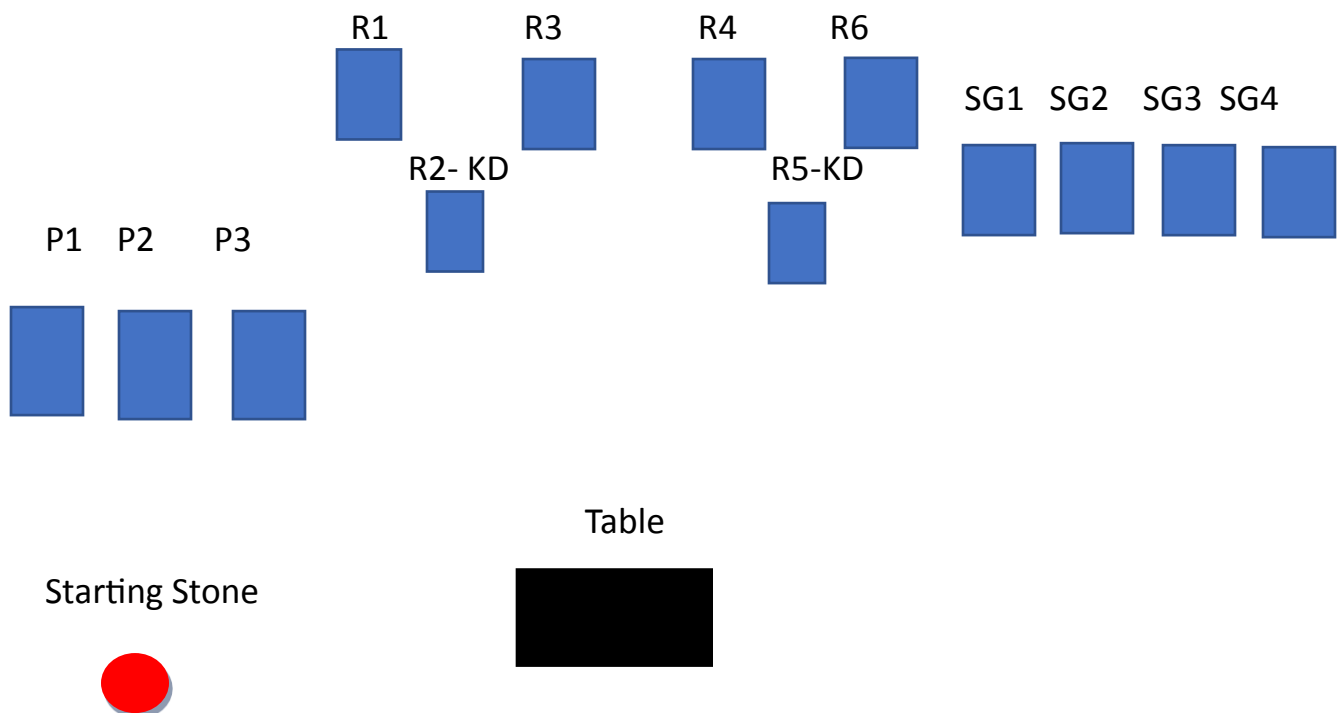
Doc's opinion of Dave Rudabaugh: "Dave Rudabaugh is an ignorant scoundrel! I disapprove of his very existence. I've considered ending it myself on several occasions but self-control got the better of me."

Round Count: 10P-10 R-4+SG

Shooting Order: PP-R-SG

Staging 2P-5 each holstered 10R- rounds on table SG on table.

Shooter starts one foot touching starting stone hands on pistols. Indicate ready by saying the line, "Self-control got the better of me." ATB sweep pistol targets 2-1-2 from either direction either time. At the table sweep rifle targets 2-1-2-2-1-2 from either direction. EX: 2-KD-2-2-KD-2. KD targets still standing can be made up with SG. Engage SG targets any order anywhere the table and side berm.



Stage 6 Livery Gunsmoke

After meeting Festus for the first time, Mat goes to check his wanted posters. He has ten wanted posters for Hagen's but not one on Festus. The next day Mat sees Festus in the long branch and goes over and tells him, "You must be the only honest Hagen there is." Festus replies, "Who said I was honest?"

Round Count: 10R-10P-4+SG Shooting Order: R-PP-SG

Staging: Rifle 10 rounds in left window; 2P-5 each holstered; SG in right window.

Shooter starts at the left window hands on window frame. Indicate ready by saying the line, "**Who said I was honest?**" ATB, with rifle, place 3 rounds on each target any order then engage the buzzard. Make rifle safe in window or center table. AT the center table; repeat rifle instructions with pistols. AT the right window; engage SG targets any order.

