

# Stage 1 Saloon

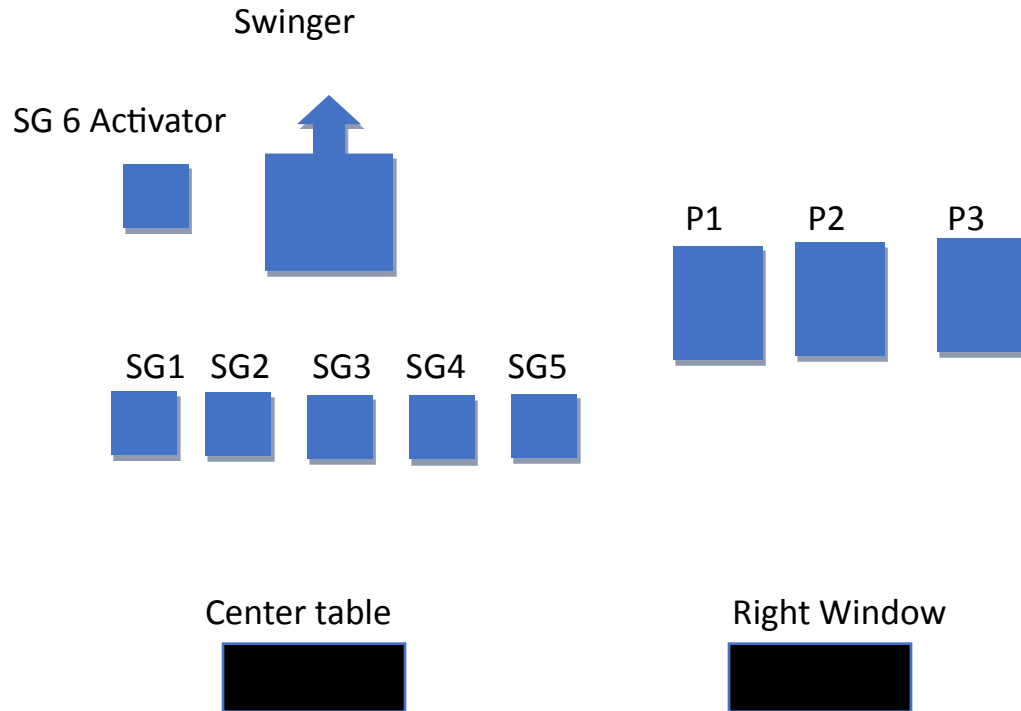
## Happy New Year

Round Count: 10P-10R 4+SG

Shooting Order: SG-R-PP

Staging 2P-5 each holstered R-10 rounds on center table SG in both hands.

Shooter starts at the center table SG in both hands. Indicate ready by saying the line Happy New Year. ATB engage SG 1 through 5 any order then engage SG 6 the swinger activator. With rifle engage the swinger 10 times make the rifle safe on the table or right window. At the right window with pistols place 10 rounds on 3 targets any order.



## Stage 2 Well

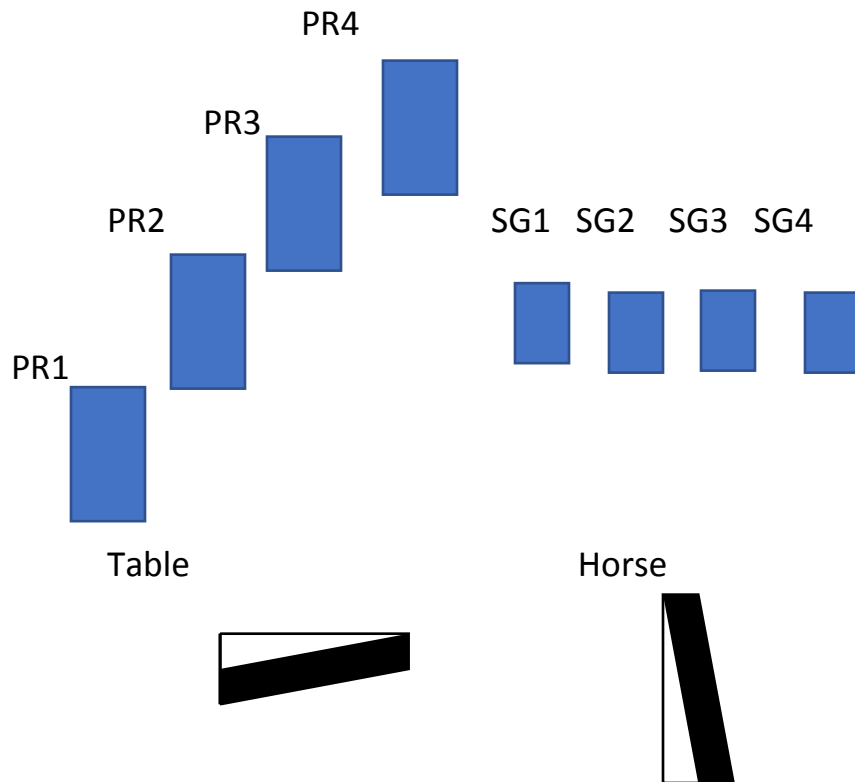
Happy New Year

Round Count: 10P-10R-4+SG  
last.

Shooting Order: Shooter's choice SG  
last.

Staging 2P-5 each holstered R-10 rounds on table SG on the horse.

Shooter starts at the table arms folder across chest. Indicate ready by saying the line, Happy New Year. ATB engage targets with pistols and rifle with a 2-4-6-8 sweep starting on either end target. At the horse engage SG targets any order.



### Stage 3 Fort

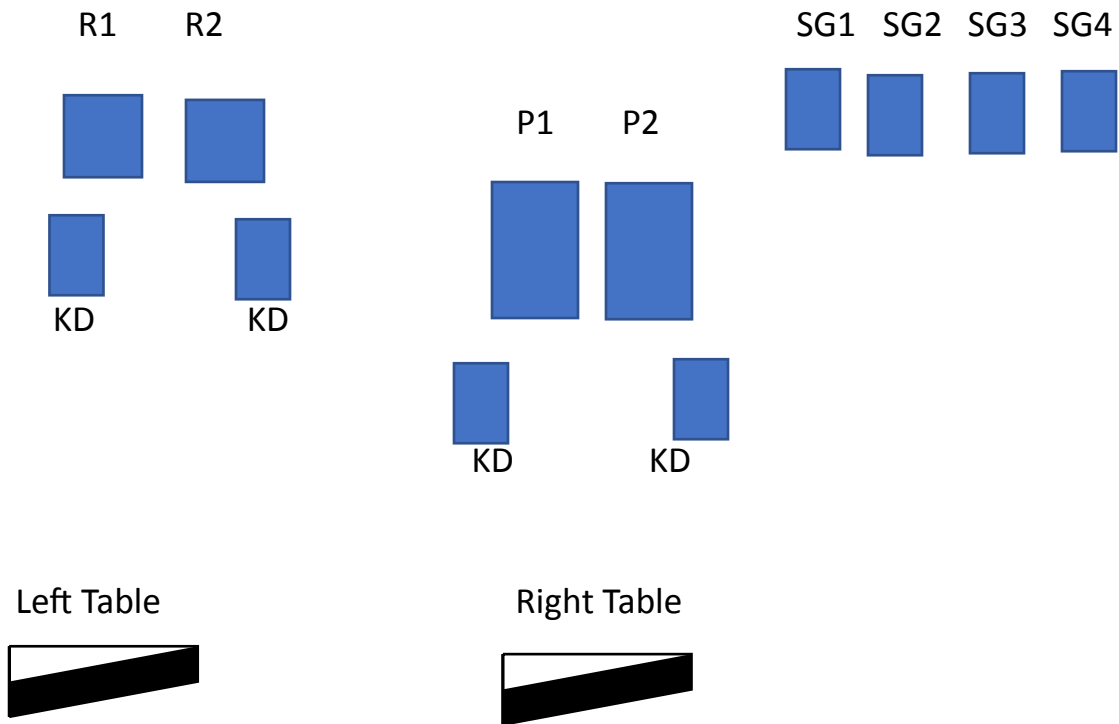
### Happy New Year

Round Count: 10P-10R-4+SG

Shooting Order: R-PP-SG

Staging 2P5-each holstered R-10 rounds in both hands SG on left table.

Shooter starts at the left table rifle in both hands. Indicate ready by saying the line Happy New Year. ATB engage the 2 stationary targets with a double tap alternate from either direction for 8 rounds then engage the 2 KD targets. If KD targets are left standing make up with SG. Take SG to right table repeat rifle instructions with pistols. Engage 4 SG target anywhere between the right table and the side berm.

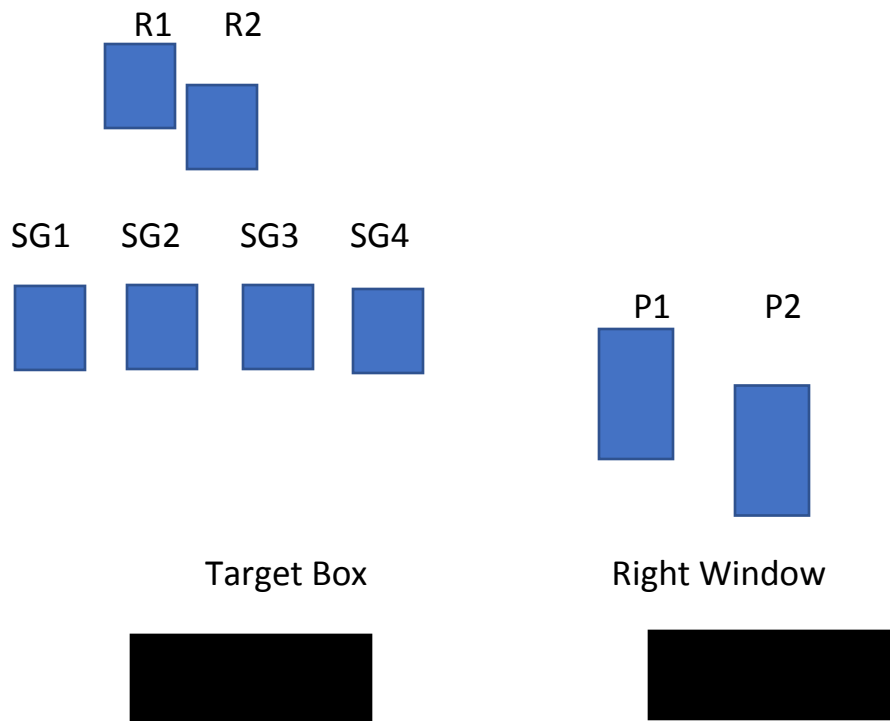


Stage 4 Jail  
Happy New Year

Round Count: 10P-10R-4+SG          Shooting Order: Shooter choice pistols last.

Staging: 2P-5 each holstered; R10 rounds on the target box; SG on the target box.

Shooter starts at the target box hands on hat brim. Indicate ready by saying the line, "Happy New Year." ATB, engage rifle targets with a regressive alternate. From either direction. EX: 4-3-2-1. Engage SG targets any order. At the right window repeat rifle instructions with pistols.



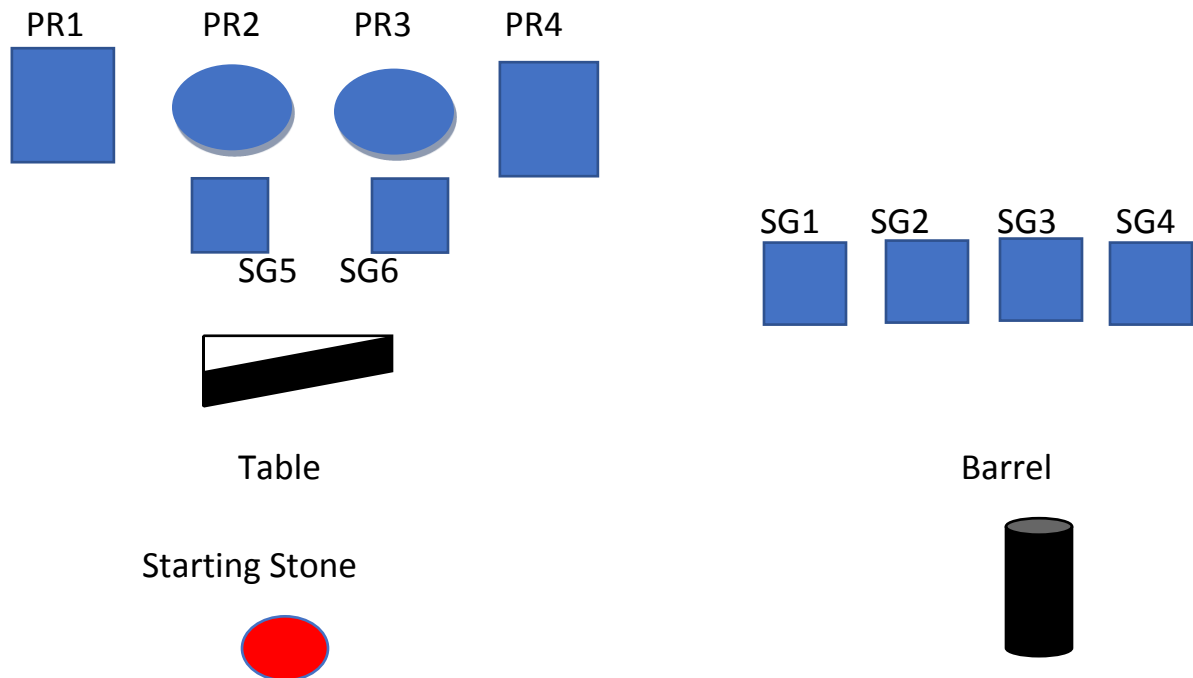
Stage 5 Well  
Happy New Year

Round Count 10P-10R-6+SG

Shooting Order R-SG-PP

Staging 2P-5 each holstered R-10 rounds in both hands SG on the barrel.

Shooter starts one foot touching starting stone Rifle in both hands. Indicate ready by saying the line, Happy New Year. ATB triple tap an inside round target then single tap all 4 targets then triple the other round inside target. Ex: 3-1-1-1-1-3. Make the rifle safe on the barrel engage SG 1-2-3-4 any order at the down range table engage SG 5-6 any order. Repeat rifle instructions with pistols.



Stage 6 Livery

Happy New Year

Round Count: 10P-10R-4+SG

Shooting Order R-PP-SG

Staging 2P-5 each holstered R-10 rounds in left window SG in right window.

Shooter starts at the left window hands on shelf. Indicate ready by saying the line Happy New Year. ATB engage rifle targets 3-4-3 from either direction. Make rifle safe in window or center table. At the center table repeat rifle instructions with pistols. At the right window engage SG targets any order.

