

Stage 1 Saloon

Conagher

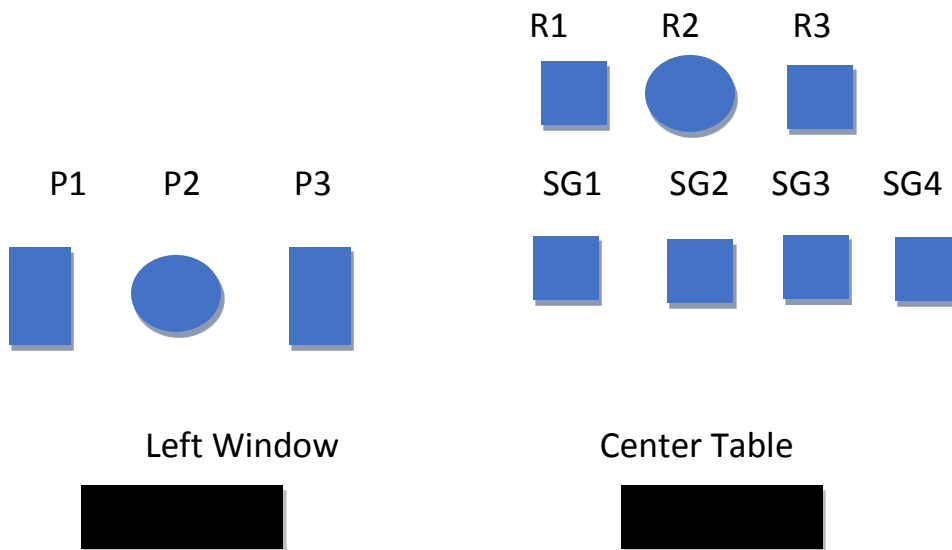
Laban Teal asks Conagher, "Who gave you that black eye?" Conagher replies, "Nobody gave it to me; I fought for it."

Round Count: 10R-10P-4+SG

Shooting Order: PP-R-SG

Staging 2P-5 each holstered R-10 rounds on center table SG on center table.

Shooter starts at the left window hands on pistols. Indicate ready by saying the line, "I fought for it." ATB engage P2- two times then sweep the targets either direction then repeat. At the center table repeat pistol instructions with rifle. Engage SG targets any order.



Stage 2 Well

Conagher

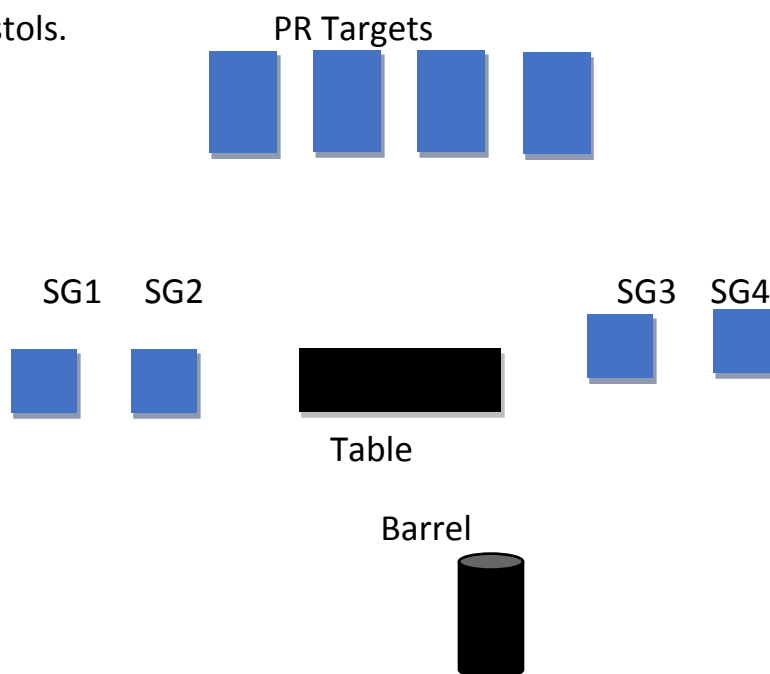
After Conagher tracks down the stolen horses, the thief Coker asks, "You just going to leave me here afoot? It's 50 miles back to the Ladder 5." Conagher replies, "Tuff life being an outlaw."

Round Count: 10P-10R-4+SG

Shooting Order: R-SG-PP

Staging 2 P-5 each holstered R-10 rounds in both hands SG on the barrel.

Shooter starts at the barrel rifle in both hands. Indicate ready by saying the line, "Tuff life being an outlaw." ATB engage PR targets starting on either outside targets with a 1-2-2 sweep then repeat starting on the other side. Make rifle safe on the barrel. Engage SG targets any order anywhere between the barrel and down range table. Make SG safe on the down range table. Repeat rifle instructions with pistols.



Stage 3 Fort

Blazing Saddles

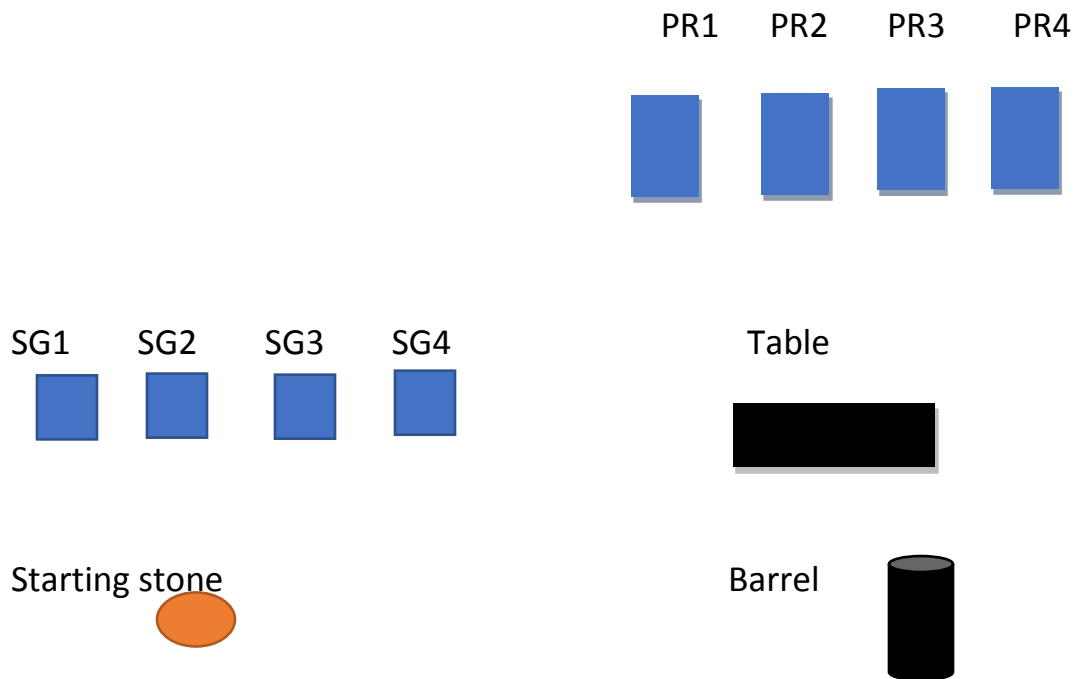
After two of the workers drive a handcar into the quick sand, Mr. Taggart ropes it and pulls it out. Then he says, "Dang. That was lucky. Doggone near lost a four-hundred-dollar handcar."

Round Count: 10P-10R-4+SG

Shooting Order: SG -R-PP

Staging 2P-5 each holstered R-10 rounds on barrel SG in both hands.

Shooter starts one foot touching starting stone SG in both hands. Indicate ready by saying the line, "Dang. That was lucky." ATB engage SG targets any order anywhere between the stone and barrel. Make SG safe on the barrel, with rifle engage targets with a cat herders sweep. EX: 2-1-1-2-1-1-2. Either direction. Make rifle safe on the barrel or down range table. At the down range table repeat rifle instructions with pistols.



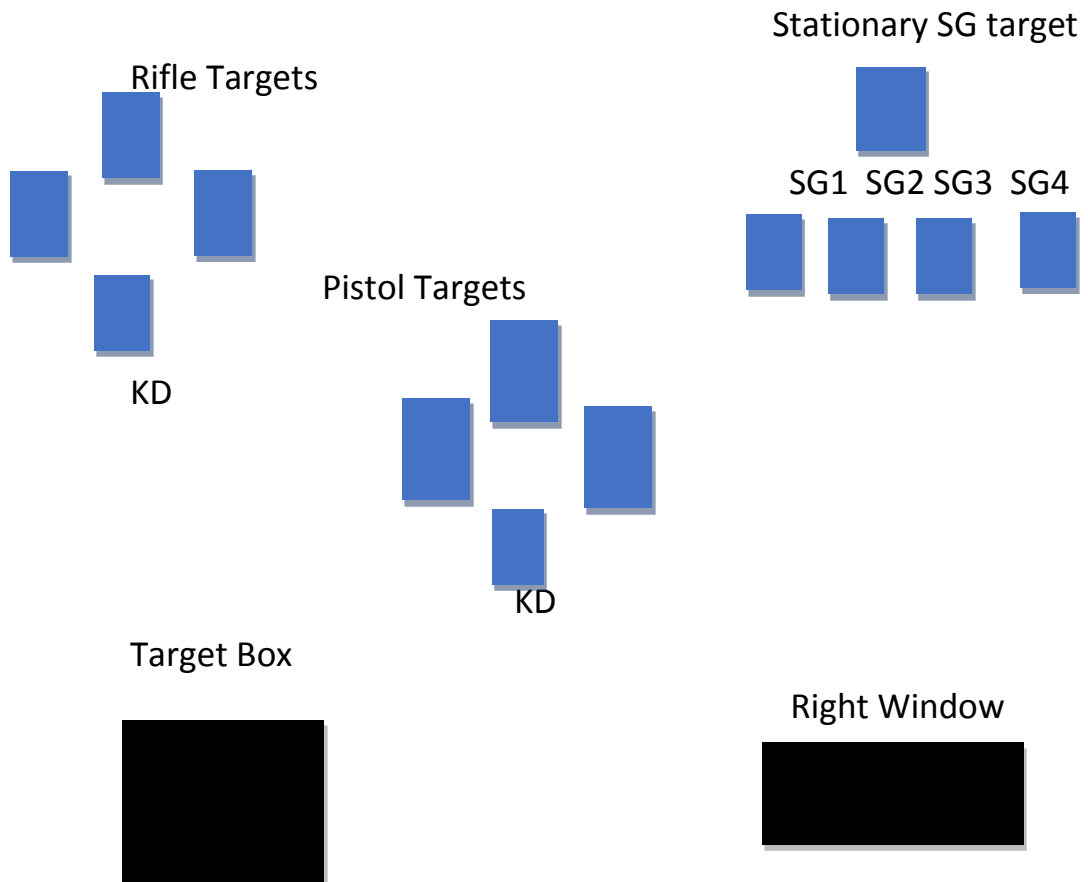
Stage 4 Jail

Woodrow is taking Gus's body back to Texas to be buried. He stops in a small town for supplies. He is told that Blue Duck is in the jail waiting to be hanged. Woodrow goes to the jail; there Blue Duck tells him, "Nobody is going to hang me. I'm going to fly out that window; an old woman taught me how."

Round Count: 10R-10P-4+SG

Shooting Order: R-PP-SG

Staging 2P-5 each holstered R-10 rounds in both hands SG staged anywhere safely. Shooter starts at the target box rifle in both hands. Indicate ready by saying the line, "Nobody is going to hang me". ATB triple tap the targets any order place the 10th round on the KD target. Repeat rifle instructions with pistols. At the right window engage SG targets any order. PR knock down left standing can be made up on the stationary SG target.



Stage 5 Boot Hill

Maverick

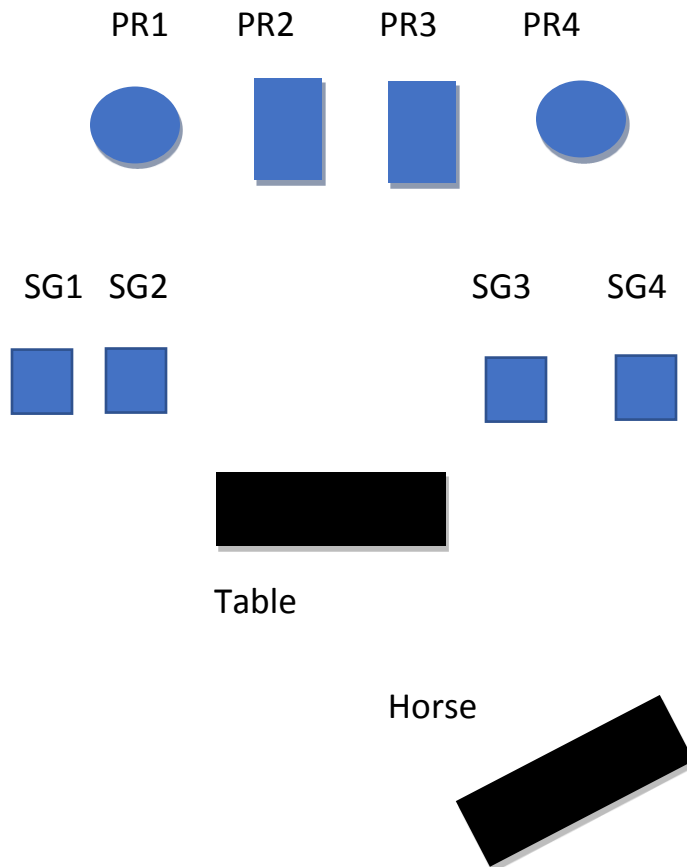
Like my Old Pappy always says, "The only thing more important than money is more money."

Round Count: 10R-10P-4+SG

Shooting Order: SG-R-PP

Staging 2P-5 each holstered R-10 rounds on the horse SG in both hands.

Shooter starts at the horse SG in both hands. Indicate ready by saying the line, "More Money". ATB engage SG targets any order make SG safe on the horse. With rifle single tap the inside targets, triple tap the outside targets then single tap the inside targets. EX1-1-3-3-1-1. Make rifle safe on the horse or down range table. At the down range table repeat rifle instructions with pistols.



Stage 6 Livery

Blazing Saddles

Sheriff Bart says, "Just give me twenty-four hours to come up with a brilliant idea to save our town. Just twenty-four hours, that's all I ask." The town's people all say "No." Bart replies, "You'd do it for Randolph Scott."

Round Count 10P-10R-4+SG

Shooting Order R-SG-PP

Staging 2P- each holstered R-10 rounds in left window SG in left window.

Shooter starts at the left window hands on hat brim. Indicate ready by saying the line, "You'd do it for Randolph Scott." ATB with rifle engage targets with a regressive sweep. Either direction. EX 4-3-2-1. Make rifle safe. Engage SG 1 and 2 at the left window SG3 and 4 at the center table. Make SG safe on the table. Repeat rifle instructions with pistols.

