

Stage1 Saloon

Last Stand at Sabor River

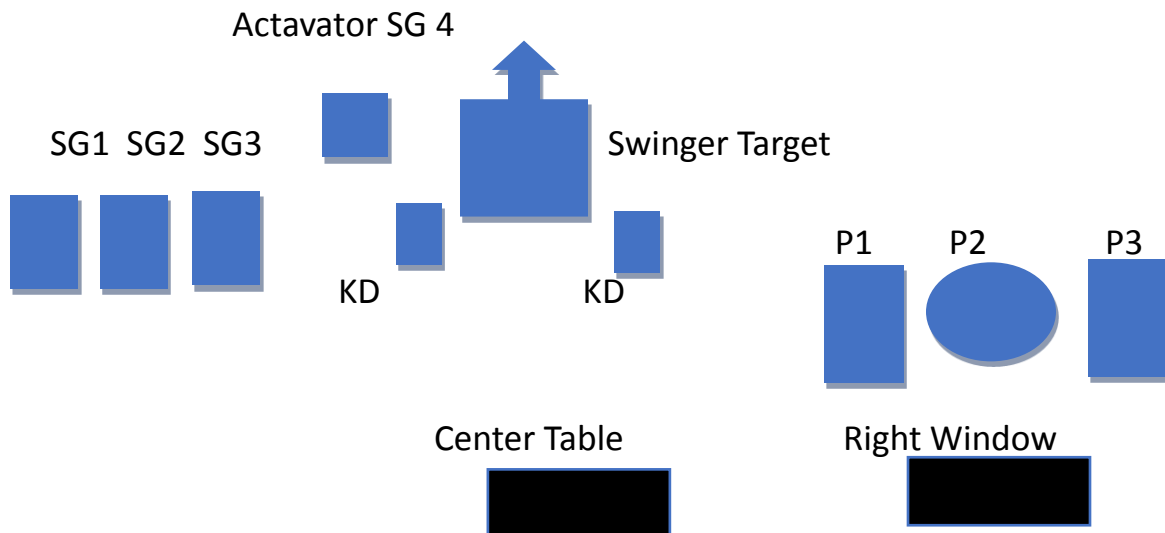
Cable and his wife Martha are sitting on the front porch having a drink before bed. She tells him, I had a dream about when you ask me to marry you. Cable replies, I didn't you as you ask me. Marthe snaps back, I said it was dream didn't I.

Round Count: 10R- 10P-4+SG

Shooting Order: SG-R-PP

Staging 2P-5 each holstered R-10 rounds on center table SG in both hands.

Shooter starts at the table SG in both hands. Indicate ready by saying the line, I said it was a dream. ATB engage SG 1-2-3 any order then SG4 the swinger activator. With rifle engage the stationary swinger 4 times then either KD on the swinger 1 time then repeat. EX: 4-1-4-1. Either swinger KD not down can be made up with SG. Make the SG safe on the table or right window. At right window engage P2- 4 times either outside target 1 time then repeat. EX 4-1-4-1.



Stage 2 Well

Quigley Down Under

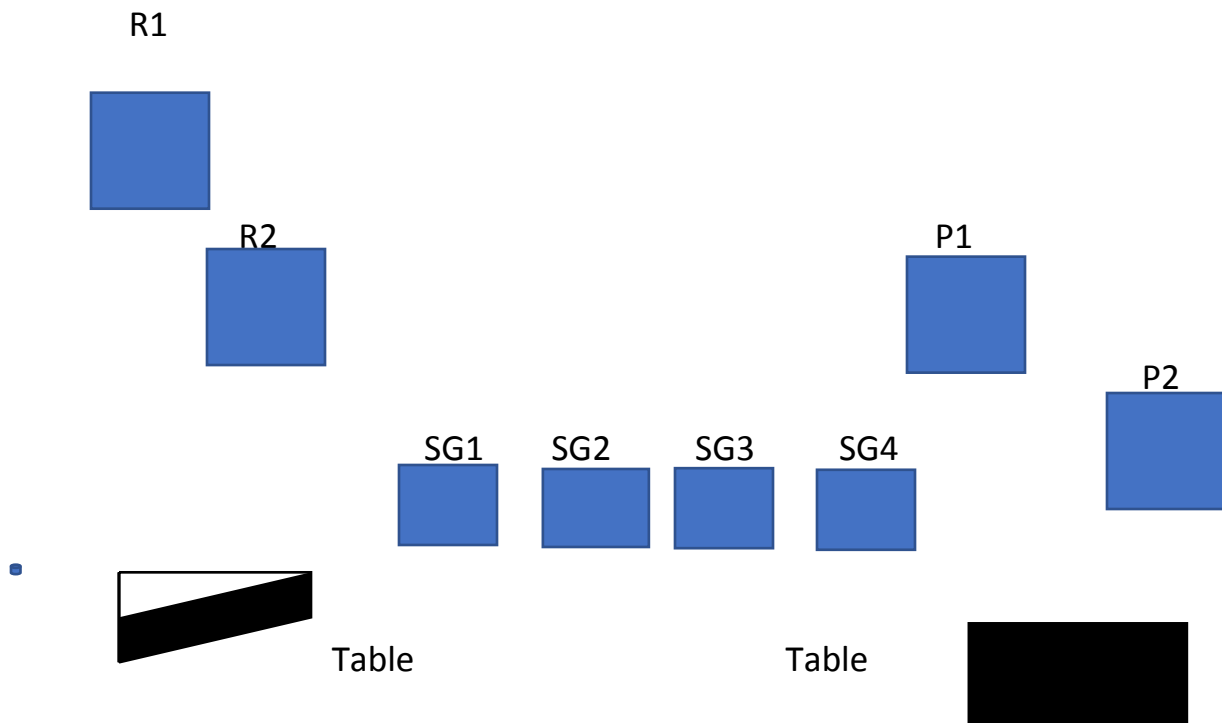
After arriving in Australia Quigley is looking the port town over. When he sees three men trying to force a woman on to a wagon. He tells the men; it doesn't look like she wants to get on your wagon. The man replies, Bug off mate. Quigley lays down his saddle then says, excuse me. I'm new around here, so I ain't rightly certain. Is everyone in this country as butt ugly as you three?" Then the fight is on.

Round Count: 10-R-10P-4+SG

Shooting Order: R-SG-PP

Staging: 2P-5each holstered; R-10 rounds in both hands; SG on barrel.

Shooter starts at the left table rifle in both hands. Indicate ready by saying the line, "**Excuse Me.**" ATB, with rifle, engage rifle targets with a regressive alternate: ex. 4-3-2-1 either direction. Make rifle safe; shoot SG targets any order. SG targets can be shot anywhere between the 2 table. Make SG on either table. At the right table; repeat rifle instructions with pistols.



Stage 3 Fort

Maverick

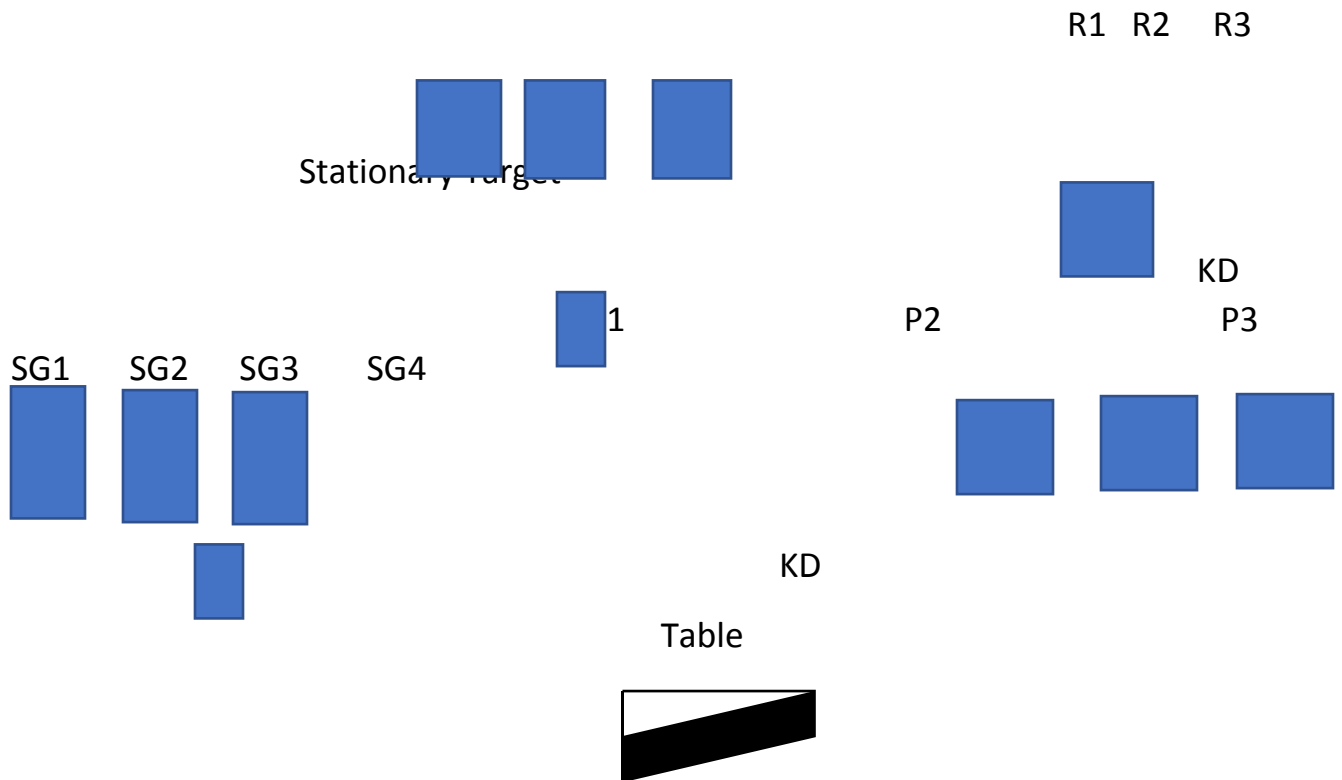
Like my old pappy always says, a man is the only critter you can skin more than once.

Round Count: 10-R-10P-4+SG

Shooting Order: PP-R-SG

Staging 2P-5 each holstered rifle 10 rounds on the table SG on the table.

Shooter starts one foot touching starting stone hands on hat brim. Indicate ready by saying, My old pappy always says. ATB triple tap the pistol targets any order the place the 10th round on the KD target. At the table repeat pistol instructions with rifle. Engage SG targets any order. Pistol and rifle KD targets left standing can be made up on stationary target.



Stage 4 Jail

Red River

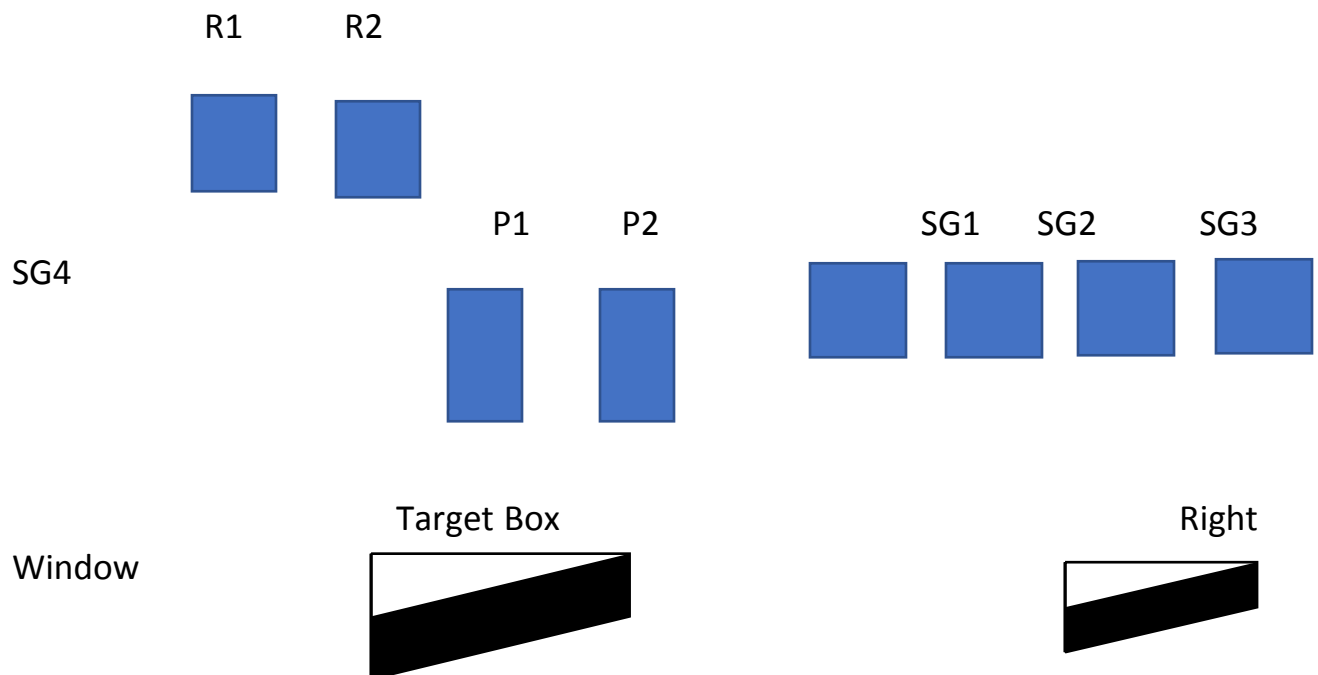
Tom Dunson has his men round up ever cow, bull and steer they can find in west Texas. He tells them they are taking them to the railhead in Missouri. If you sign on for this drive there won't be quitting along the way. Not by me and not by you.

Round Count: 10-R-10P-4+SG

Shooting Order PP-R-SG

Staging 2P-5 each holstered R-10 rounds on target box SG staged anywhere safely.

Shooter Starts at the target box hands on hat brim. Indicate ready by saying the line, Not by me and not by you. ATB with rifle starting on either target in this order double, double, single, single, double, double. EX 22-22-1-1-22-22. Repeat rifle instructions with pistols. Through the right window engage SG targets any order.



Stage 5 Boot Hill

Gunsmoke

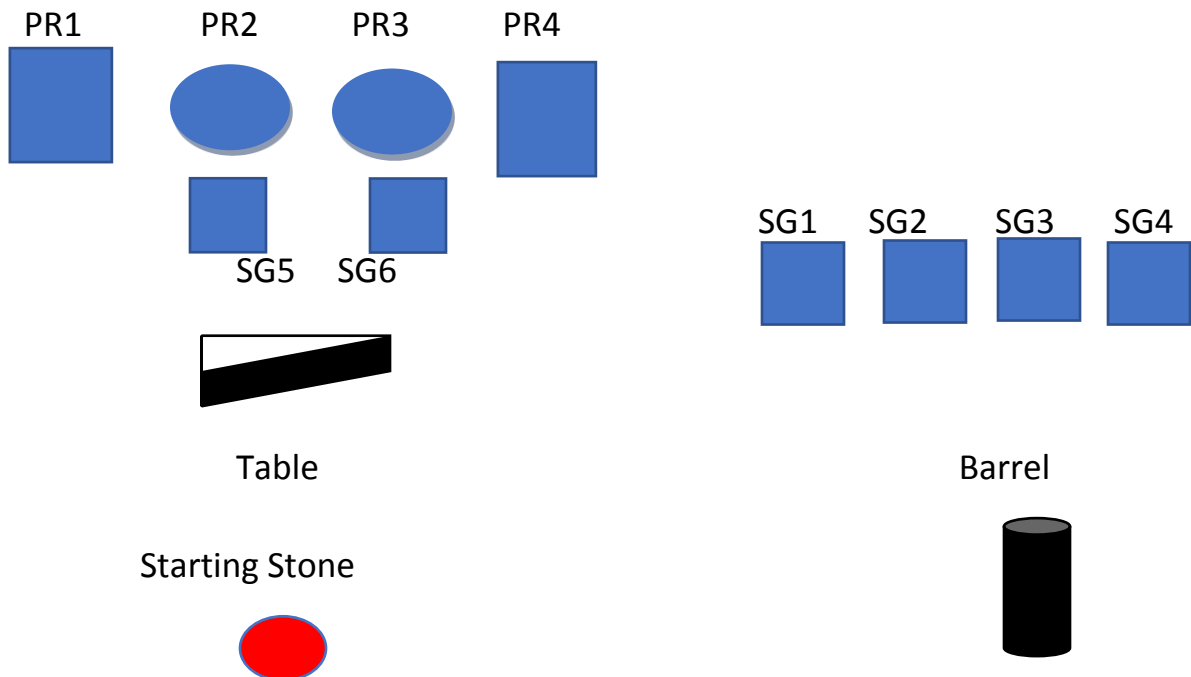
Matt is in the long Branch Saloon when here's a man says he is Festus Haggan. He goes back to his office to check his wanted posters. He finds wanted poster for 23 Haggans, but not one on Festus. Back at the Long Branch he tells Festus you must be the only honest Haggan there is. Festus replies, who said I was honest?

Round Count 10P-10R-6+SG

Shooting Order R-SG-PP

Staging 2P-5 each holstered R-10 rounds in both hands SG on the barrel.

Shooter starts one foot touching starting stone Rifle in both hands. Indicate ready by saying the line, Who said I was honest? ATB triple an inside round target then single tap all 4 targets then triple the other round inside target. Ex: 3-1-1-1-1-3. Make the rifle safe on the barrel engage SG 1-2-3-4 any order at the down range table engage SG 5-6 any order. Repeat rifle instructions with pistols.



Stage 6 Livery

F-Troop

In the middle on an Indian attack on Fort Courage. Trooper Duffy Turns to the bugler and says. It was just like this at the Alamo when I told Davy Crocket. This don't look good Davy.

Round count 10P-10R-4+SG

Shooting Order shooter choice SG last.

Staging 2P-5 each holstered R-10 rounds on table SG in right window.

Shooter starts at the table arms folder across chest. Indicate ready by saying the line, This don't look good Davy. ATB engage targets with pistols and rifle with a 2-4-6-8 sweep starting on either end target. At the right window engage SG targets any order.

