

Stage 1 Saloon Gunsmoke

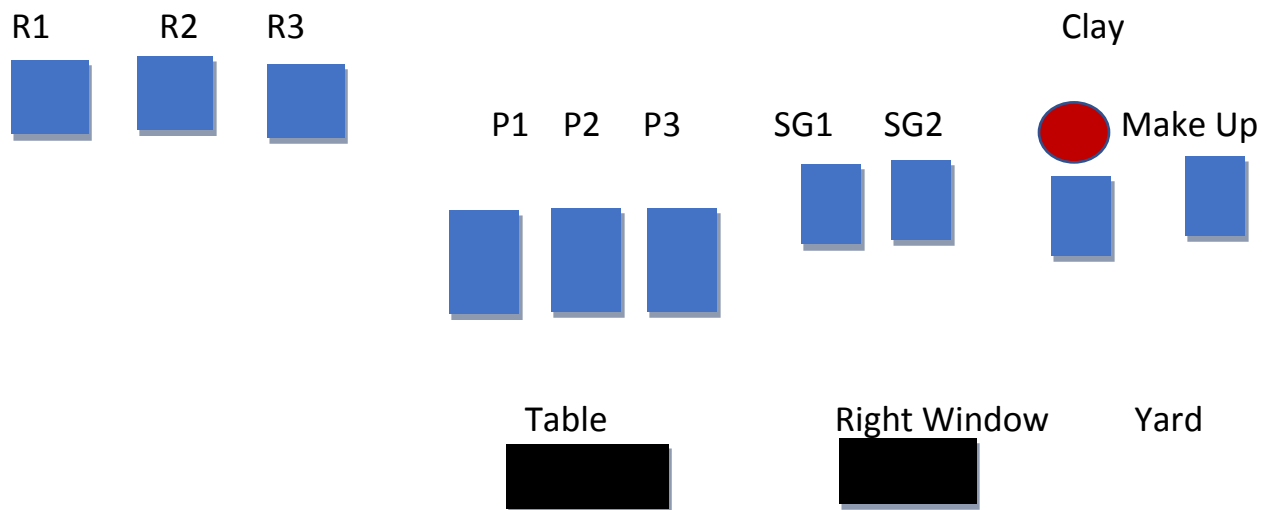
Festus is having a drink at the Long Branch when a cowboy steps on his foot. Then refuses to apologize. Festus, tells him the grave yards are full of people that done less than that to a Hagan. Mat tells Festus you cannot be threatening people. Festus replies, " golly Bill Mathew that wasn't a threat." That was friendly advice."

Round count: 10R-10P-4+SG

Shooting Order: Shooter Choice SG last.

Staging 2P-5each holstered R-10 rounds on table SG in right window.

Shooter starts at the table hands flat on the table. Indicate ready by saying the line " That was friendly advice." ATB engage targets with a double tap Nevada Sweep Starting on P2 and R2. Same for rifle and pistols. At the right window engage SG 1 and 2 either direction. Move off the concrete pad engage the KD and the clay bird. Misses on the clay bird can be made up on the stationary target.



Stage 2 Well Comancheros

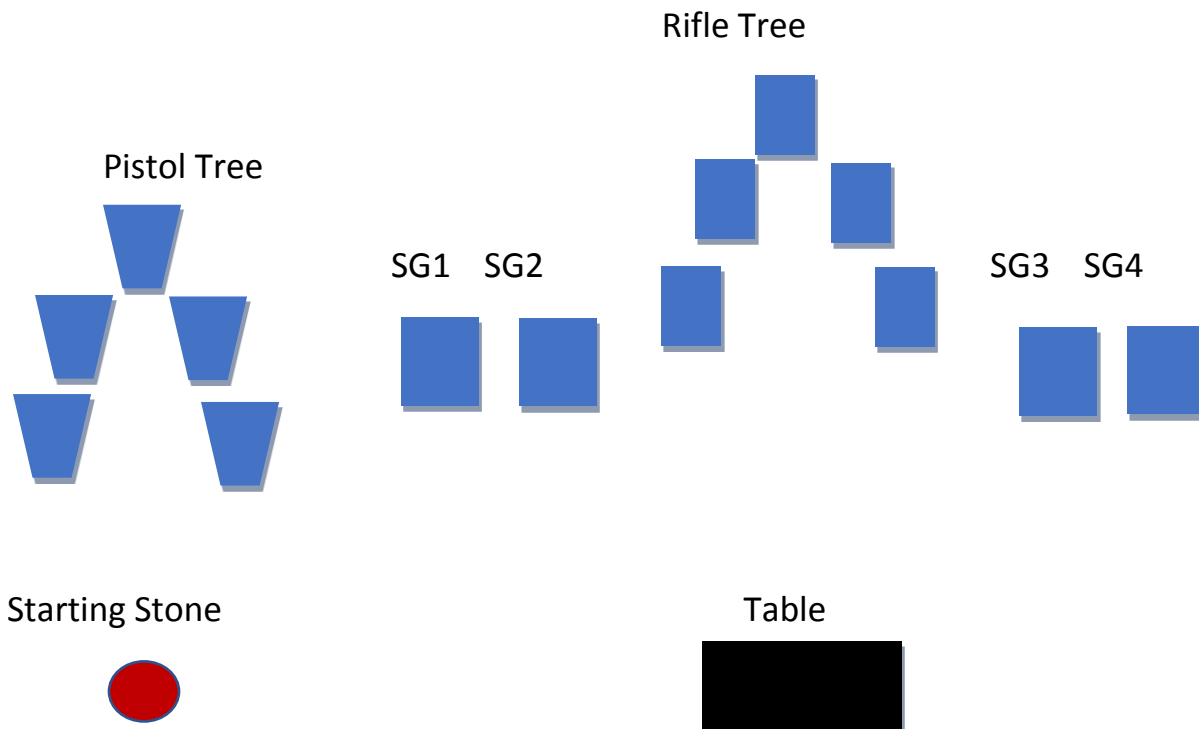
Major Henry and Captain Jake go to the jail to interrogate gun runner Ed McBain. He tells them, "I can't remember who I bought them guns from. If I could only find the receipt. I didn't know them guns were stolen. Looking back on it I see how bad it was. That's how I come to give myself up." Major Henry tells Jake, "Yep, after breaking one ranger's jaw and carving up two others with a Bowie knife." McBain replies, "I feel really bad about that. I wasn't using my head." Major Henry tells him, "You used everything else."

Round Count: 10P-10R-4+SG

Shooting Order PP-R-SG

Staging 2P-5 each holstered R-10 rounds on table SG on table.

Shooter starts one foot touching starting stone hands on pistols. Indicate ready by saying the line "You used everything else." ATB engage targets with 2 rounds each any order. At the table repeat pistol instructions with rifle. Engage SG targets any order.



Stage 3 Fort Gunsmoke

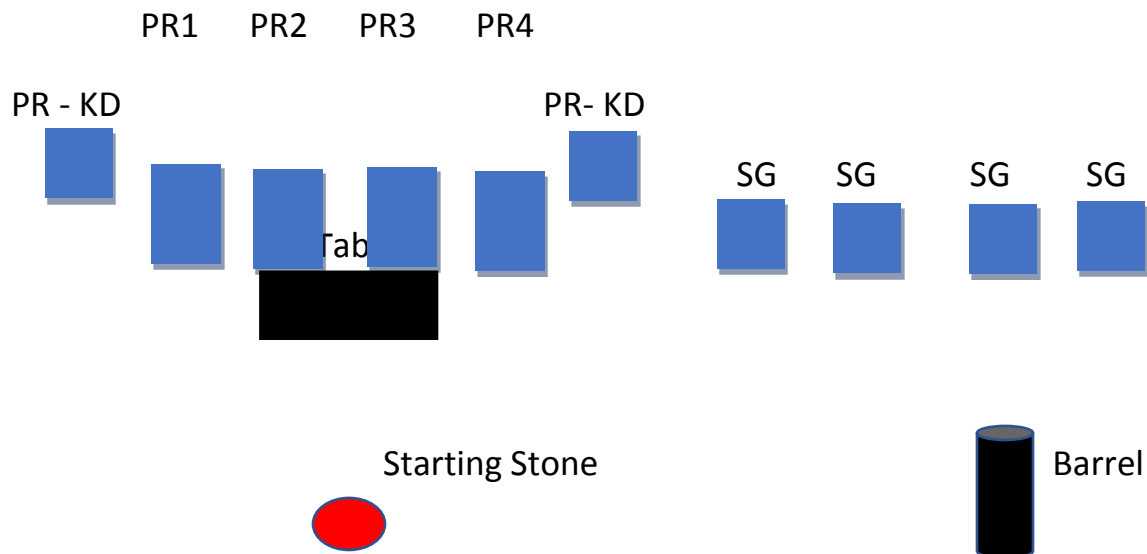
Doc is reading the newspaper when Festus ask any good news in that paper? Doc asks, why don't you learn to read? Festus replies, well Doc the trouble with reading is. How do I know if the man that wrote the reading, I'm a reading wrote the reading I'm reading wright?

Round Count: 10R-10P-4+SG

Shooting Order: R-SG-PP

Staging R-10 rounds in both hands 2 P-5 each holstered SG on the barrel.

Shooter starts one foot touching starting stone rifle in both hands. Indicate ready by saying the line, "Why don't you learn to read?" ATB engage rifle targets with a progressive vigilante sweep. EX 12-123-1234 then place the 10th round on either PR knock down target. Sweep can be from either direction. Make rifle safe on the barrel, engage SG targets anywhere between the barrel and the down range table. Make SG safe on table repeat rifle instructions with pistols. Either PR knock down target left standing can be made up with SG.



Stage 4 Jail Gunsmoke

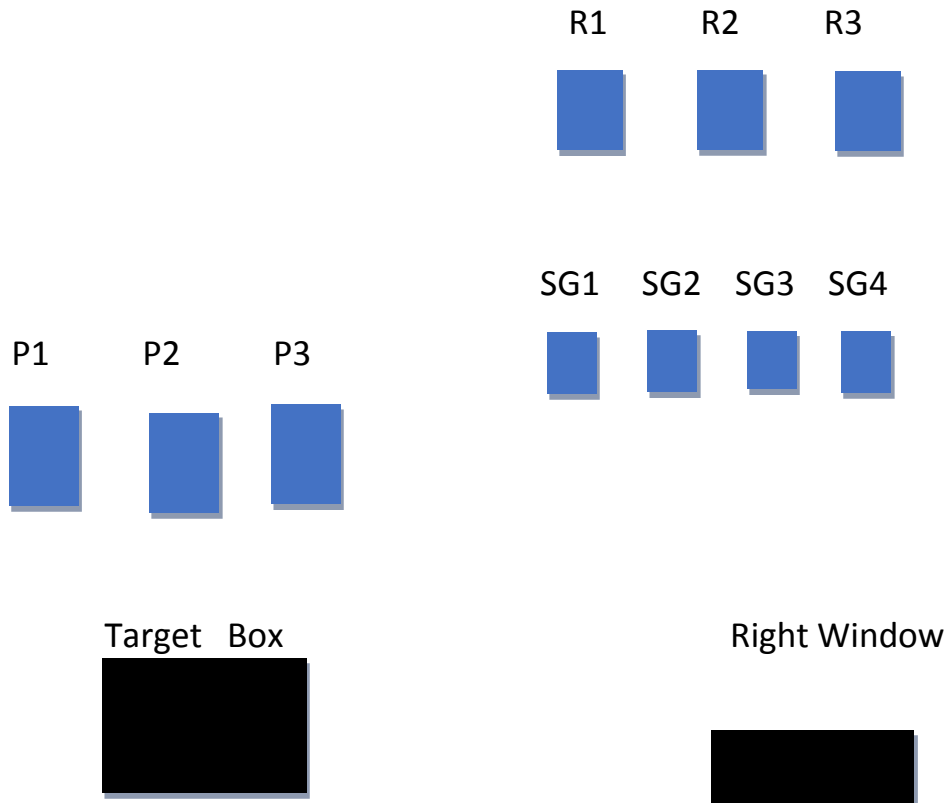
Festus is looking over a new batch of wanted posters. He tells Mat, this fellow here he's a bad one. He wanted for murder, arm robbery, cattle rustling, horse steeling. You know Mathew it's men like him that give jail a bad name.

Round Count: 10P-10R-4+SG

Shooting Order: PP-R-SG

Staging 2 P-5 each holstered R -10 Rounds staged in window or rack SG staged in window or rack.

Shooter starts in rear door way hands on hat brim. Indicate ready by saying the line, He's a bad one. ATB Single tap P2 then double tap each outside target any order then repeat. At the window repeat pistol instructions with rifle. Engage SG targets any order.



Stage 5 Boot Hill Comancheros

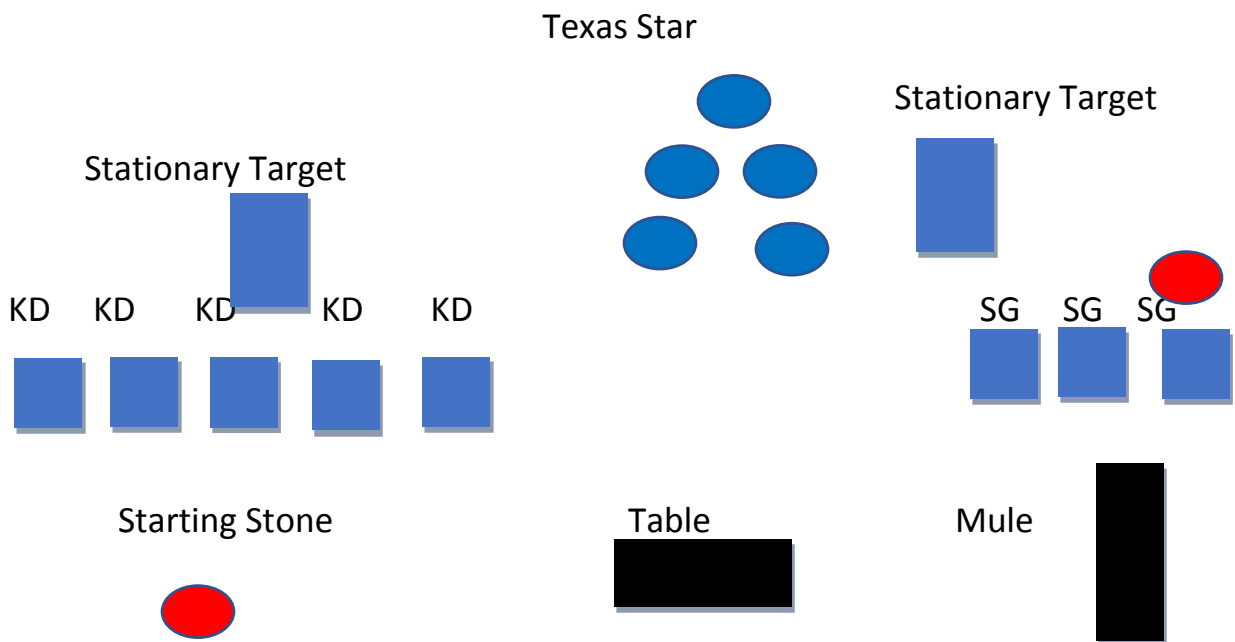
Captain Jake tells his prisoner Paul Regret if you try to escape, "It would break my heart if I had to put a bullet in your back." Regret replies, "It would make me sad also."

Round Count: 10P-10R-4+SG

Shooting Order: PP-R-SG

Staging 2P-5 each holstered R-10 on the table SG on the mule.

Shooter starts one foot touching starting stone. Indicate ready by saying the line, "It would make me sad also." ATB engage KD targets till down replace remaining rounds on stationary target. At the table with rifle clean the Texas Star place remaining rounds on the stationary target. At the mule engage SG targets any order. Misses on the clay bird can be made up on the stationary target. Plates left on the Star or pistol KD can be made up on the stationary target.



Stage 6 Livery Stable Tombstone

Doc and Wyatt are standing in the street talking when the stage rolls in. A lovely woman steps off. She sees them and stares for several moments. Doc looks at Wyatt and says, "Well, an enchanted moment."


Round Count: 10P-10R-4+SG

Shooting Order: R-SG-PP

Staging 2P-5 each holstered R-10 rounds in both hands SG on center table.

Shooter starts at the left window rifle in both hands. Indicate ready by saying the line, "Well an enchanted moment." ATB starting on any target shoot a clockwise circular sweep 2-3-2-3 make rifle safe in window or table. At the table engage SG targets any order. At the right window repeat rifle instructions with pistols.


Rifle Targets



Left Window



Pistol Targets



Center Table



SG1 SG2 SG3 SG4



Right Window

