

Stage 1 Berm 2 Silverado

Silverado (1985) opens with a dramatic gunfight; Emmett (Scott Glenn) kills four henchmen of Ethan McKendrick. Emmett was recently released from prison for killing McKendrick's father. As he travels to the town of Silverado, Emmett finds a man, Paden (Kevin Kline), lying near death in the desert. Four other men had left Paden for dead. He was wearing only his underwear.

Round count

10 pistol

10 rifle

4 + shotgun on your person

Shooting Order

pistol

pistol

rifle

shotgun

Staging

Rifle staged on table. Shotgun staged on table. Two pistols loaded with five rounds each and holstered.

Procedure

Shooter starts standing at left window with hands on pistols. Say the line **“At least I’m alive!”** Shoot the pistol targets in a vigilante sweep starting from either end. 1-2,1-2-3. Then shoot a vigilante sweep from the other end. Move to center table and repeat pistol instructions with rifle. Make rifle safe and with shotgun, shoot first set of shotgun targets and then move to right porch and shoot the other two. Shotgun make ups can be made from either position.

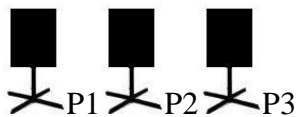
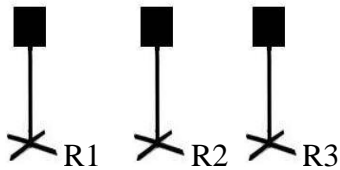


Table with rifle and shotgun

Stage 2 Berm 3 Well Silverado

Paden tells his story: Four cowboys come by and we decide to ride together for a while, friendly as can be, then suddenly everybody's pointing their gun but me. I guess they admired my horse. As they enter Turley, Paden spots his horse near the well house. He buys a gun, loads it as he enters the street, dodges several bullets and then shoots the man who stole his horse. He and his horse are kissing when the cavalry sergeant arrives.

Round count

10 pistol

10 rifle

4 + shotgun on your person

Shooting Order

rifle

shotgun

pistol

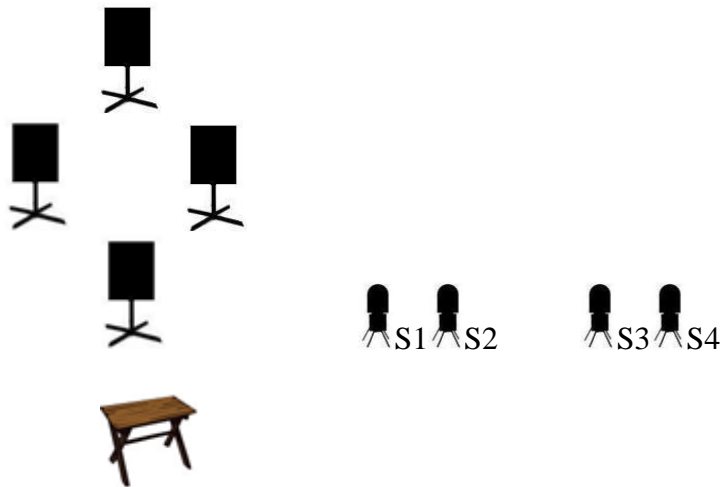
pistol

Staging


Rifle and shotgun on horse. Two pistols loaded with five rounds each and holstered.

Procedure

Shooter starts standing with both hands on the horse. Shooter indicates ready by saying the line **“Can’t you see this horse loves me?”** At the beep, engage the rifle targets in a Lawrence Welk sweep starting on either vertical target with one round, shoot the other vertical target with two rounds, then complete the sweep on the two horizontal targets starting on either side (triple tap one and then 4 rounds on the other). Knock down shotguns and return shotgun to horse. Move to table and repeat rifle instructions with pistols.



Shooter with both hands on horse



Stage 3 Berm 4 Fort Silverado

After leading the wagon train to Silverado, Emmett and Jake hear from their sister that Ethan McKendrick is attempting to seize all the land surrounding the town for cattle ranching. Paden goes to work for Cobb. Mal finds his father's farm has been overrun by McKendrick's men and cattle. Mal's father is killed and his Henry rifle is taken from him. It takes Malachi a while to recover the rifle and put it to use.

Round count

10 pistol
10 rifle
6 + shotgun on your person

Shooting Order

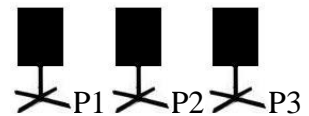
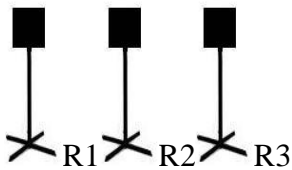
rifle
shotgun
pistol
pistol

Staging

Shotgun and rifle on left table. Two pistols loaded with five rounds each and holstered

Procedure

Shooter starts at the left table with hands flat on table. Shooter indicates ready by saying the line **“Have you ever seen what a Henry rifle will do in the hands of somebody who can use it?”** At the beep, pick up rifle and triple tap rifle targets in any order, put last round on center target. Return rifle to table. Shotgun targets can be shot anywhere on the firing line and made safe on either table. Pistol targets must be shot within kicking distance of right table as per rifle instructions.



Stage 4 Berm 5 Jail Silverado

Emmett and Paden went to Turley to meet Emmett's brother, Jake (Kevin Costner), who is scheduled to hang for killing a man in self-defense. Paden is also jailed after a gun fight in which he kills the man who stole his Colt pistol and fancy hat. Paden says "You're wearing my hat. What else you got that's mine? I hope your fingers aren't tickling my ivory-handled Colt." Emmett breaks Jake and Paden out of jail. The three escape with the help of Malachi Johnson (Danny Glover), a black sharpshooter.

Round count

- 10 pistol
- 10 rifle
- 2+ shotgun on your person

Shooting Order

- rifle
- pistol
- pistol
- Shotgun

Staging

Rifle staged on target box. Shotgun staged in right window. Pistols holstered.

Procedure

Shooter starts standing inside the jail cell with back against wall opposite the door holding hat. The door is standing open. Shooter indicates ready by saying the line **"You're wearing my hat."** At the beep, do whatever you want with your hat and move to guns. Start with rifle and shoot rifle and pistol targets with a 20 shot continuous Nevada sweep starting on any target and moving in either direction. Make rifle safe and shoot shotgun through the window.



Shooter starts in jail cell

Stage 5 Berm 6 Silverado

Emmett, Paden, Jake and Malachi help a wagon train of settlers recover their stolen cash from band of thieves. Of course, there is a beautiful – soon to be – widow waiting on the wagon train. Emmett rides into the thieves’ hideout, near the ghost town cemetery, by pretending to be another bank robber on the run. When he interrupts the poker game the outlaw leader is none too happy to see any of them.

Round count

10 pistol

10 rifle

4 + shotgun on your person

Shooting order

rifle

shotgun

pistol

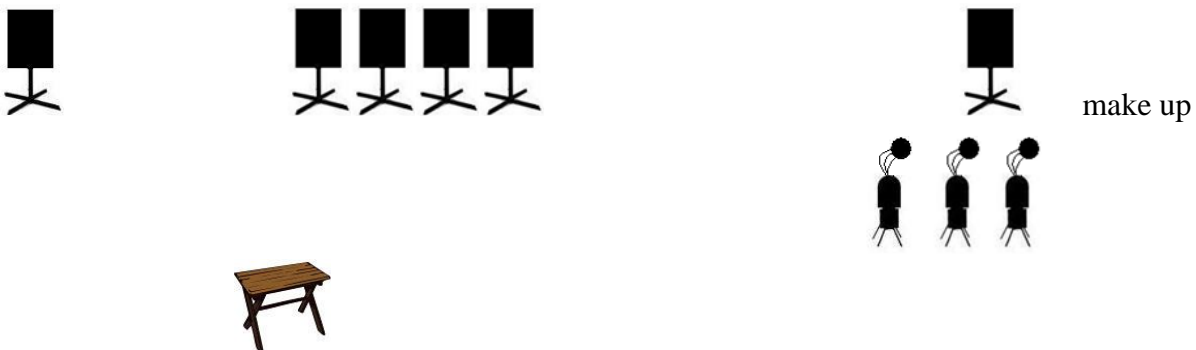
pistol

Staging

Rifle in hand. Shotgun staged on barrel. Two pistols loaded with five rounds each and holstered.

Procedure

Shooter starts standing by barrel with rifle in hand. Shooter indicates ready by saying the line **“Have you heard of aces and eights?”** At the beep, shoot the ace target (left) with two rounds and then shoot the remaining 4 targets with two sweeps starting from either end (yes, you may double tap the end). Make rifle safe on barrel and shoot three flyers. Make up any clay misses on stationary target. Make shotgun safe on barrel (or table) and move anywhere you like to shoot the pistol targets as per rifle instructions.



① rifle at ready

Stage 6 Berm 7 Livery Stable Silverado

The town sheriff, Cobb (Brian Dennehy), is on McKendrick's payroll and is defending the actions of the cattle rancher's thugs. Emmett, Jake and Mal decide to fight back and Paden is left to decide whether to keep the lucrative job Cobb has given him or pursue justice. At the film's climax, Jake, Mal, Paden and Emmett fight their way to McKendrick and defeat him. Paden later kills Cobb in a shootout and becomes the town's new Sheriff.

Round count

10 pistol

10 rifle

2 + shotgun on your person

Shooting Order

rifle

shotgun

pistol

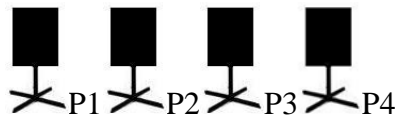
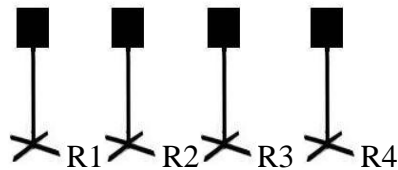
pistol

Staging

Shotgun and rifle in left window. Pistols holstered.

Procedure

Shooter starts standing behind left window with both hands on hat. Shooter indicates ready by saying the line **“There’s a new sheriff in town.”** At the beep, with rifle engage R1 and R4 with 3 shots each, in any order, then engage R2 and R3 with two shots each in any order. Make rifle safe. Shoot two shotgun targets through window and make shotgun safe. With pistols, repeat rifle instructions with at least one foot behind table in doorway. A gunfighter’s delight...



Warm Up Berm 7 Livery Stable Silverado

Round count

10 pistol

10 rifle

2 + shotgun on your person

Shooting Order

pistol

pistol

rifle

shotgun

Staging

Shotgun and rifle in left window. Pistols holstered.

Procedure

Shooter starts standing behind table without touching guns or ammo. Shooter indicates ready by saying the line **“Shooter ready.”** At the beep, with pistols, engage targets with the following sequence. Single tap P1, double tap P2 and P3 and single tap P4 double tap P2 and P3. Holster pistols. With rifle repeat pistol instructions. Make rifle safe. Shoot two shotgun targets.

