

Stage 1 Saloon

The Comancheros

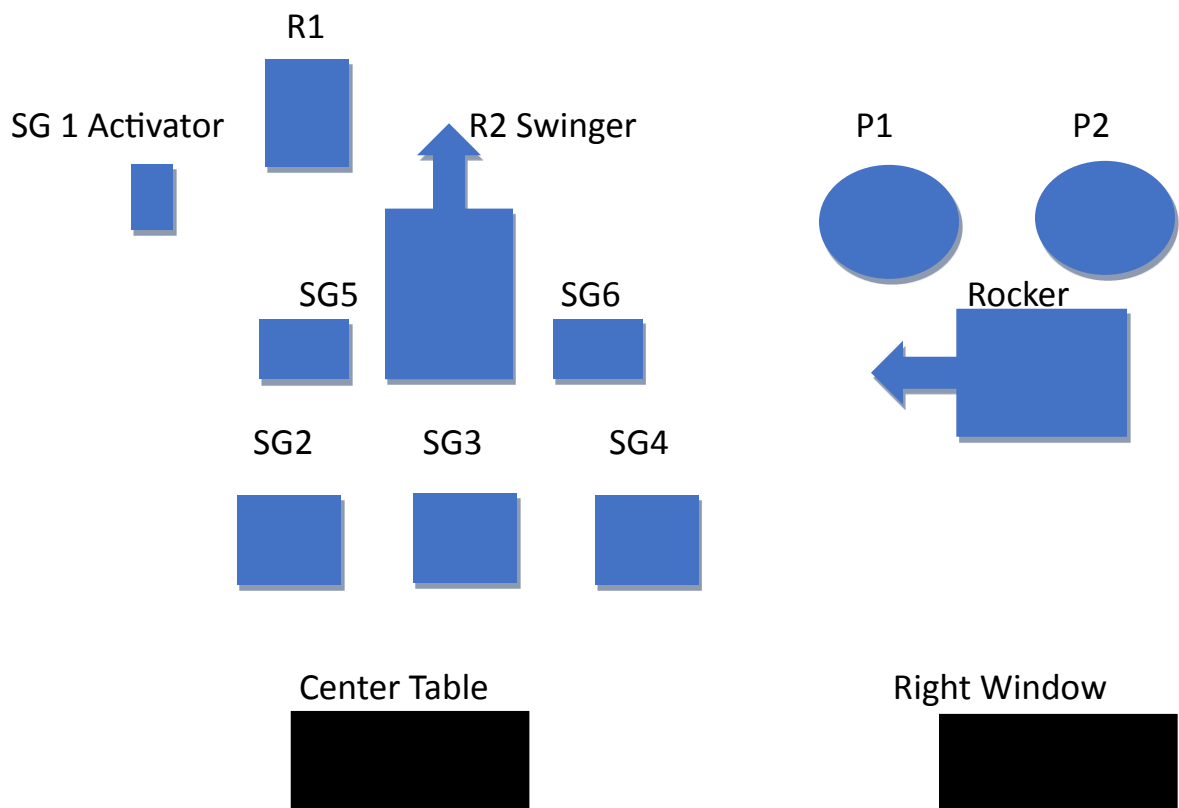
Captain Jake tells Paul Regret if he tries to escape, "It would break my heart if I had to put a bullet in your back." Regret replies, "It would make me sad also."

Round Count 10P-10R-6+SG

Shooting Order SG-R-PP

Staging 2P-5 each holstered R10 rounds on table SG in both hands.

Shooter starts at the center table SG in both hands. Indicate ready by saying the line, "It would make me sad also." ATB engage SG1 the swinger activator then SG2 through 6 any order. Make SG safe with rifle engage the swinger and the stationary target with 10 rounds any order. Each target must be engaged at least once. Make rifle safe on the table or right window. At the right window activate the rocker place 10 rounds on the 2 stationary targets any order. Each target must be engaged at least once.



Stage 2 Well

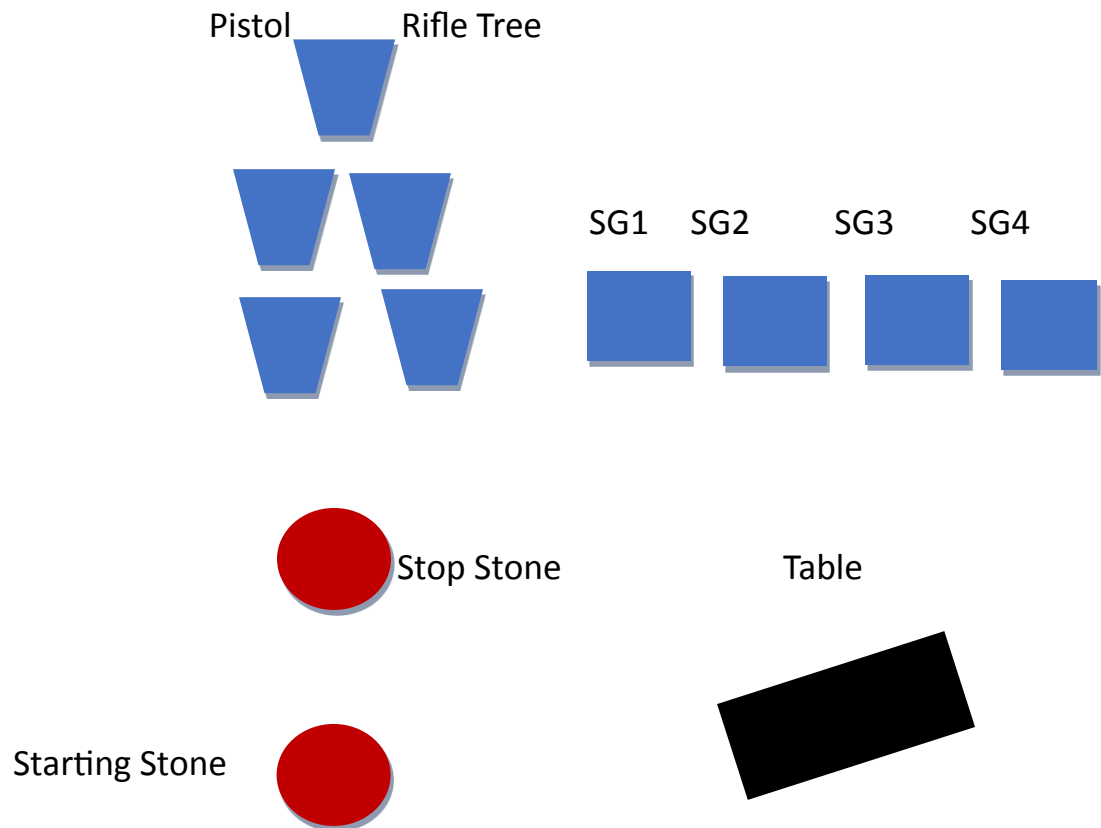
The Comancheros

After assuming Ed McBain's identity, Captain Jake travels to Sweet Water to meet the Comancheros' front man. There he meets Tully Crowe. Crowe tells Jake he wants to see the guns. Jake shows him one of the guns with the firing pin removed. Crow asks, "Where are the rest?" Jake replies, "I buried them." Crow replies, "That's pretty smart partner."

Round Count 10P-10R-4+SG
PP

Shooting Order R-SG-

Shooter starts one foot touching starting stone rifle in both hands. Indicate ready by saying the line, "That's pretty smart partner." ATB engage pistol rifle tree with a vertical 2-1-2 sweep starting on either bottom targets. Then repeat on the other side. Make rifle safe on the table, engage SG targets any order. Repeat rifle instructions with pistols. Pistols can be shot any where table and stop stone.



Stage 3 Fort

Briscoe County Jr.

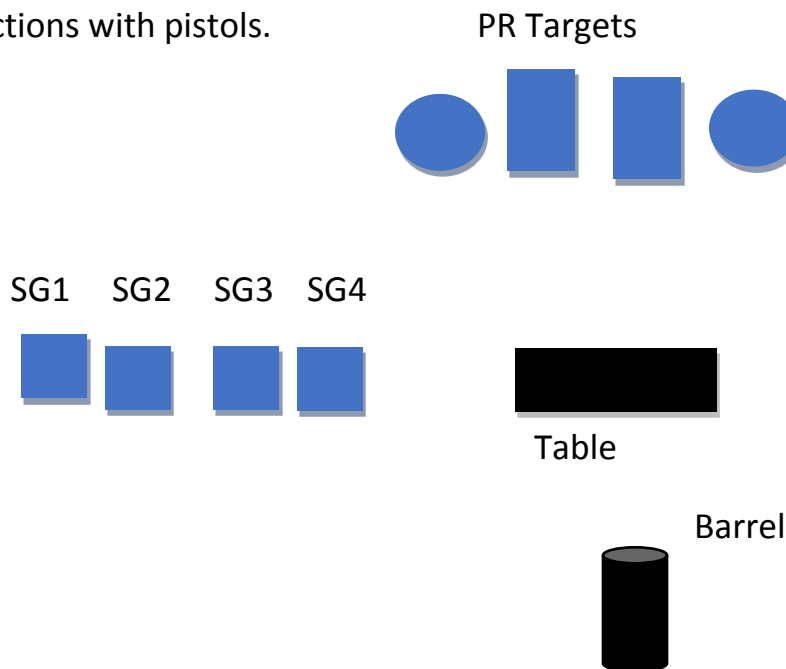
Briscoe see's Pete Hutter and asks, "Correct me if I'm wrong, Pete. Weren't you killed in a gunfight?" Pete replies, "I was only gut shot. I healed, I'm stronger now, just with less appetite."

Round Count: 10P-10R-4+SG

Shooting Order: R-SG-PP

Staging 2 P-5 each holstered R-10 rounds in both hands SG on the barrel.

Shooter starts at the barrel rifle in both hands. Indicate ready by saying the line, "I was only gut shot." ATB engage PR targets starting on either outside round targets with a 1-2-2 sweep then repeat starting on the other side. Make rifle safe on the barrel. Engage SG targets any order anywhere between the barrel and down range table. Make SG safe on the down range table. Repeat rifle instructions with pistols.



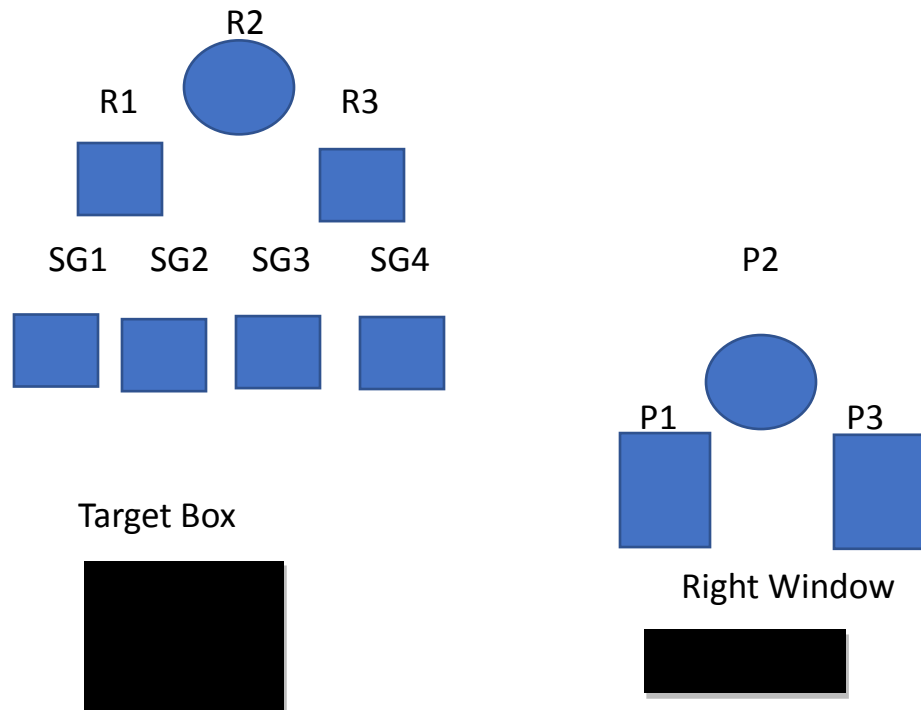
Stage 4 Jail

Gunsmoke

After meeting Festus for the first time, Mat goes to check his wanted posters. He has ten wanted posters for Hagen's but not one on Festus. The next day Mat sees Festus in the long branch and goes over and tells him, "You must be the only honest Hagen there is." Festus replies, "Who said I was honest?"

Staging: 2P-5each holstered; Rifle 10 rounds on target box, SG on the target box.

Shooter starts at the target box hands flat on the target box. Indicate ready by saying the line, "Who said I was honest?" ATB with rifle engage the outside targets once each then triple tap the center target, then repeat. EX: 1-1-3 then repeat. Make rifle safe engage SG targets any order. Make the SG safe anywhere in the jail. At the right window repeat rifle instructions with pistols.



Stage 5 Boot Hill

Conagher

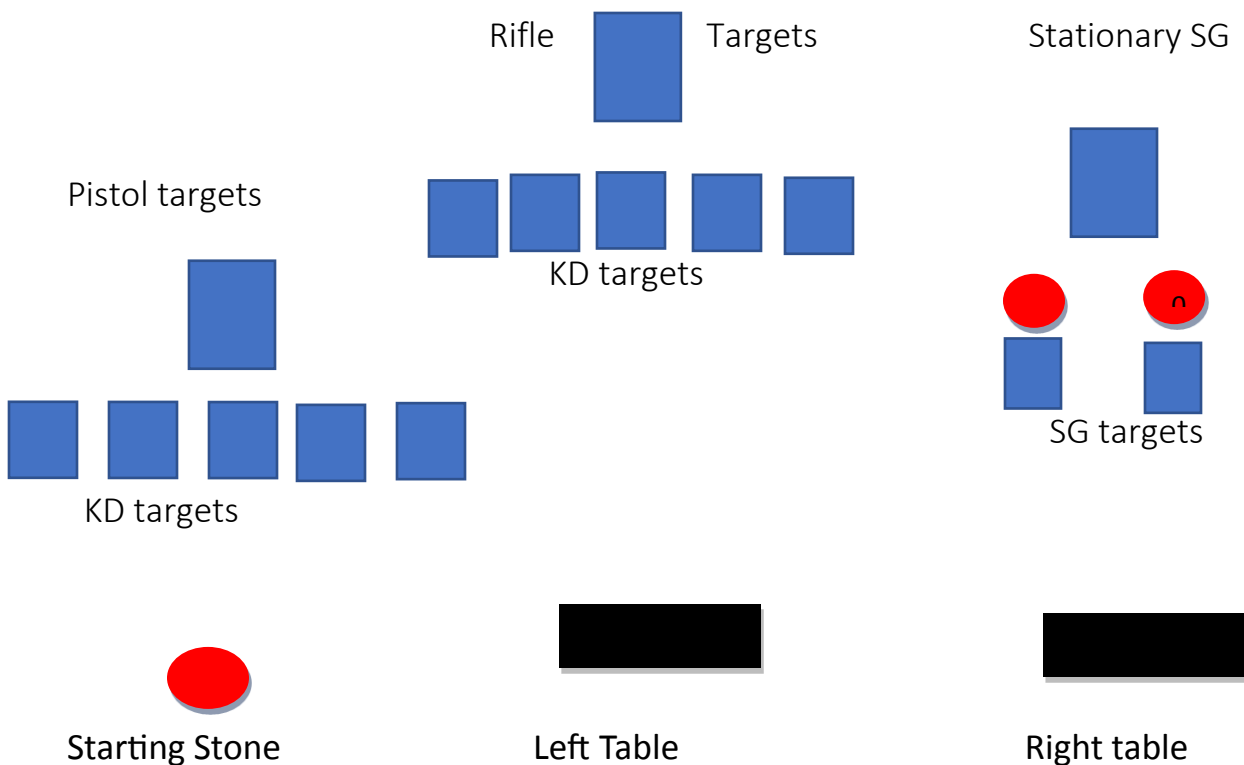
Johnny asks Conagher, "Why didn't you draw on Kiowa?" Conagher replies, "He needed to be taught a lesson not killed. Any man who kills when he can do otherwise is crazy." Just plumb crazy."

Round Count: 10R-10P-4+SG

Shooting Order: PP-R-SG

Staging 2P-5each holstered R-10 rounds on left table SG on the right table.

Shooter starts one foot touching starting stone hands on pistols. Indicate ready by saying the line, "Just plumb crazy." ATB with pistols engage KD targets till down place remaining rounds on the stationary target. At the left table repeat pistol instructions with rifle. At the right table engage SG targets any order. KD targets left standing and missed clay birds can be made up on the stationary SG target.



Stage 6 livery

The Good, the Bad, and the Ugly

When Blonde and Tuco get to where the gold is buried, Blonde tells Tuco, "You see, in this world there's two kinds of people, my friend: those with loaded guns and those who dig." You dig."

Round Count: 10P-10R-4+SG

Shooting Order: R-SG-PP -SG

Staging 2P-5 each holstered R-10 rounds in both hands SG in left window.

Shooter starts at the left window rifle in both hands. Indicate ready by saying the line, "You dig". ATB starting on either rifle target. Engage targets 2-3-2-3. Make rifle safe engage SG targets 1 and 2 Take SG to center table. Repeat rifle instructions with pistols. Take SG to right table engage SG 3 and 4. SG targets can be engaged any order.

