

# Stage 1 Saloon

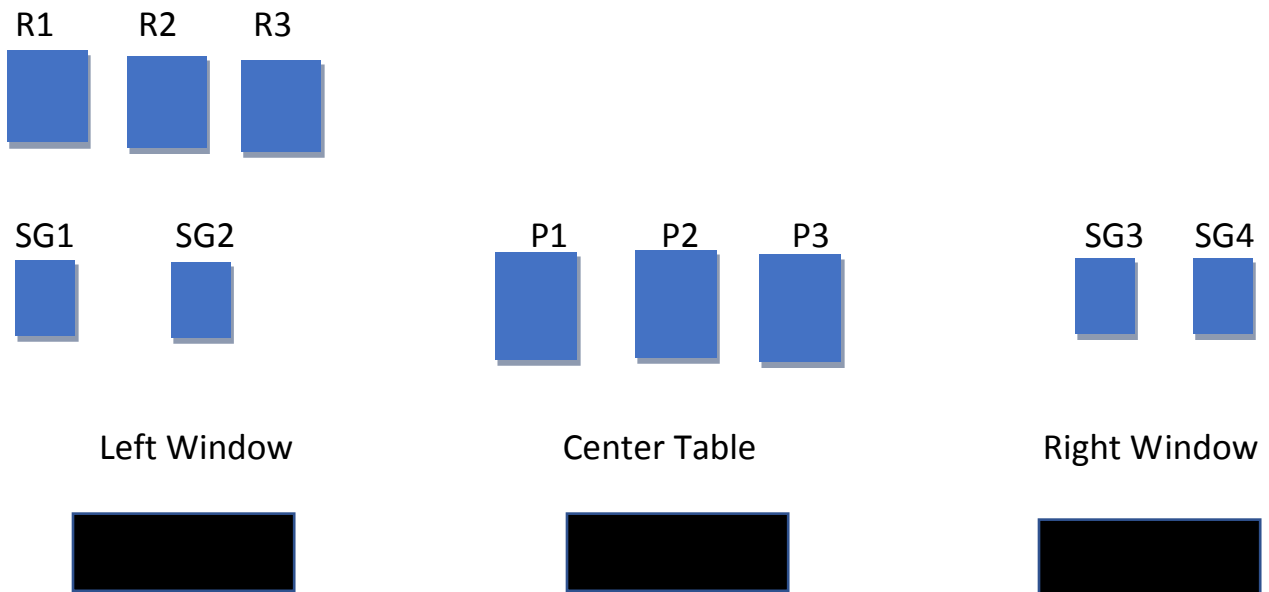
## Happy New Year

Round Count: 10R-10P-4+SG

Shooting Order: R-SG-PP-SG

Staging 2P-5 each Holstered R-10 rounds in both hands SG in left window.

Shooter starts at the left window rifle in both hands. Indicate ready by saying the line, Happy New Year. ATB engage rifle targets with a double tap Nevada Sweep starting on R2. Sweep can be in either direction. Make rifle safe engage SG 1 and 2 either direction. Take SG to the center table repeat rifle instructions with pistols. Take SG to right window engage SG 3 and 4 either direction.



## Stage 2 Well

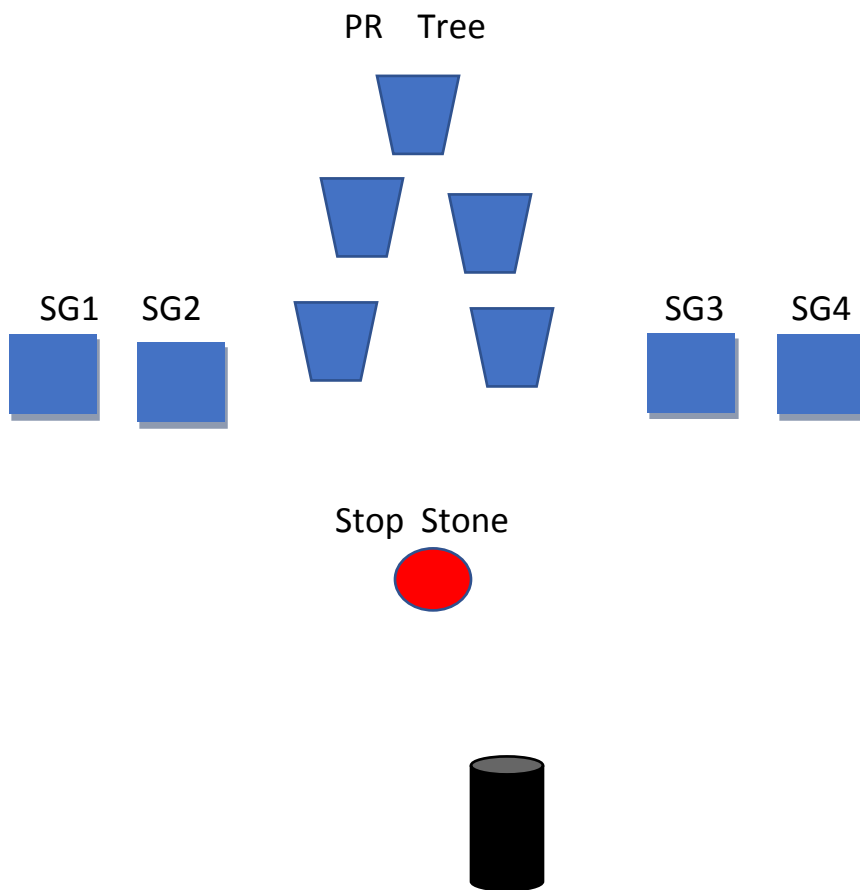
Happy New Year

Round Count: 10R-10P-4+SG

Shooting Order: R-SG-PP

Staging 2P-5 each holstered R-10 rounds in both hands SG on the barrel.

Shooter starts at the barrel rifle in both hands. Indicate ready by saying the line, Happy New Year. ATB shooter choice 10 rounds on 5 targets any order. Make rifle safe. Engage SG targets any order. Make SG safe repeat rifle instructions with pistols. Pistols can be shot anywhere the barrel and stop stone.



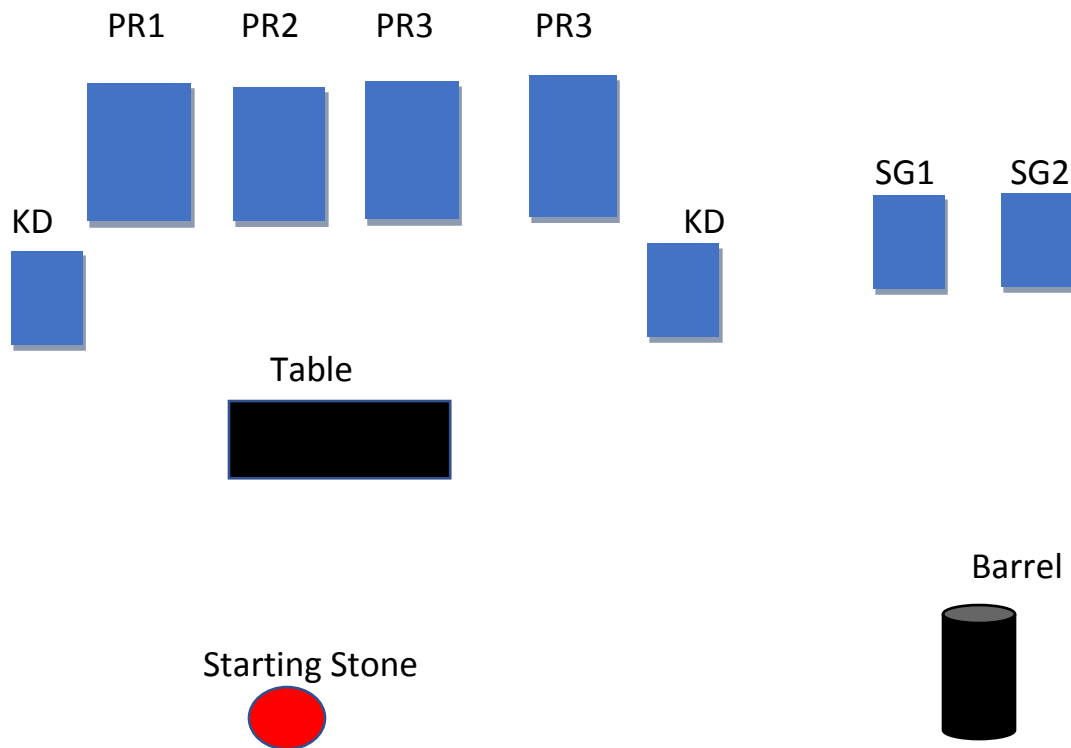
### Stage 3 Fort

### Happy New Year

Round Count 10R-10P- 2+ SG

Shooting Order R-SG-PP

Shoot starts one foot touching starting stone rifle in both hands. Indicate ready by saying the line, Happy New Year. ATB engage rifle targets with a progressive Vigalanty sweep. EX: 12-123-1234 that's nine rounds, then place the 10<sup>th</sup> round on either KD target. Make the rifle safe on the barrel. Engage SG 1 and 2 anywhere between the barrel and down range table. Place open empty SG on the table. Repeat rifle instructions with pistols. Pistol and rifle Kd targets left standing can be made up with SG at the end of the shooting string.



## Stage 4 Jail

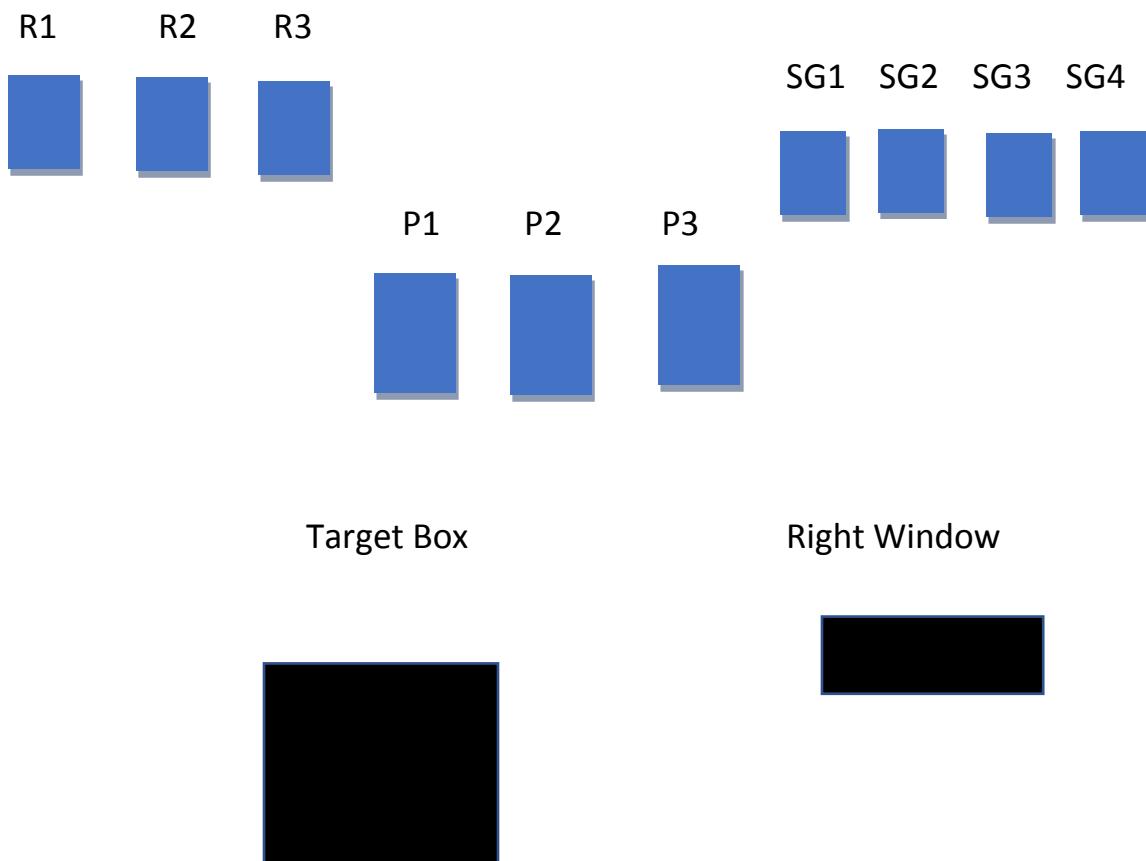
### Happy New Year

Round Count 10R-10P-4+SG

Shooting Order PP-R-SG

Staging 2P-5 each holstered R-10 rounds on target box SG in right window.

Shooter starts at the target box hands on pistols. Indicate ready by saying the line, Happy New Year. ATB alternate 5 rounds between any 2 targets then alternate 5 rounds between the other 2 targets any order. Repeat pistol instructions with rifle. At the right window engage SG targets any order.



# Stage 5 Boot Hill

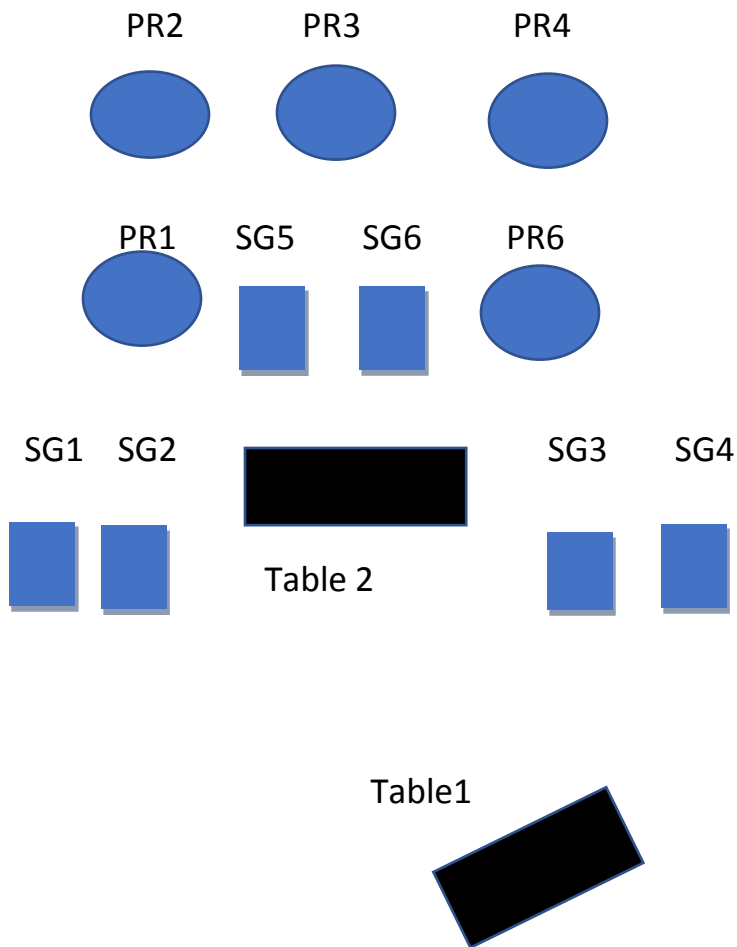
Happy New Year

Round Count 10R-10P-6+SG

Shooting Order R-PP-SG

Staging 2P-5 each holstered R-10 rounds in both hands SG on the table 1.

Shooter starts at the table 1 rifle in both hands. Indicate ready by saying the line Happy New Year. ATB engage rifle targets 2 times each any order. Place rifle on table 1 safely pointed at the berm. Engage SG 1-2-3-4 any order anywhere between the table 1 and table 2. At table 2 engage SG 5 and 6 any order. Make SG safe on Table 2 then repeat rifle instructions with pistols.



## Stage 6

### Happy New Year

Round Count 10P-10R-4+SG

Shooting Order PP-R-SG

Staging 2P-5 each holstered R-10 rounds on center table SG on center table.

Shooter starts at the center table hands on hat brim. Indicate ready by saying the line, Happy New Year. ATB sweep pistol targets 3-2-2-3 from either direction.

Repeat pistol instructions with rifle. With SG engage SG 1 and 2 either direction from the table at the right window engage SG 3 and 4 either direction.

