

Stage 3 A Tombstone Christmas

Bay 5 Jail

Wyatt: "What makes a man like Ringo, Doc? What makes him do the things he does?" Doc: "A man like Ringo is just like the Grinch, he has got a great big hole, right in the middle of him. He can never kill enough, or steal enough, or inflict enough pain to ever fill it." Wyatt: "What does he need?" Doc: "Revenge." Wyatt: "For what?" Doc: "Bein' born on Christmas day and gettin' cheated out of a birthday gift."

He has got a great big hole, right in the middle of him! Or Merry Christmas!

Round count

10 pistol

10 rifle

4 + shotgun on your person / extras staged

Shooting Order

shotgun

pistol and rifle - either order

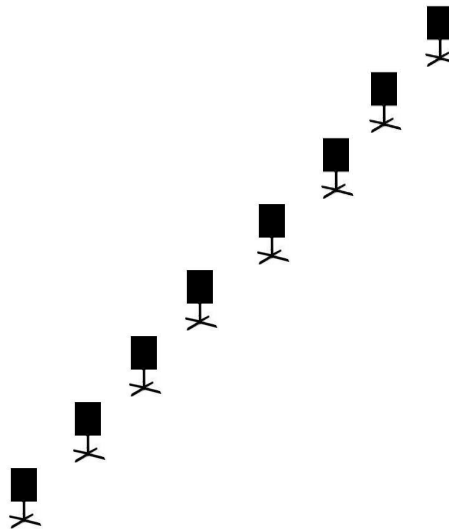
shotgun

Staging

Pistols are holstered. Rifle on table and shotgun in right window. Except one gun(s) in hand

Procedure

Shooter starts at target box with gun of choice in hand. Shooter indicates ready by saying the line "**He has got a great big hole, right in the middle of him!**" At the target box - with rifle and pistols - shoot a continuous 1-2-3-4-4-3-2-1 sweep from either direction. Move to right window and shoot SG targets in any order.



Stage 4 A Tombstone Christmas

Bay 7 Livery

Doc: "Look, darling, Johnny Ringo. The deadliest pistoleer since Wild Bill, they say. What do you think, darling? Should I hate him?" Big Nose Kate: "You don't even know him." Doc: "Yes, but there's something about him. Something around the eyes, I don't know, maybe I just need a little more Christmas eggnog and some new holiday socks... No. I'm sure of it, I hate him."

I just need a little more Christmas eggnog. Or Merry Christmas!

Round count

10 pistol
10 rifle
4 + shotgun on your person

Shooting Order


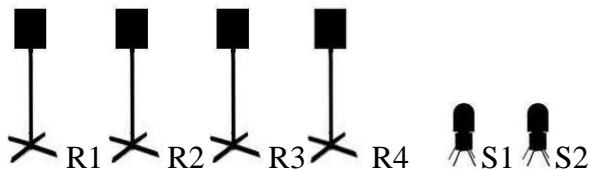
rifle
shotgun
pistol
pistol

Staging

Pistols are holstered. Rifle and shotgun staged on left window.

Procedure

Shooter starts standing at left window with both hands on hat. Shooter indicates ready by saying the line **"I just need a little more Christmas eggnog!"** ATB: with rifle starting on the far left target engage the two left targets with a double tap, THEN triple tap the two right targets. Make rifle safe. With the shotgun, knock down SG targets 1 and 2 in any order, move to center and shoot SG targets 3 and 4 in any order. Make up from either position. With pistols, repeat rifle instructions.



Stage 2 A Tombstone Christmas
Bay 2 Saloon

Back in Tombstone, Wyatt has a little trouble getting into the Christmas spirit. Out of nowhere he yells “The Cowboys are finished, you understand? I see a red sash, I kill the man wearin’ it! So, run. Run, your cur, RUN! Tell all the other curs the law’s comin’. You tell ‘em I’m coming, and Rudolph’s coming with me, you hear?” Doc pulls him aside and says “Wyatt, we may need to discuss your problem with wearing red during the holidays.”

You tell ‘em I’m comin’! Or Merry Christmas!

Round count

- 10 pistol
- 10 rifle
- 4 + shotgun on your person

Shooting Order


- pistol
- rifle
- pistol
- shotgun

Staging

Staging: Pistols loaded with ten rounds, holstered or staged on table, rifle and shotgun staged on table.

Procedure

Shooter indicates ready by saying line **“You tell ‘em I’m comin’!”** ATB: With pistol(s) shoot one five shot sweep on the targets from either direction. Stage pistol(s) on table if desired. With rifle, shoot a double tap sweep from either direction. Make rifle safe. With pistol(s) shoot another 5 shot sweep on the targets from either direction. Address the shotgun targets by shooting left two SGs and then moving outside of right side of building shoot the popper - use make up if necessary. Pistols may be made safe either in holsters or on table.



Stage 1 A Tombstone Christmas

Bay 2 Saloon

As is Santa's custom, he stops by the Shifty Eye Saloon at River Bend for a little Christmas Eve nip before starting his worldwide rounds. Who should he run into but Wyatt Earp and Doc Holliday? They ask Santa for a ride back to Tombstone on his sleigh and he agrees as long as Wyatt and Doc deliver gifts to those in Tombstone while Santa continues on his route. They make the deal and harness up the reindeer. Off into the starry night they soar.

Up, up and away! Or Merry Christmas!

Round count

10 pistol
10 rifle
2 + shotgun on your person

Shooting Order

rifle
pistol
pistol
shotgun

Staging

Rifle staged in left window. Shotgun in either window or on table. Pistols holstered
Hands touching window frame

Procedure

Shooter starts touching left window frame(s) with both hands. Say the line **"Up, up and away"**. ATB, with rifle, engage the Christmas tree with two vertical Nevada sweeps starting each sweep on the top target, shoot down and back up one set and then the other set. Make rifle safe on window or center table. Engage pistol targets with two Nevada sweeps, each starting from the same end. From right center table, with shotgun, knock down the shotgun targets in any order.

