

Stage 1

Rawhide

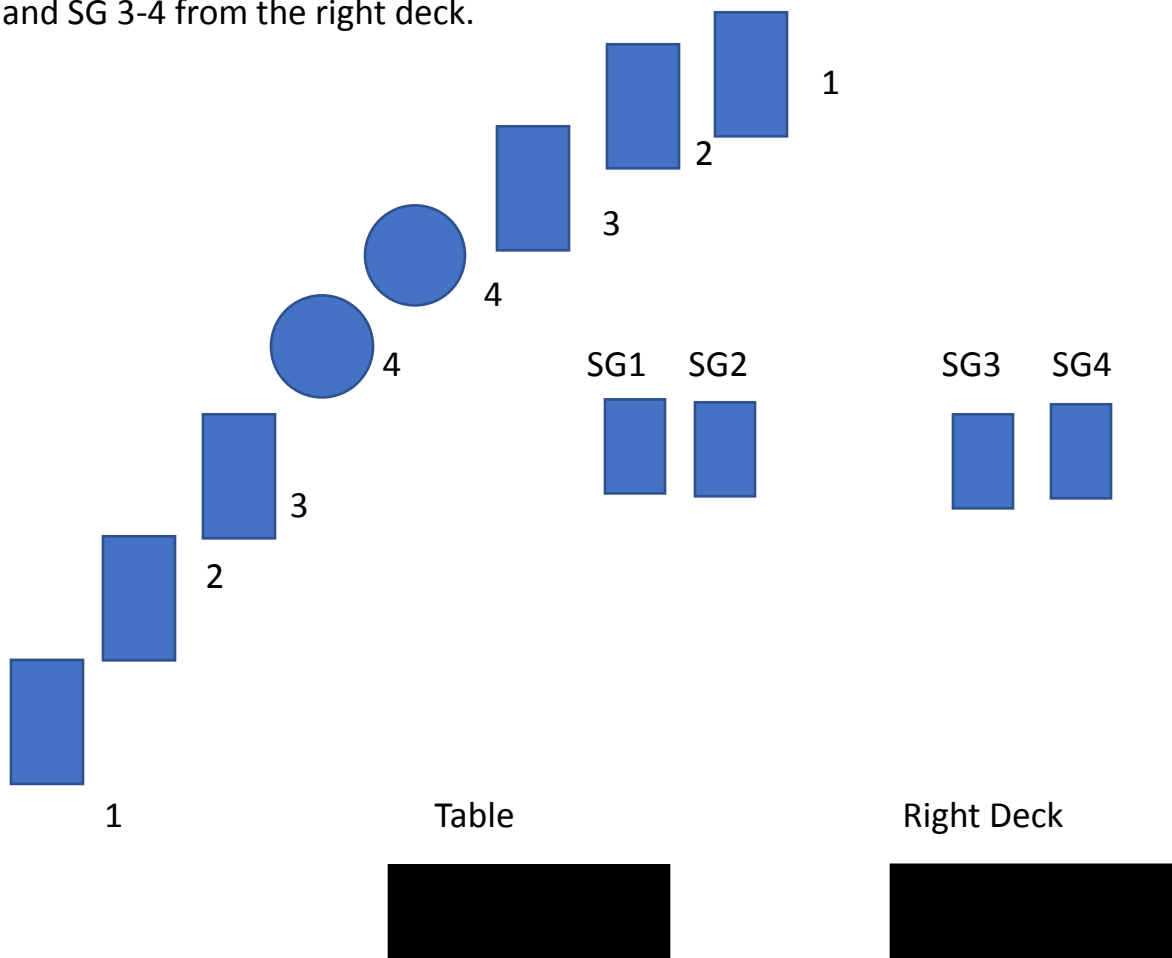
Rowdy tell Wishbone his biscuits are not fit to eat. Wishbone goes off on Rowdy, before he blows his top. Gil Favor steps in and tells Rowdy, you need to give your mouth the rest of the day off.

Round Count: 10P-10R-4+SG

Shooting Order: Shooters Choice SG last.

Staging 2P-5 each holstered R10 -rounds on the table SG on the table.

Shooter starts at the table hands on hat brim. Indicate ready by saying the line, You need to give your mouth the rest of the day off! ATB with pistols and rifle sweep the targets either direction. 1-2-3-4-4-3-2-1. Engage SG 1-2 from the table area and SG 3-4 from the right deck.



Stage 2 Well

Hopalong Cassidy

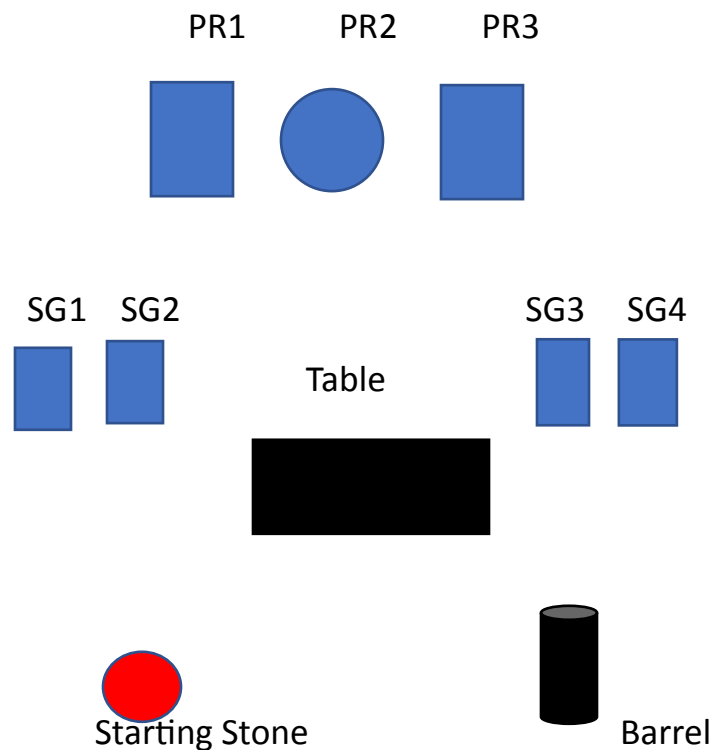
Windy and Lucky are having an argument. Wendy yells, you young whippersnapper when I was a young man you respected your elders. Lucky says, "you mean you can remember that far back?"

Round Count: 10P-10R-4+SG

Shooting Order: SG-R-PP

Staging 2P-5 each holstered Rifle 10 ronds on the barrel SG in both hands.

Shooter starts one foot touching starting stone SG in both hands. Indicate ready by saying the line, You young whipper snapper. ATB engage SG 1 -2 any order move to the barrel engage SG 3-4 any order. Make SG safe with rifle engage PR-2 the round target 2 times then sweep the targets either direction then repeat. EX:22-123 then repeat. Make rifle safe on the barrel or the down range table. At the down range table repeat rifle instructions with pistols.



Stage 3 Fort

Tombstone

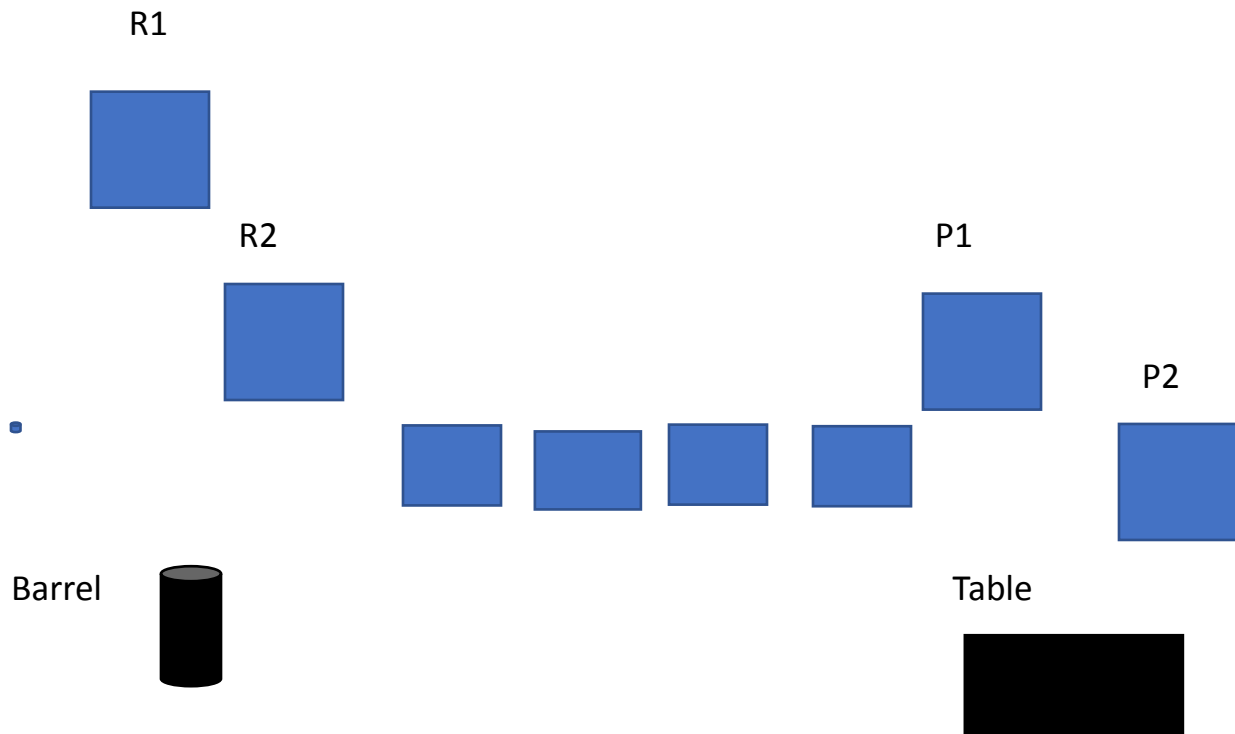
Wyatt asks Doc, "Didn't you always say gambling was an honest trade?" Doc replies, "No I said poker was an honest trade. Only suckers buck the tiger, the odds are all on the house."

Round Count: 10P-10R-4+SG

Shooting Order: R-SG-PP

Staging 2P-5 each holstered R10 rounds in both hands SG on the barrel.

Shooter starts at the barrel rifle in both hands. Indicate ready by saying the line, "**Only suckers buck the tiger.**" ATB, with rifle, engage rifle targets with a regressive alternate: ex. 4-3-2-1 either direction. Make rifle safe on barrel; shoot SG targets any order. SG targets can be shot anywhere between the barrel and table. Make SG safe on the table; repeat rifle instructions with pistols.



Stage 4 Jail

Tombstone

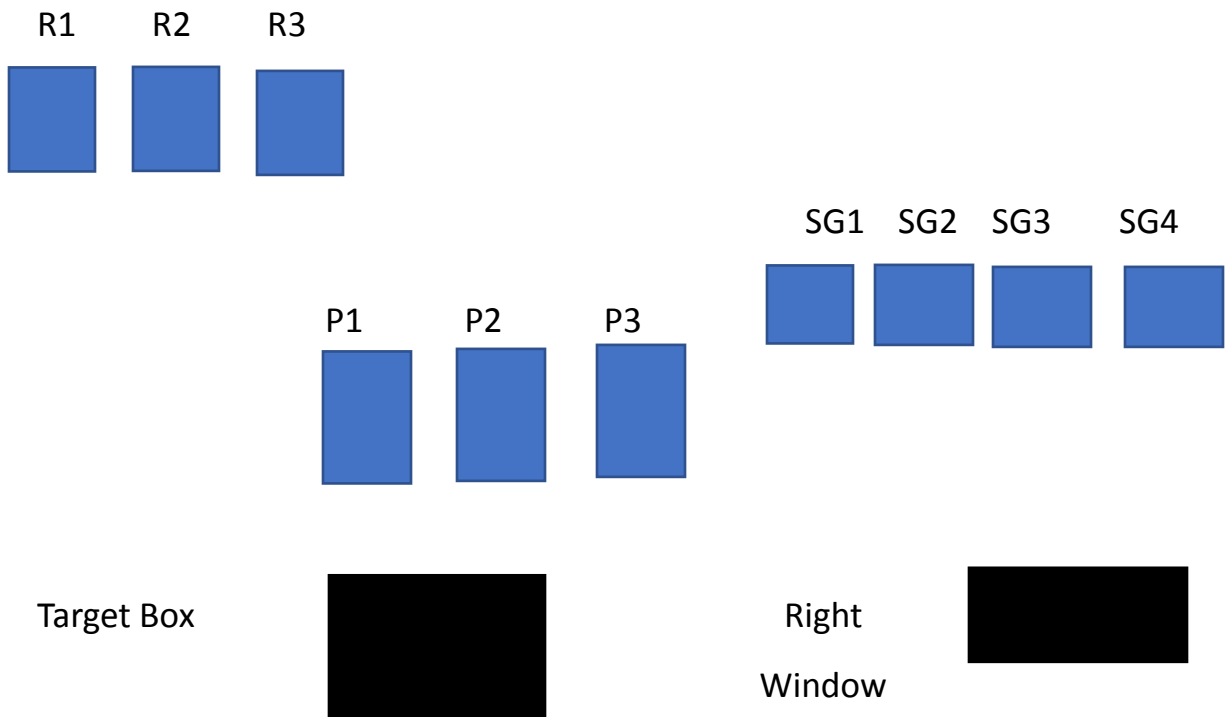
Doc and Wyatt are having a conversation in the street when the stage pulls in. A beautiful young woman steps off see them and begins to stare. When they see her Doc tells Wyatt, " Well an enchanted moment."

Round Count: 10P-10R-4+SG

Shooting Order: PP-R-SG

Staging 2P-5 each holstered R10 rounds on target box SG staged anywhere safely.

Shooter starts at the target box hands on pistols. Indicate ready by saying the line, " Well an enchanted moment." ATB engage pistol targets with a Vigilantly Sweep from either direction either time. EX:12-123 then repeat. Repeat pistol instructions with rifle. Engage SG targets any order through the right window.



Stage 5 Boot Hill

Brisco County Jr.

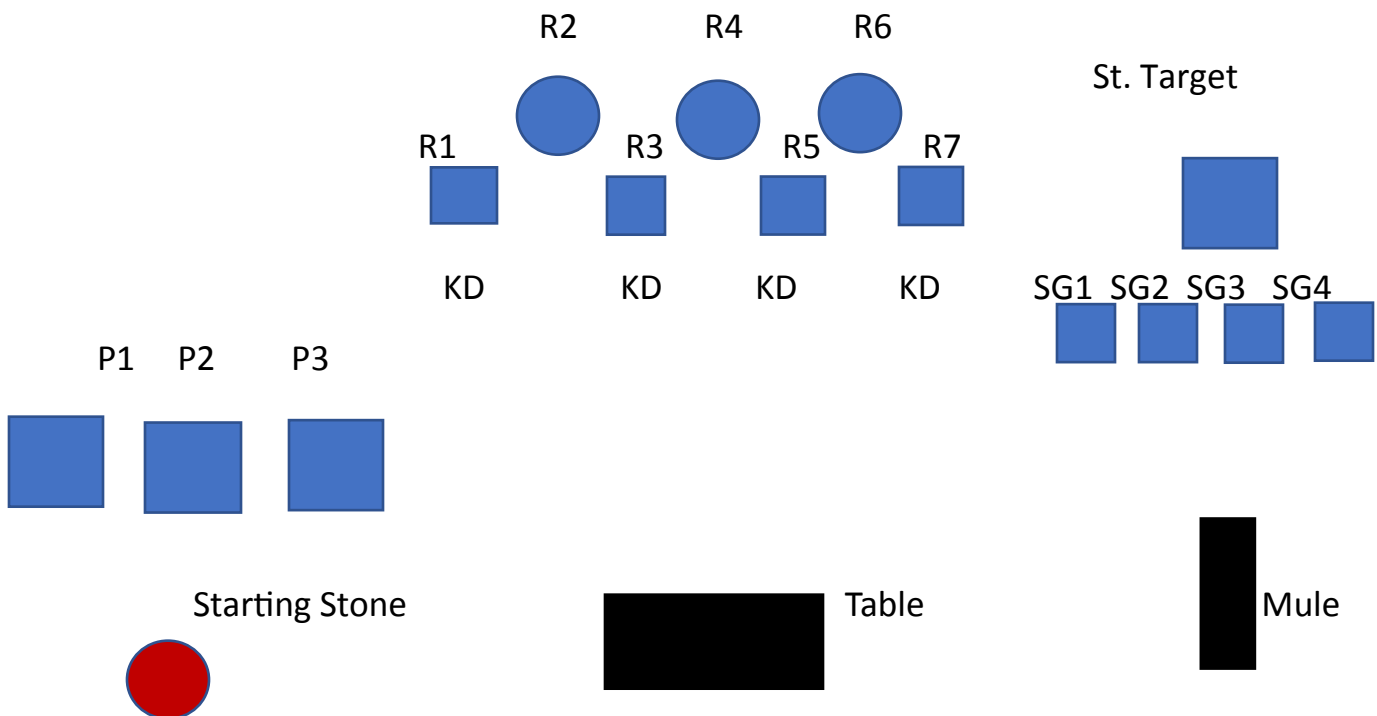
Briscoe, working undercover, joins Big Smith's Gang. He introduces himself as the outlaw Utah Johnny Montana. One of the gang members asks, "Where you from Johnny?" Johnny replies, "Idaho."

Round Count: 10P-10R-4+SG

Shooting Order: PP-R-SG

Staging 2P-5 each holstered Rifle 10R on the table SG on the mule.

Shooter starts one foot touching starting stone hands on pistols. Indicate ready by saying the line, "Idaho." ATB engage targets 10 on 3 any order. At the table sweep the targets 1-2-1-2-1-2-1 either direction. Make the rifle safe on the table or mule. At the mule engage the SG targets any order. KD left standing can be made up on the stationary.



Stage 6 Livery

Hopalong Cassidy

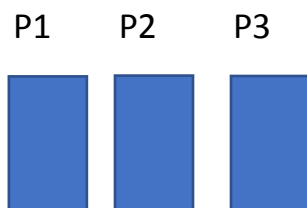
In his first gun fight with the rustlers Bill Cassidy is shot in the leg. This keeps Bill in the bunkhouse for several days. In his first attempt to walk Red Connors says look, here comes Hopalong. Bill replies, I can hop along with the best of them. From then on, he was Hopalong Cassidy.

Round Count: 10P-10R-4+SG

Shooting order: PP-R-SG

Staging 2P-5 each holstered R 10 rounds on table SG in right window.

Shooter starts at the table hands on pistols. Indicate ready by saying the line, Look here comes Hopalong. At the beep sweep pistol targets 1-3-1 from either direction either time. Repeat pistol instructions with rifle. Make rifle safe on the table or right window. At the right window engage SG targets any order.



Table



Right Window

