

Stage 1 - Saloon

Gunsmoke

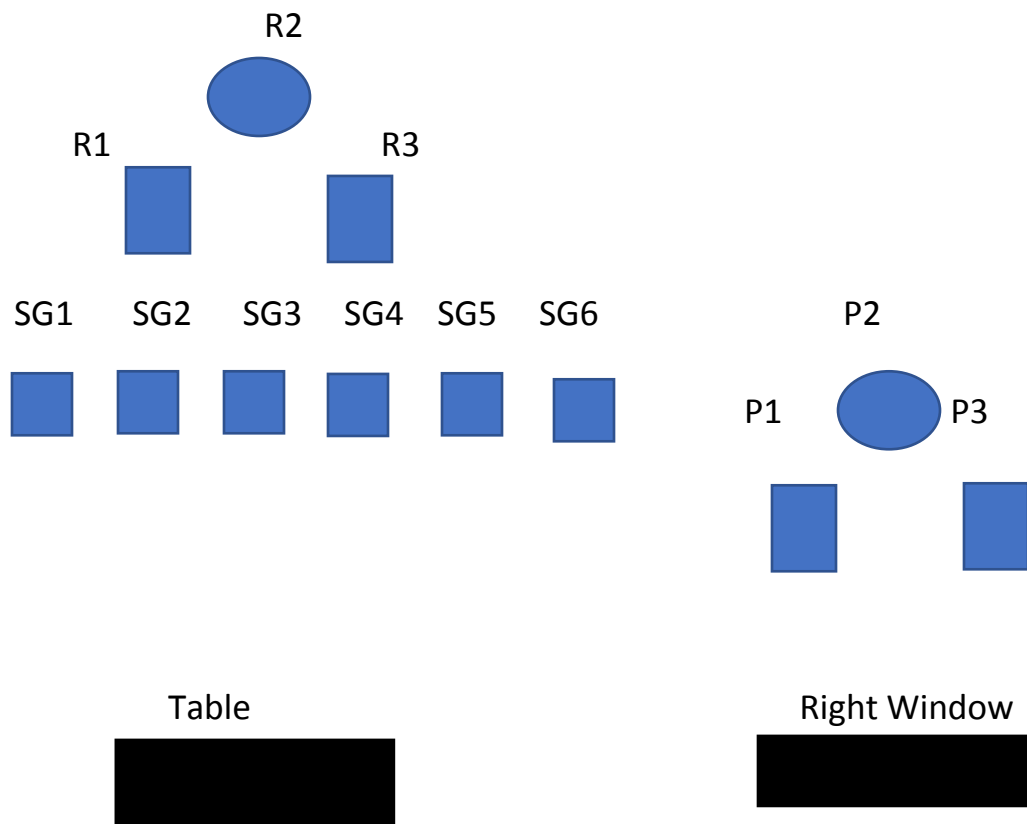
The first time Festus meets Matt Dillon, they are both on the trail of the same man, Black Jack Hagen. They decide to team up to track him down. When they find his hideout, Matt tells Festus to stay with the horses while he goes and get him. Festus replies, "I done went and told you Mathew, I won't shoot Uncle Black Jack. I've seed lots of shootins but I ain't never seed no hanging, not in my whole life."

Round Count: 10 R-10 P- 6+SG

Shooting Order: R-SG-P

Staging: 2P- 5 each holstered; R10 rounds on table; SG on table.

Shooter starts at table hands flat on table. Indicate ready by saying the line, "**I ain't never seed no hanging.**" ATB, with rifle, engage either outside target 2 times, then the center target 3 times, then repeat starting on the other outside target. EX: 2-3-2-3. Make rifle safe on table. With SG engage targets any order. Make SG safe on table or right window. Move to right window; repeat rifle instructions with pistols.



Stage 2 - Well

Blazing saddles

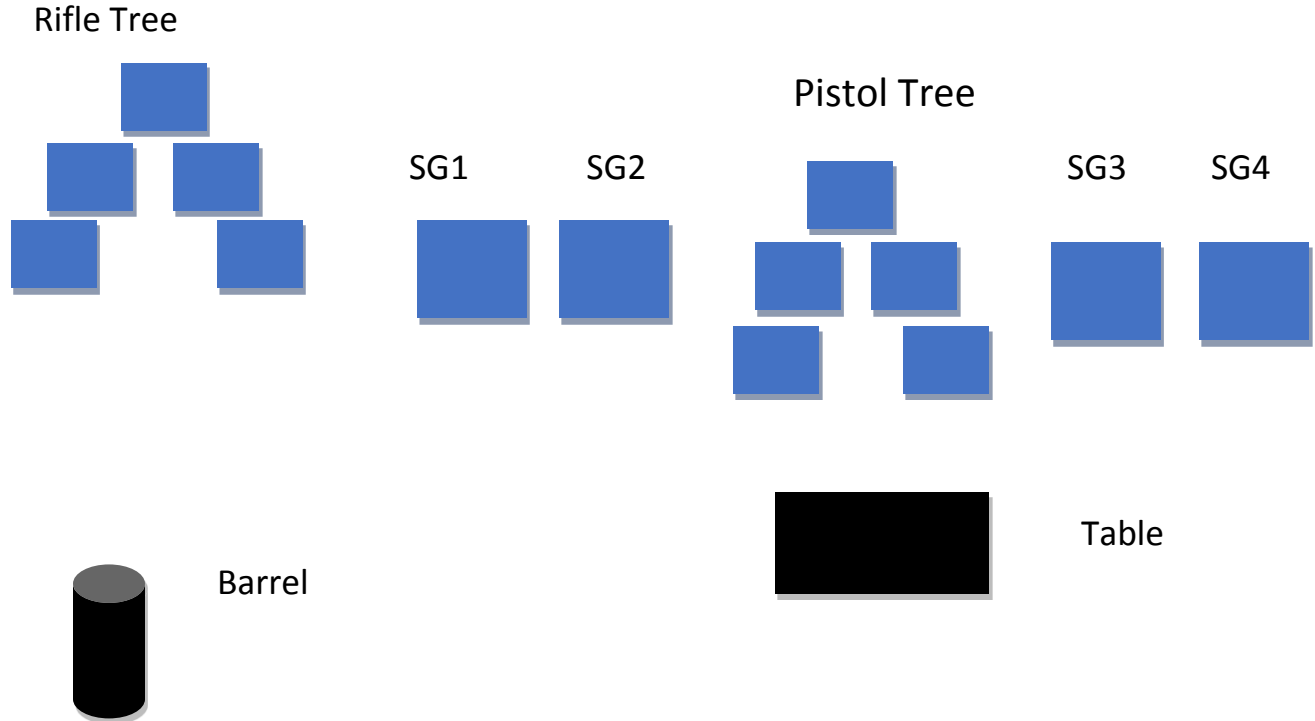
After two of the workers drive a handcar into the quick sand, Mr. Taggart ropes it and pulls it out. Then he says, "Dang that was lucky. Doggone near lost a four hundred dollar handcar."

Round Count: 10R-10P-4+SG

Shooting Order: R-PP-SG

Staging: 2P- 5 each holstered; R10 rounds in both hands; SG open empty on table.

Shooter starts at barrel rifle in both hands. Indicate ready by saying the line, "Dang that was lucky." ATB, engage rifle tree with a vertical 2-1-2 sweep starting on the top target then repeat on the other side starting on the top target. Make rifle safe on barrel or table. Move to table; repeat rifle instructions with pistols. Then engage SG targets any order.



Stage 3 - Fort

Maverick

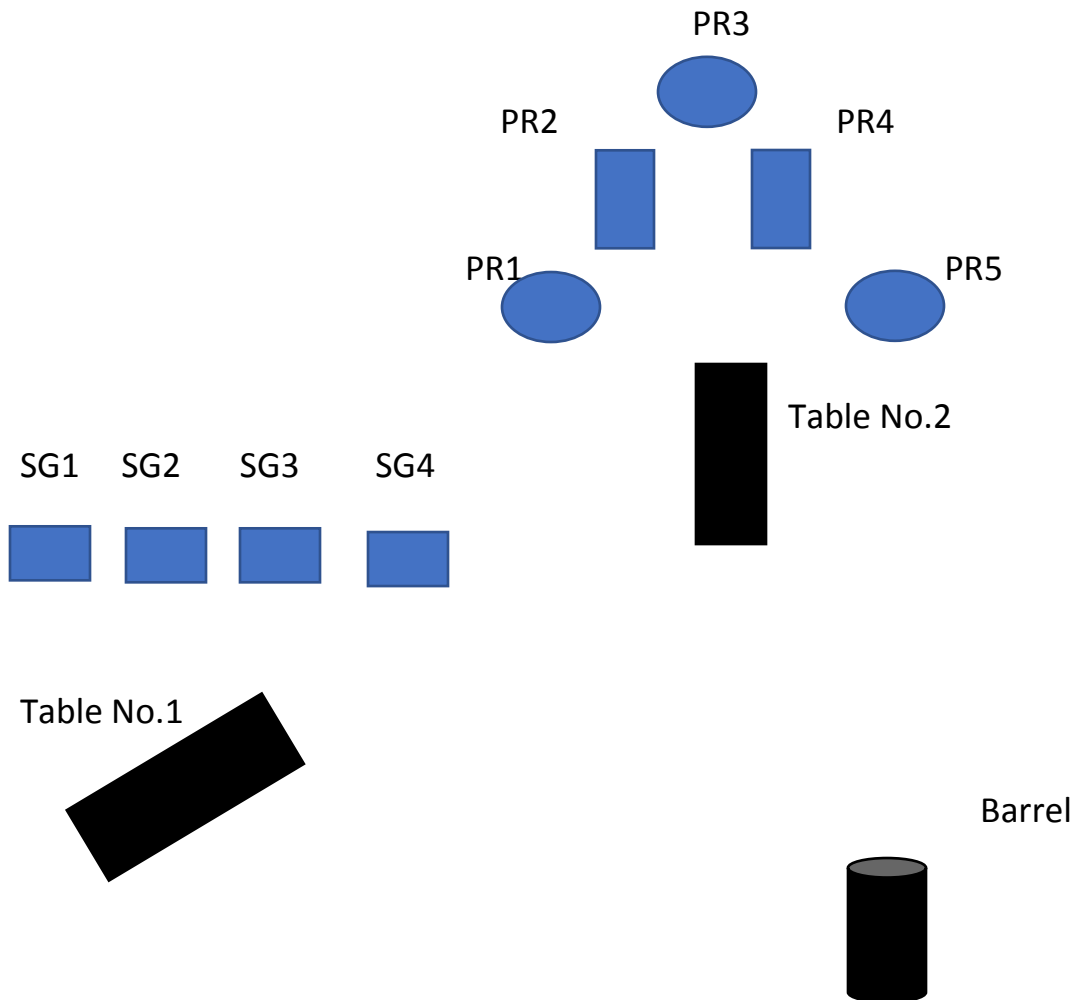
My old Pappy used to say, "The only thing better than money, is more money.

Round Count: 10R-10P-4+SG

Shooting Order: R-SG-PP

Staging: 2P-5 each holstered; R10-in both hands; SG on table no.1.

Shooter starts at the barrel rifle in both hands. Indicate ready by saying the line, "**More Money.**" ATB, engage rifle targets with a 1-5-2-4-3 double tap sweep. EX: outside-outside- inside-inside- center. Sweep can be from either direction. Make rifle safe on barrel move to table No. 1; engage SG targets any order. Make SG safe on either table. Move to table No.2; repeat rifle instructions with pistols.



Stage 4 - Jail

Support your Local Sheriff

“They laugh and joke a lot about it, but I really don’t think they’re going to hang me.”

Round Count: 10 R – 10 P - 4+SG

Shooting Order: R-SG-PP

Staging: 2 P 5 each holstered; R 10 rounds on target box; SG open empty on target box

Shooter starts inside jail cell. Indicate ready by saying the line, “I really don’t think they’re going to hang me.” ATB, move to target box. With rifle, engage targets: 3 rounds on the round target, then sweep the 4 back targets either direction, then 3 rounds on round target, 3-4-3. Make rifle safe. With SG, shoot targets any order. Make SG safe on target box or right window. Move to right window; repeat rifle instructions with pistols.



Stage 5 - Boot Hill

El Dorado

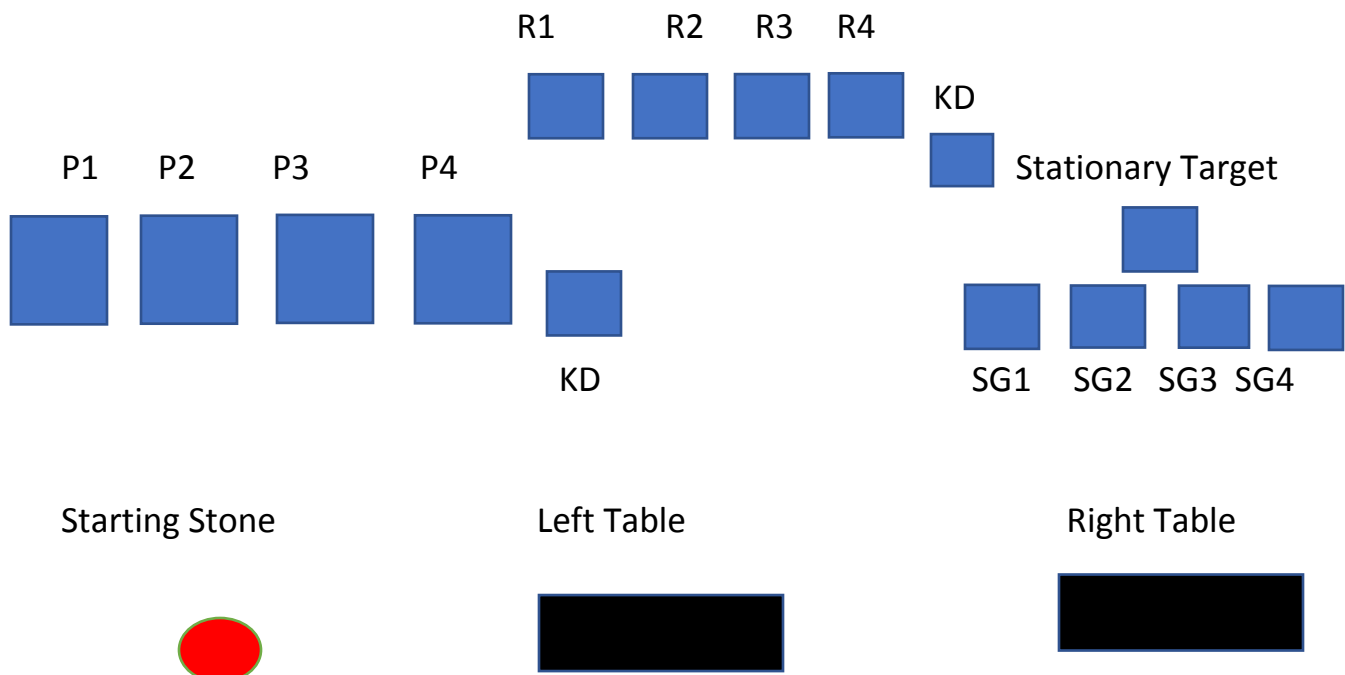
Cole and Mississippi get into town about midnight. As they ride up to the jail, Bull yells out, "Stop right there, that's close enough." Cole yells back, "Don't shoot, it's me, Cole Thornton." Bull tells Cole, "I would have recognized you right off, but I was trying to figure out what that other fellow has on his head." Mississippi says, "It's called a hat." Bull replies, "I'll have to take your word for that."

Round Count: 10R-10P-4+SG

Shooting order: PP-R-SG

Staging: 2P-5 each holstered; R10-rounds on left table; SG on right table.

Shooter starts one foot touching starting stone hands on pistols. Indicate ready by saying the line, **"I'll have to take your word for that."** ATB, engage pistol targets with a progressive vigilantly sweep from either direction. Ex: 12-123-1234; place the 10th round on the knock down target. Move to left table; repeat pistol instructions with rifle. Make rifle safe on either table. Move to right table; engage SG targets any order. KD's left standing can be made up on the stationary target.



Stage 6 - Livery

El Dorado

After JP is shot in the leg during the shoot-out with Jason's men, he decides to fort up in the jail till the U.S. Marshal comes for Joe. Bull tells JP, "It would be a lot nicer in here if a certain fellow I know would take a bath." JP replies, "I guess I do need to clean up a little." The next morning as he takes a bath, Joey McDonald walks in and tells JP, "The Doc sent over some clean cloths and a bar of soap. I brought one too." JP holds up 2 bars of soap then says, "I've got lots of friends, Joey."

Round Count: 10R-10P-4+SG

Shooting Order: PP-R-SG

Staging: 2P-5 each holstered; R10 in left window; SG on center table.

Shooter starts at left window, hands on pistols. Indicate ready by saying the line, **"I've got lots of friends."** ATB, engage targets with a continuous 10 round Nevada sweep, double tapping P2 each time. Sweep can be from either direction. EX: 1-22-3-22-1-22-3. Move to table, repeat pistol instructions with rifle. Make rifle safe in on table. With SG, engage SG 1 and 2 any order. Move to right window. Engage SG 3 and 4 any order.

