

Stage 1 - Saloon

Wyatt Earp

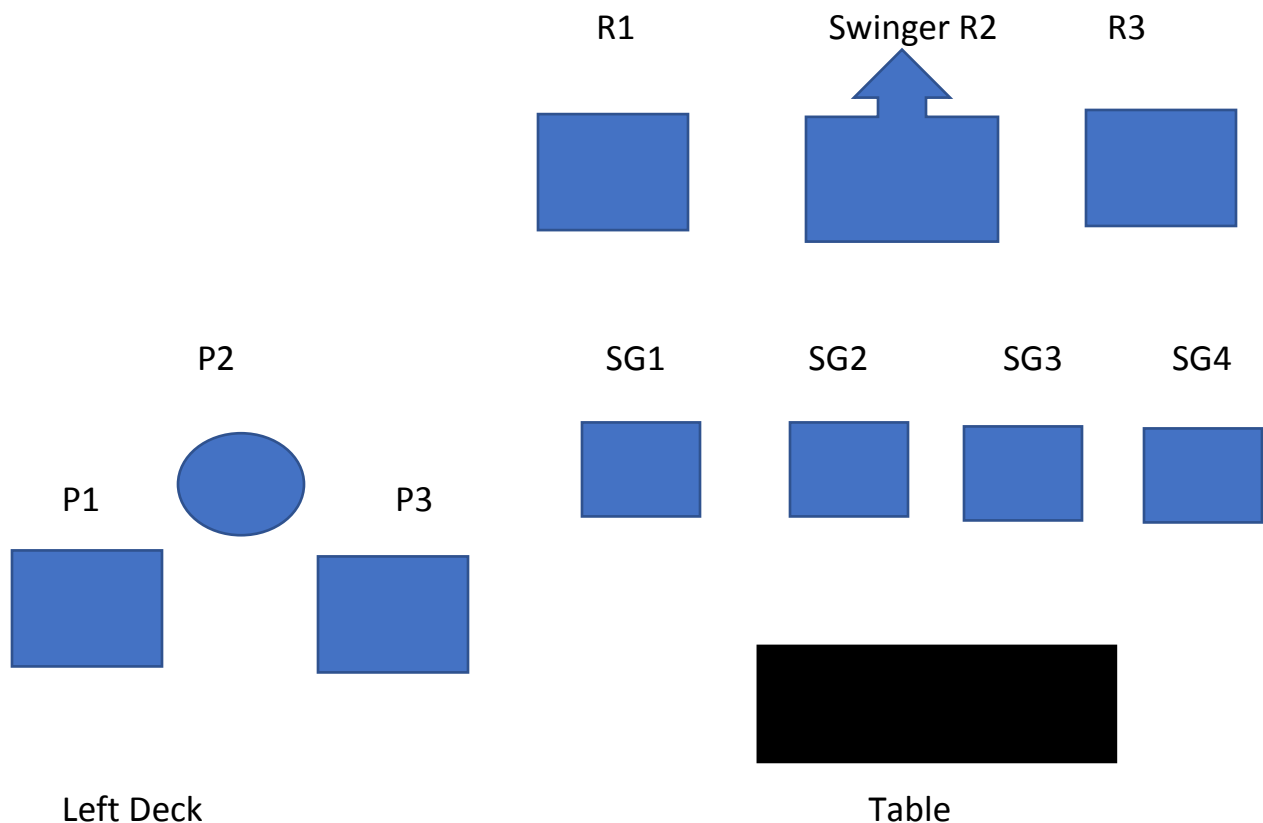
Doc's opinion of Dave Rudabaugh: "Dave Rudabaugh is an ignorant scoundrel! I disapprove of his very existence. I considered ending it myself on several occasions but self-control got the better of me."

Round Count: 10P-10 R-4+SG

Shooting Order: PP-R-SG

Staging: 2P-5each holstered; R10-Rounds on table; SG on table.

Shooter starts on left deck hands on pistols. Indicate ready by saying the line, **"Self-control got the better of me."** ATB, engage P2 with 3 rounds, then P1 and P3 with 1 round, then repeat. EX 3-1-1 then repeat. P1 and P3 can be shot any order either time. Move to table. Activate the swinger; repeat pistol instructions with rifle. Make rifle safe; engage SG targets any order.



Stage 2 - Well

Wyatt Earp

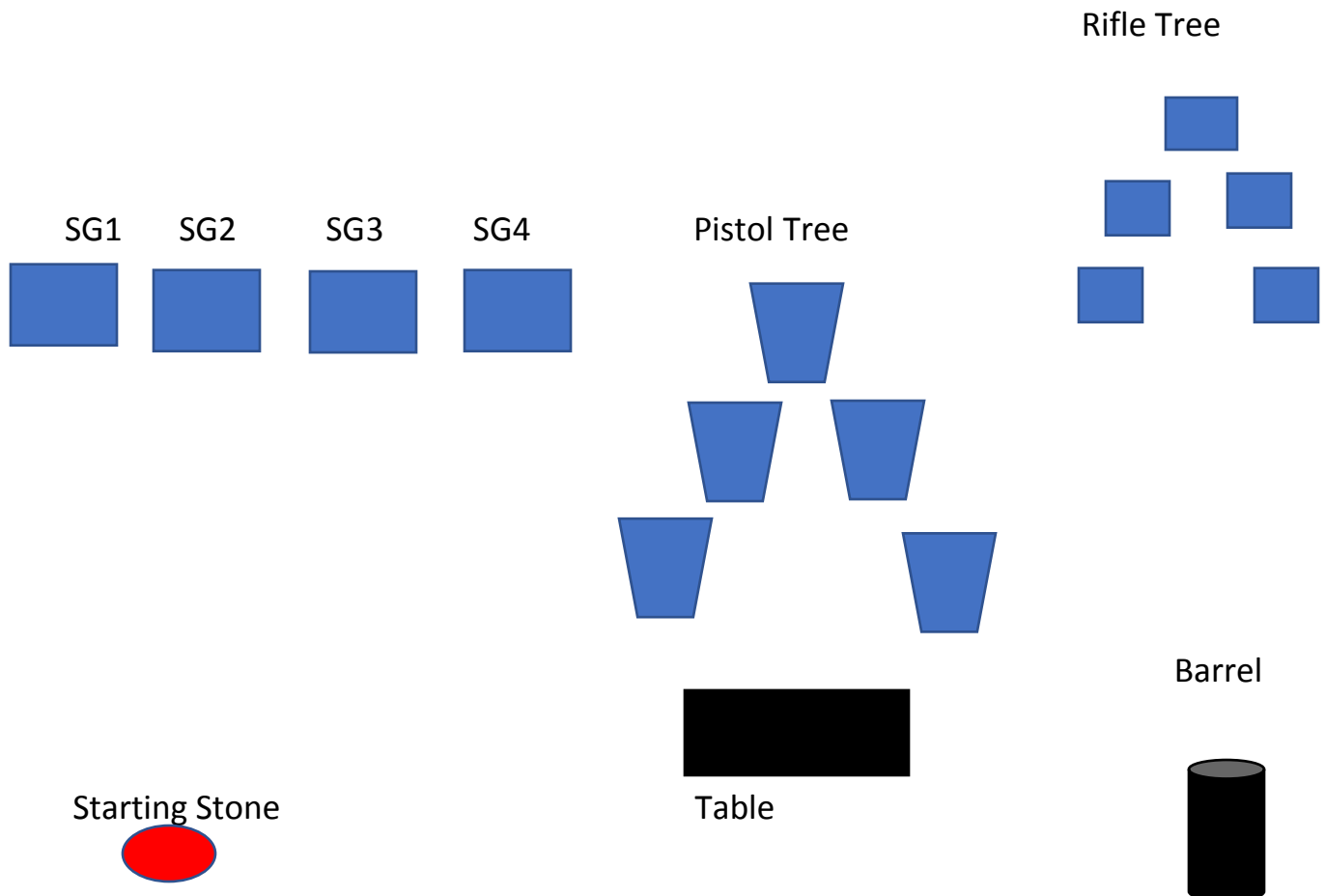
Doc's Motherly advice: "My mama always told me, 'never put off till tomorrow people you can kill today.'"

Round Count: 10P-10R 4+SG

Shooting Order: SG-R-PP

Staging: 2P-5 each Holstered; Rifle 10 rounds on barrel; SG in both hands.

Shooter starts one-foot touching stone SG in both hands. Indicate ready by saying the line, "**Never put off till tomorrow people you can kill today.**" ATB, engage SG targets any order. Make SG safe on the barrel. With rifle, engage rifle tree with 2 vertical Nevada sweeps, starting on either bottom target, then repeat on the other side. Make rifle safe on the barrel or down range table. Move to the table; repeat rifle instructions with pistols.



Stage 3 - Fort

Wyatt Earp

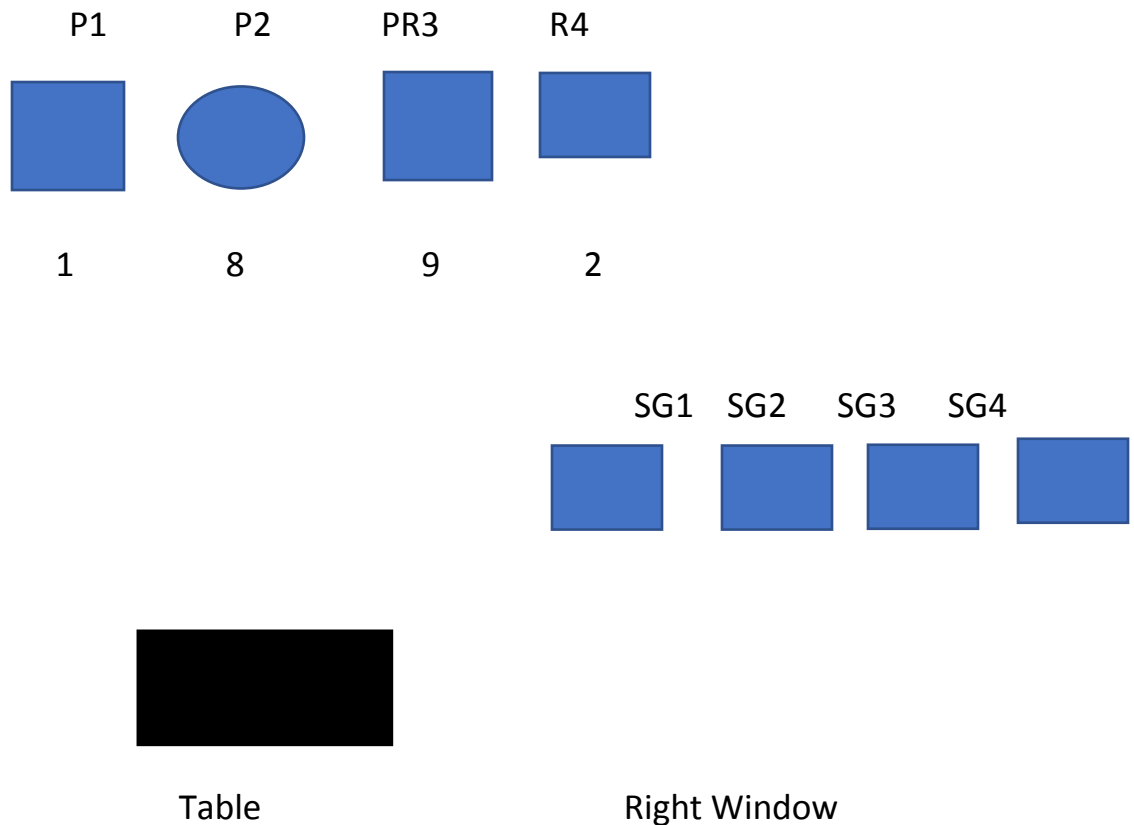
John Shannsey Introduces Wyatt to Doc. Doc says, "Wyatt Earp. I've heard that name before. Don't know where, but it wasn't good."

Round Count: 10R-10P-4+SG

Shooting Order: PP-R-SG

Staging: 2P- 5 each holstered; R 10 rounds on center table; SG in right window.

Shooter starts at the table hands on pistols. Indicate ready by saying the line, "**It wasn't good.**" ATB, sweep the PR targets left to right with an 1892 sweep. EX first pistol 1on1-4on2 - second pistol 4on2-1on3. Which is 1-4-4-1 on the first 3 targets. Rifle 8on3-2on4. Make rifle safe on table or right window. Move to right window; shoot SG targets any order.



Stage 4 - Jail

Wyatt Earp

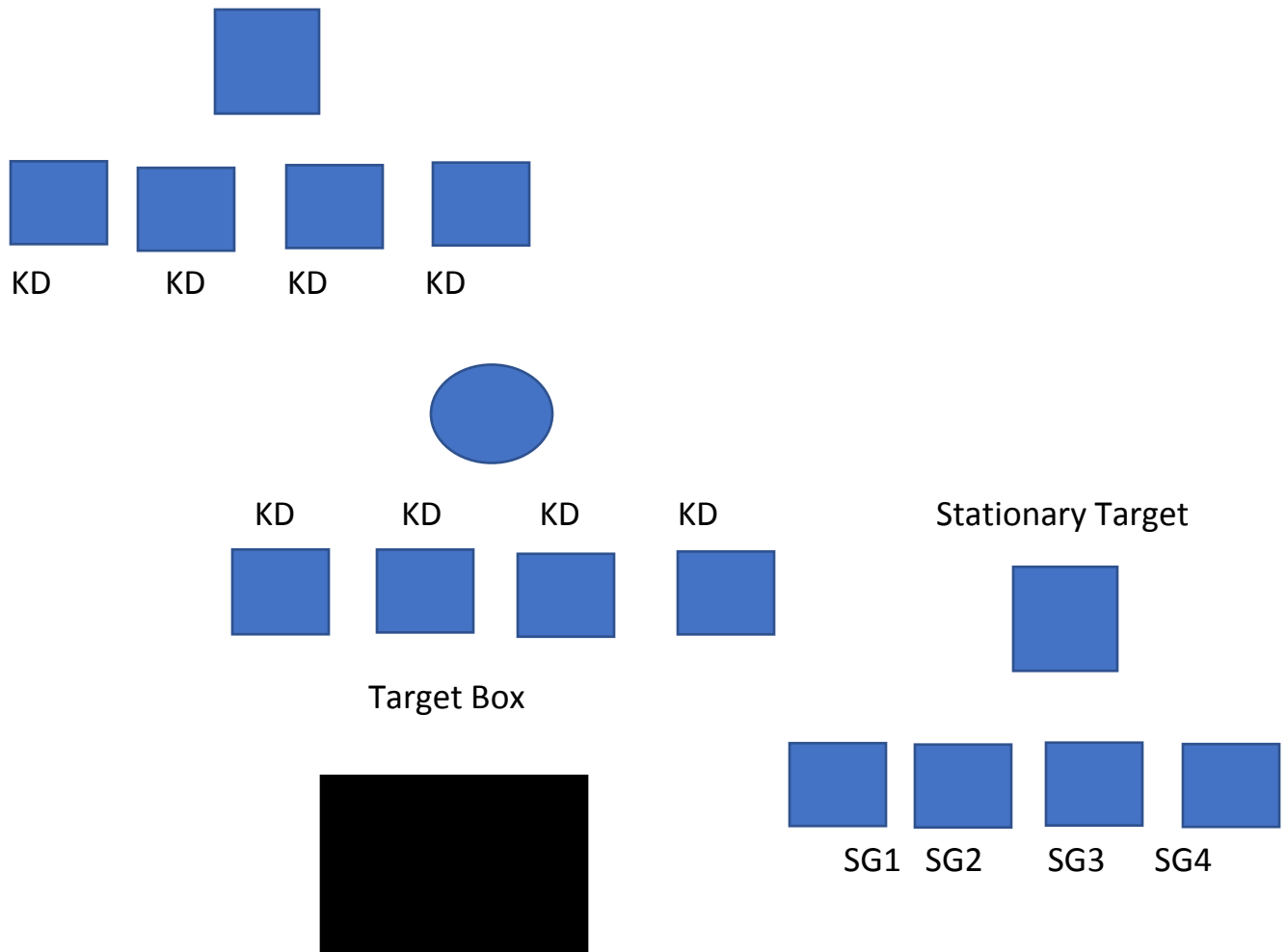
Virgil tells Doc, "We are gonna disarm them and take' em in. Do you understand?"
Doc replies, "Oh, I understand Virgil. But do you think they will?"

Round Count: 10R-10P-4+SG

Shooting Order: R-PP-SG

Staging: 2P-5 each holstered; R10 on target box; SG in right window or rack.

Shooter starts at target box hands flat on the target box. Indicate ready by saying the line, "**Oh, I understand Virgil.**" ATB, with rifle, engage any 2 KD targets, then place 3 rounds on the stationary, then repeat. Make rifle safe on target box; repeat rifle instructions with pistols. Move to window; shoot SG targets any order. Any pistol or rifle KD targets left standing can be made up with SG on the stationary target.



Stage 5 - Boot Hill

Wyatt Earp

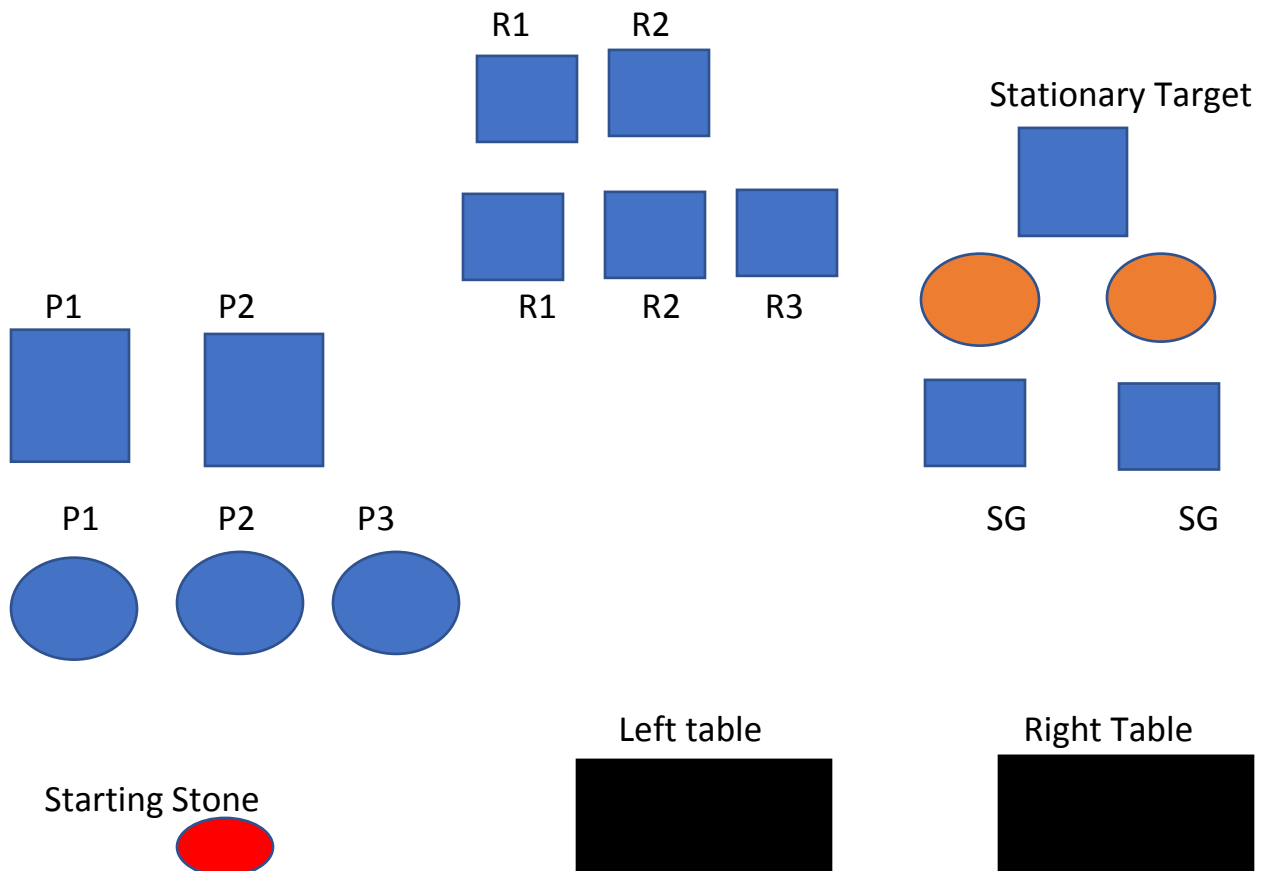
Doc asks Wyatt, "Have you ever been to Georgia? Georgia is very green. I fear I will never see it again."

Round Count: 10P-10R-4+SG

Shooting Order: PP-R-SG

Staging: 2P-5 each holstered; R10 rounds on left table; SG on right table.

Shooter starts one foot touching starting stone. Indicate ready by saying the line, "**Georgia is very green.**" ATB, with pistols, engage targets with a high-low Vigilante Sweep. EX. sweep the top row of targets then the bottom row 1-2 1-2-3 then repeat. Sweep can be from either direction, but the same direction for both 5 round sweeps. Move to left table; repeat pistol instructions with rifle. Make rifle safe on either table. Move to right table; engage SG targets any order. Misses on the clay birds can be made up on the stationary target.



Stage 6 - Livery

Wyatt Earp

Warren Earp asks Wyatt, "You're still a marshal around here, aren't you?" Doc replies, "Sure but now he's going to be a marshal and an outlaw. The best of both worlds, son."

Round Count: 10R-10P-4+SG

Shooting Order: R-SG-PP

Staging: rifle 10 rounds in left window; SG on center table; 2 pistols 5 each holstered.

Shooter starts at left window hands on window frame shoulder height. Indicate ready by saying the line, "**The best of both worlds.**" ATB, engage rifle targets with a regressive sweep. EX 4on1 - 3on2 - 2on3 - 1on4. Make rifle safe in window or center table. Move to table; engage SG targets any order. Make SG safe on table or right window. Move to right window; repeat rifle instructions with pistols.

