

Stage 1 - Saloon

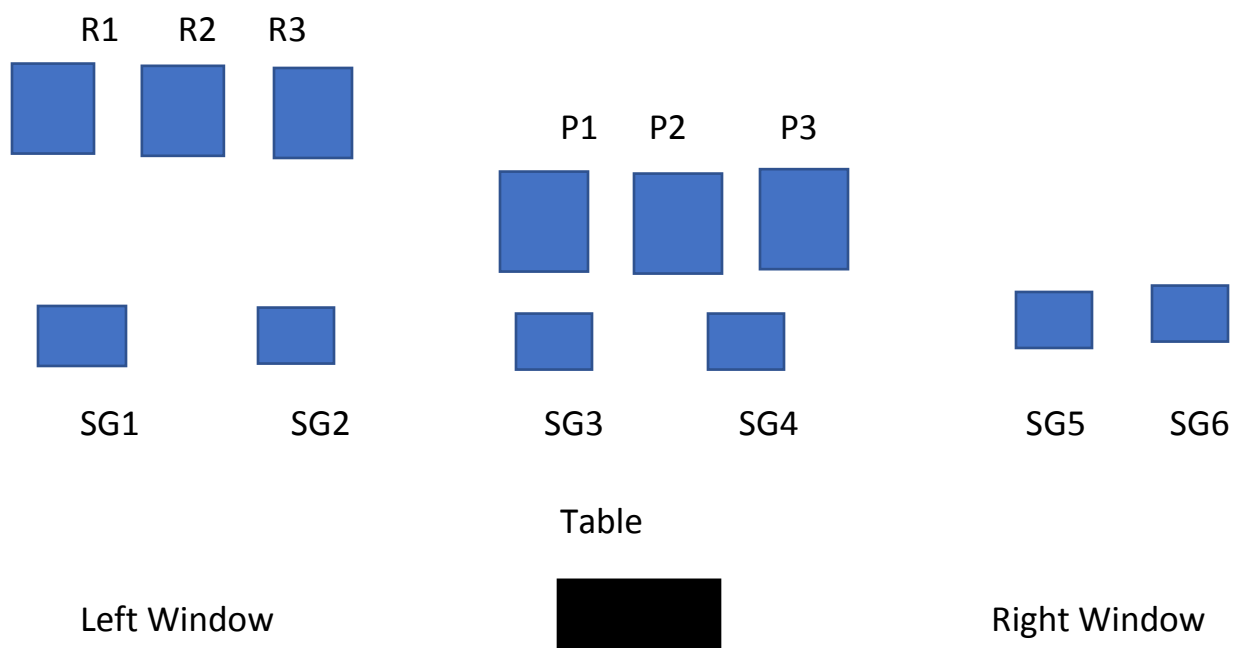
The Good, the Bad, and the Ugly

Blonde is in his hotel room cleaning his pistol when he hears someone's spurs jingle as they come up the stairs. He gets his pistol back together just as the men burst through the door. After the gun fight, Tuco at the window has his gun on him and says, "There's two kinds of spurs, my friend. Those that come in by the door, and those that come in by the window.

Round Count: 10R-10P-6+SG Shooting Order: SG-R-PP-SG-SG or SG-R-SG-PP-SG

Staging: 2P-5 each Holstered; R10 in left window; SG in both hands.

Shooter starts at left window SG in both hands. Indicate ready by saying the line, **"There's two kinds of spurs, my friend."** ATB, engage SG 1 and 2; make SG safe. With rifle, engage targets with a 1-2-3-1-2 sweep then repeat from the same direction. First sweep can be from either direction. Take SG to center table; engage SG 3 and 4; make SG safe. Repeat rifle instructions with pistols. Take SG to right window; engage SG 5 and 6.



Stage 2 - Well

The Good, the Bad, and the Ugly

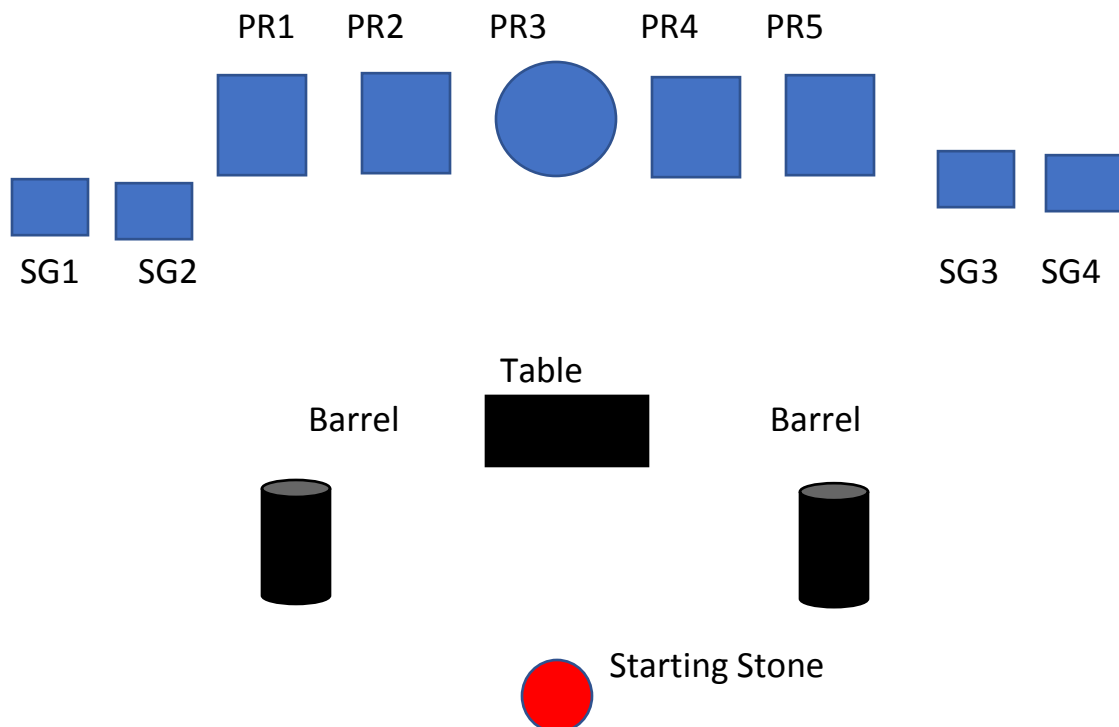
When Blonde and Tuco get to where the gold is buried, Blonde tells Tuco, "You see, in this world there's two kinds of people, my friend: those with loaded guns and those who dig. You dig."

Round Count: 10P-10R-4+SG

Shooting Order: R-SG-PP

Staging: 2P-5each holstered; SG on either barrel; R10 Rounds held in the Duke position.

Shooter starts one foot touching starting stone rifle held in the Duke position. Indicate ready by saying the line, "**You Dig.**" ATB, with rifle with the first 5 rounds, sweep the targets in a Nevada sweep starting on the center target and sweeping to the left or right. With the second 5 rounds, repeat on the other side. Make rifle safe on the barrel with SG. With SG, engage SG targets any order. **Make SG safe on the *other* barrel.** Repeat rifle instructions with pistols. Pistols can be shot anywhere between the barrels. Not in front of the table.



Stage 3 - Fort

The Nine Lives of Elfego Baca

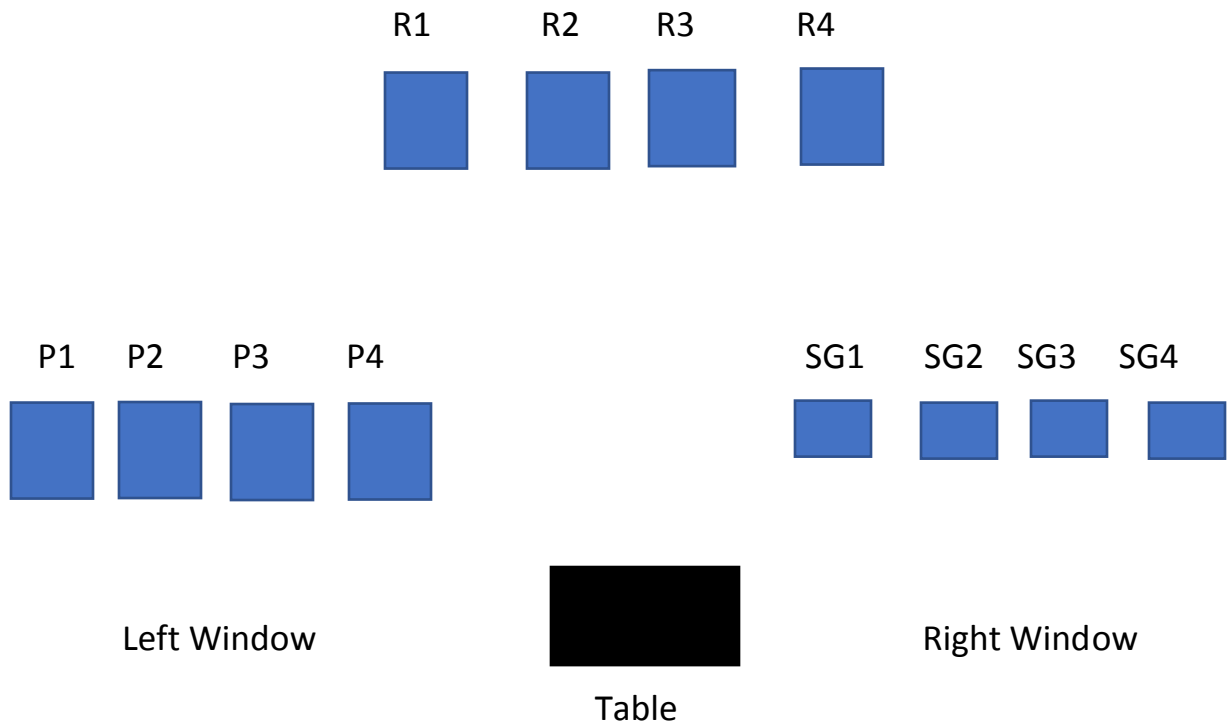
In his 30 plus years in law enforcement Elfego was wounded many times, but always recovered. People began saying that the bullet had never been cast that could kill him. When Elfego was in his mid-seventies, as he walked out of the Socorro county court house, a young bandito began firing at him with a rifle. Elfego calmly drew his pistol, cocked, and fired. The young bandit was killed instantly. An old cowboy walked over, looked down, then said, "The bullet has never been cast that could kill Elfego Baca."

Round Count: 10R-10P-4+SG

Shooting Order: PP-R-SG

Staging: 2P-5 each holstered; R10 rounds on center table; SG in right window.

Shooter starts at left window hands on pistols. Indicate ready by saying the line **"The bullet has never been cast that can kill Elfego Baca."** ATB, engage pistol targets in a Hoot sweep starting on either end. EX: 1on1 2on2 2on3 2on2 2on3 1on4. Move to center table; repeat pistol instructions with rifle. Make rifle safe on table or right window. Move to right window; engage SG targets any order.



Stage 4 - Jail

Gunsmoke

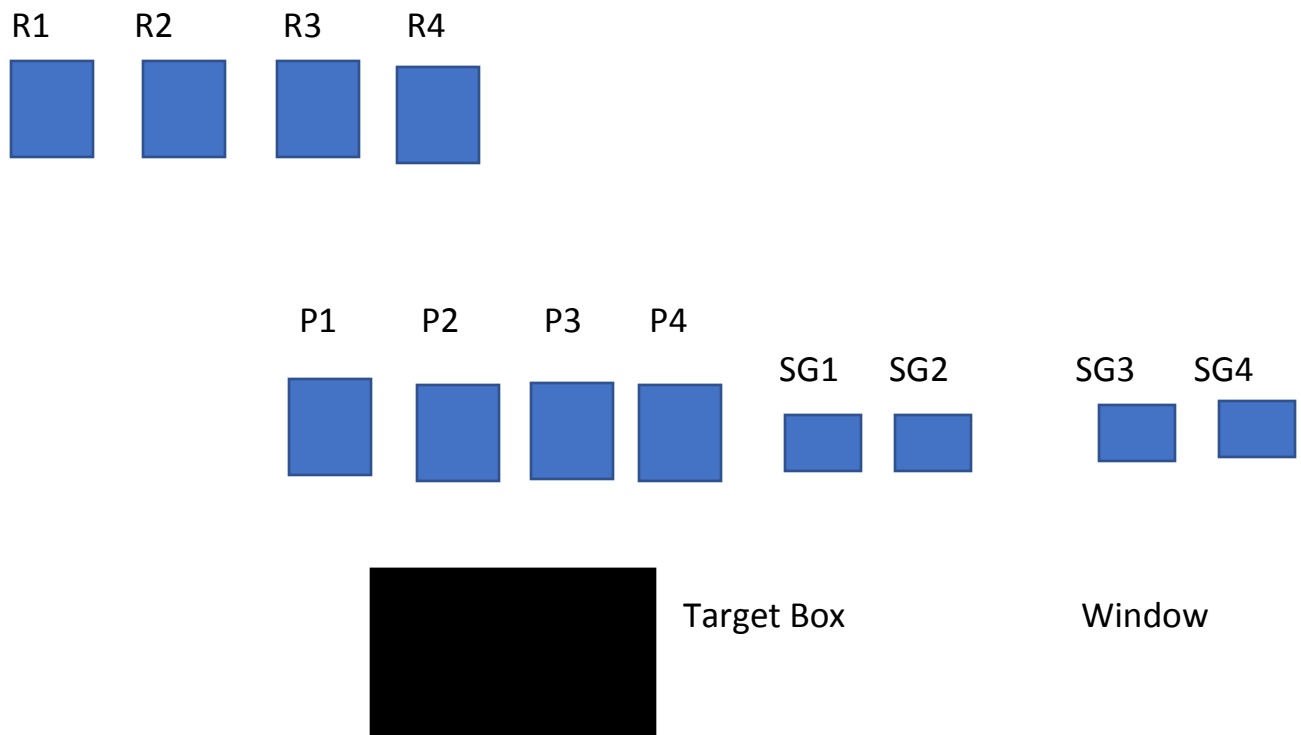
Doc is trying to talk Eliab out of shooting Festus' ear off. Doc asks, "Why don't you just bite it off like he did your father." Eliab replies, "I tried that but he whipped me something awful." Doc says, "You know Festus is awful fond of his ears." An upset Eliab yells back, "So was my daddy!"

Round Count: 10P-10R-4+SG

Shooting Order: PP-R-SG

Staging: 2P-5each in hand or hands; R10 rounds on target box; SG on target box.

Shooter starts at the target box with pistol or pistols in hand muzzle touching target box. Indicate ready by saying the line, "**So was my daddy.**" ATB, with pistols engage targets with a cat herder's sweep which is the same as a Nevada sweep but double tapping the end targets. EX:2-1-1-2-1-1-2. Sweep can be from either direction. Repeat pistol instructions with rifle. Make rifle safe. With SG, engage SG 1and2 from doorway then SG 3and4 from the window.



Stage 5 - Boot Hill

How the West was Won

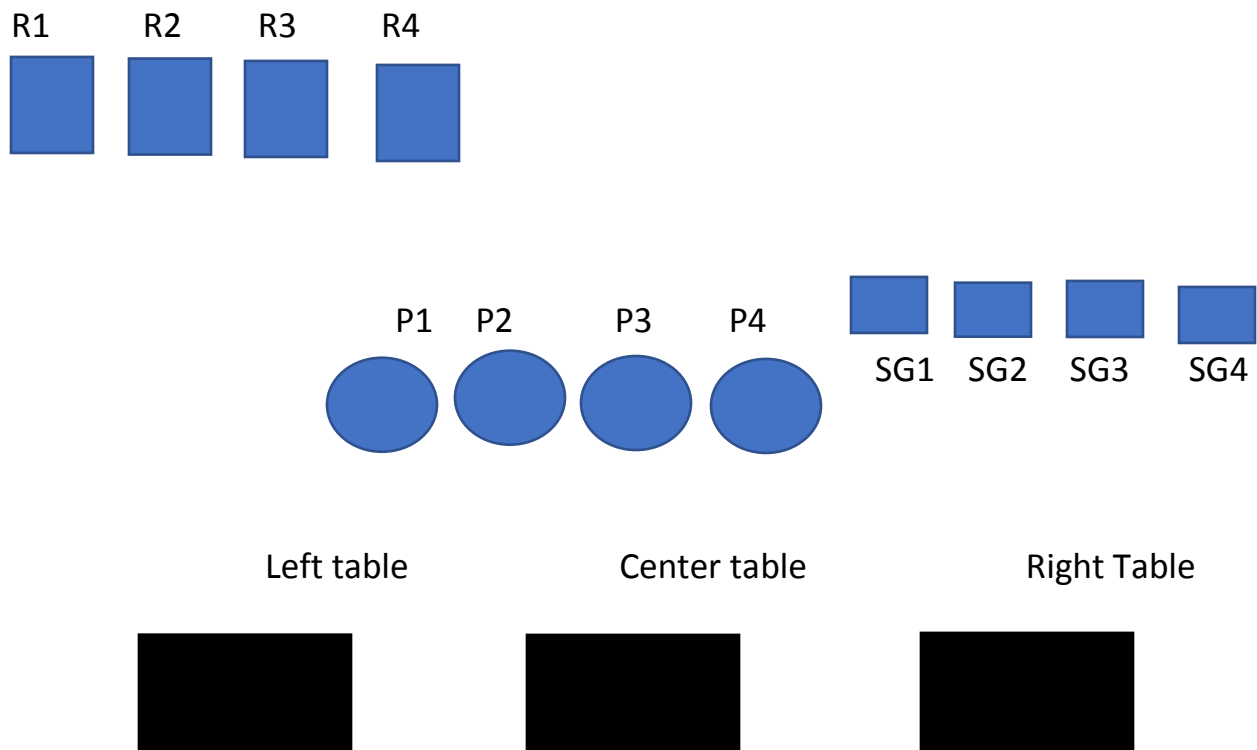
Luke Macahan and his Uncle Zeb are having a disagreement when Luke raises his voice. Then he says, "I'm sorry Uncle Zeb. I shouldn't have said that." Zeb replies, "You look here Luke. Three things you never do: Never quit, never lie, and you never apologize."

Round Count: 10P-10R-4+SG

Shooting Order: R-PP-SG

Staging: 2P-5each holstered; R10-rounds in hands muzzle touching table; SG on right table.

Shooter starts at left table rifle in hands muzzle touching table. Indicate by saying the line, "**Never quit, never lie, and never apologize.**" ATB, engage rifle targets in a regressive sweep. EX: 4on1-3on2-2on3-1on4. Sweep can be in either direction. Make rifle safe on either table. Move to center table; repeat rifle instructions with pistols. Move to right table; engage SG targets any order.



Stage 6 - Livery

A Fistful of dollars

The man with no name rides into a rough border town. There, four men start firing at his mule's feet. The Mule spooks, then runs off. The man walks back, then says to the laughing men, "I don't think it's nice, you laughing. You see, my mule don't like people laughing. He gets the crazy idea you're laughing at him. Now if you apologize, like I know you're going to, I might convince him that you really didn't mean it."

Round Count: 10P-10R-4+SG

Shooting Order: PP-R-SG

Staging: 2P-5each holstered; R-in right window; SG on center table.

Shooter starts at center table hands on pistols. Indicate ready by saying the line, **"My mule don't like people laughing."** ATB, with pistols, engage the outside targets once each then triple tap the center target, then repeat. Move to right window; repeat pistol instructions with rifle. Outside targets can be engaged any order either time. EX: 1-1-3 repeat 1-1-3. Move back to table; engage SG targets any order.

