

Stage 1 - Saloon

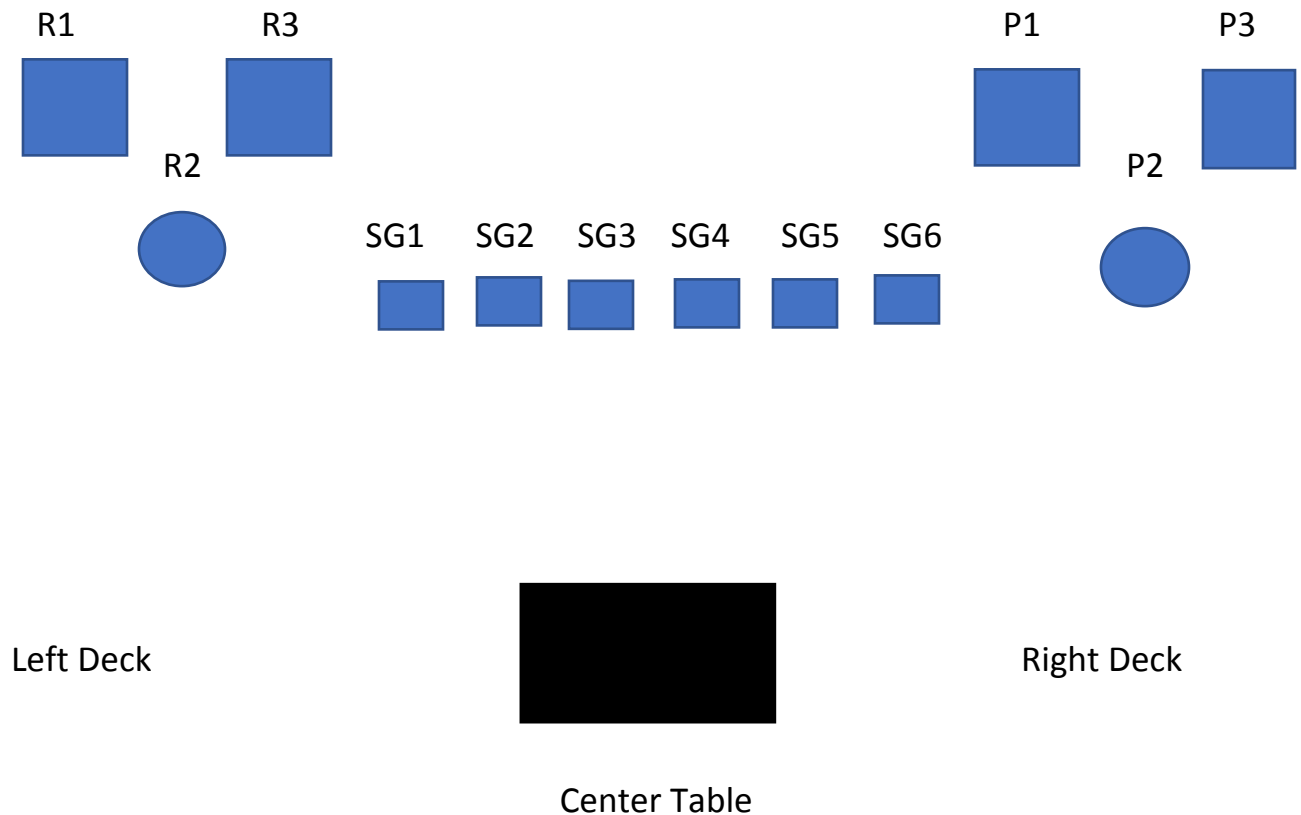
Happy New Year

Round Count: 10R-10P-4+SG

Shooting Order: R-SG-PP

Staging: 2P-5 Each Holstered; SG on center table; R-10 rounds in both hands.

Shooter starts on left deck rifle in both hands. Indicate ready by saying the line, **“Happy New Year.”** ATB, with rifle, alternate 5 rounds between either square target and the round target, then repeat on the other side. Make rifle safe in window or center table. Move to center table; engage SG targets any order. Make SG safe on table or right window. Move to right window; repeat rifle instructions with pistols.



Stage 2 - Well

Happy New Year

Round Count: 10R-10P-6+SG

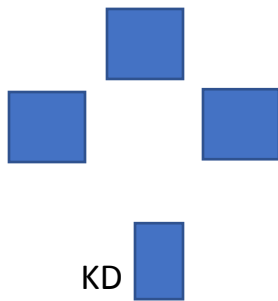
Shooting Order: R-PP-SG

Staging: 2 P-5each holstered; SG on table; R-in both hands.

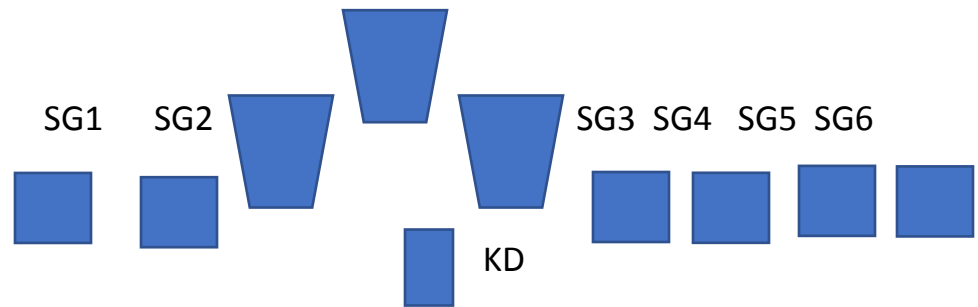
Shooter starts one foot touching starting stone rifle in both hands. Indicate ready by saying the line, "**Happy New Year.**" ATB, with rifle, triple tap the rifle tree any order; place the 10th round on the KD target. Move to table; make rifle safe.

Repeat rifle instructions with pistols. With SG, engage any 4 SG targets. Rifle or pistol KD targets left standing can be made up on other 2 SG targets. If no makeups, only engage 4 SG targets.

Rifle Tree



Pistol Tree



Starting Stone



Table



Stage 3 - Fort

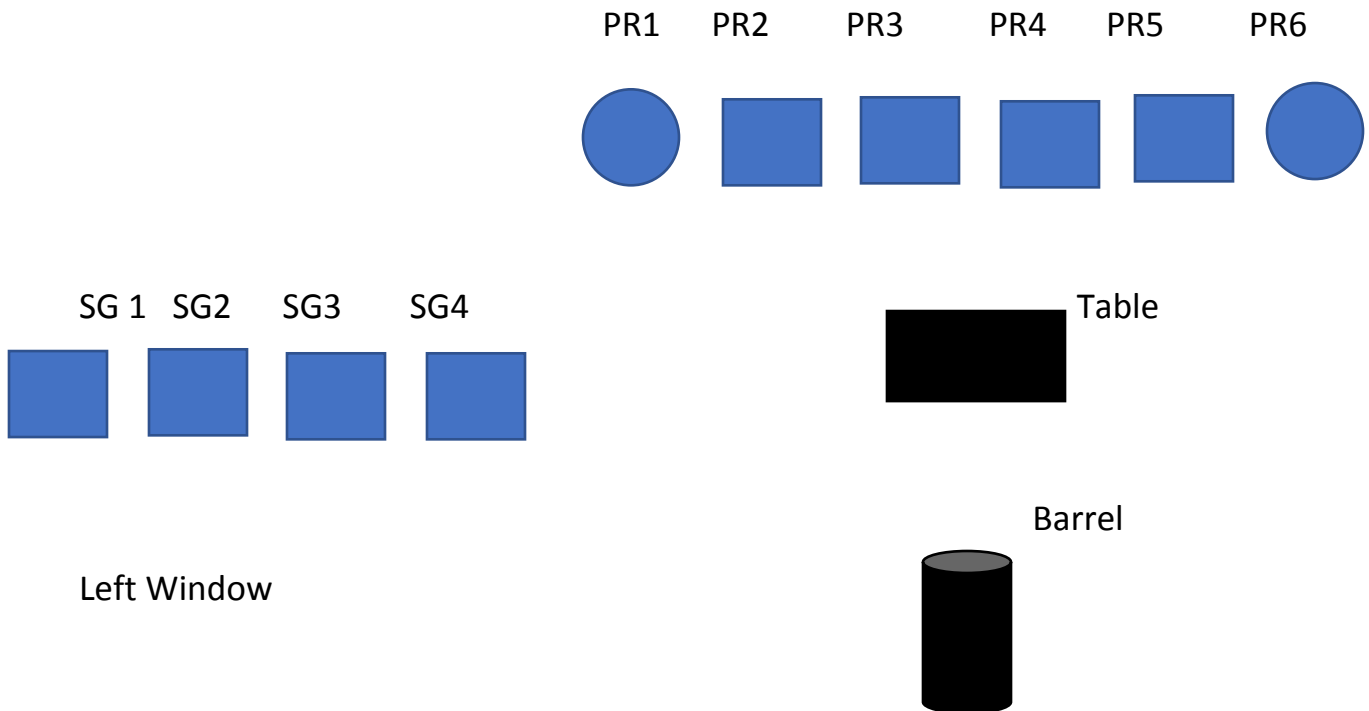
Happy New Year

Round Count: 10P-10R-4+SG

Shooting Order: SG-R-PP

Staging: 2P-5 each holstered; R-10 rounds on the barrel; SG in both hands.

Shooter starts at the left window SG in both hands. Indicate ready by saying the line, "**Happy New Year.**" ATB, engage SG targets any order. Move to barrel; make SG safe on the barrel. With rifle, engage rifle targets with a 3-1-1-1-1-3 sweep from either direction. Make rifle safe on barrel or down range table. Move to table; repeat rifle instructions with pistols.



Stage 4 - Jail

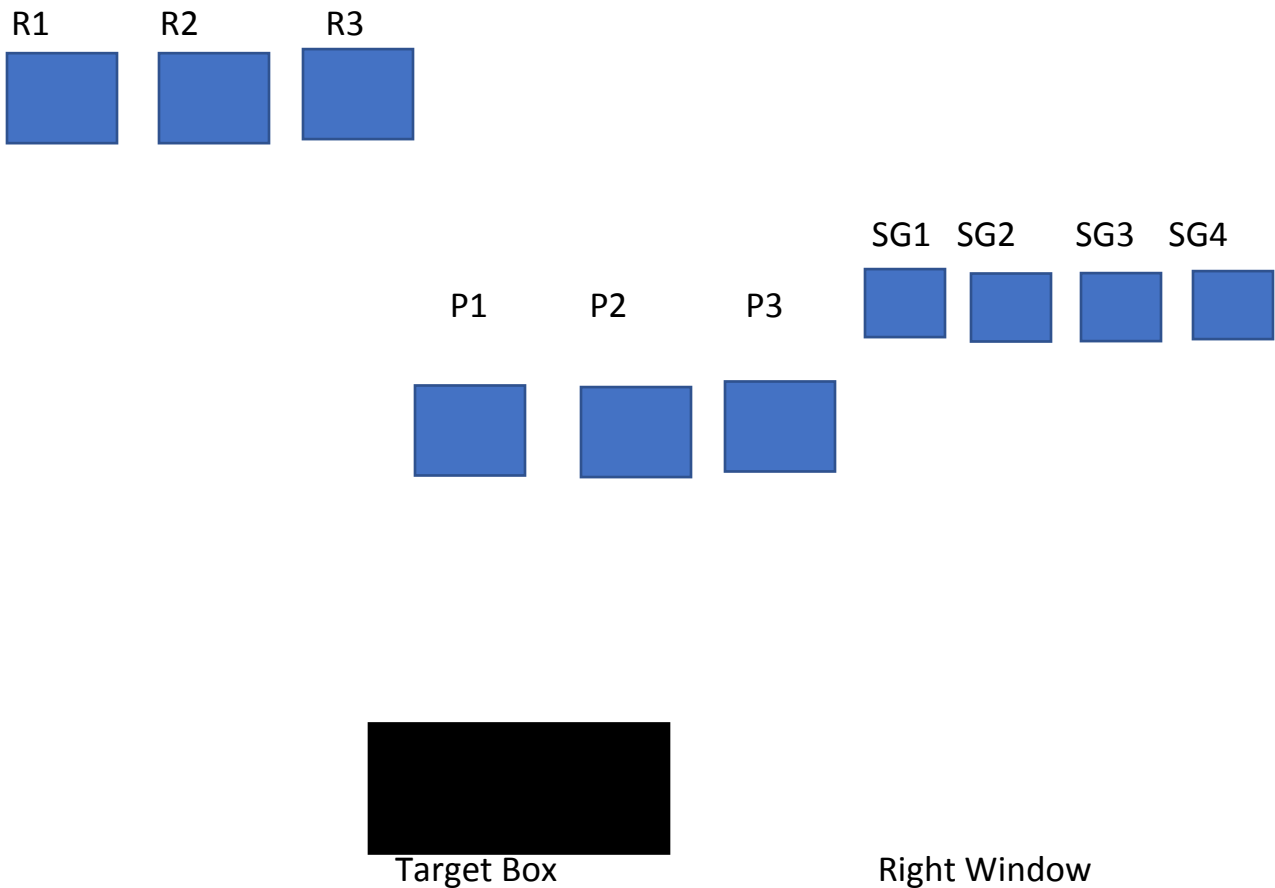
Happy New Year

Round Count: 10R-10-4+SG

Shooting Order: PP-R-SG

Staging: 2P-5 each holstered; R10- rounds on target box; SG in right window.

Shooter starts in jail cell with door open. Indicate ready by saying the line, **“I’m not spending New Year’s in jail”**. ATB, move to target box; with pistols, engage targets with a 2-3-5 sweep from either direction. Repeat pistol instructions with rifle. Move to right window; shoot SG targets any order.



Stage 5 - Boot Hill

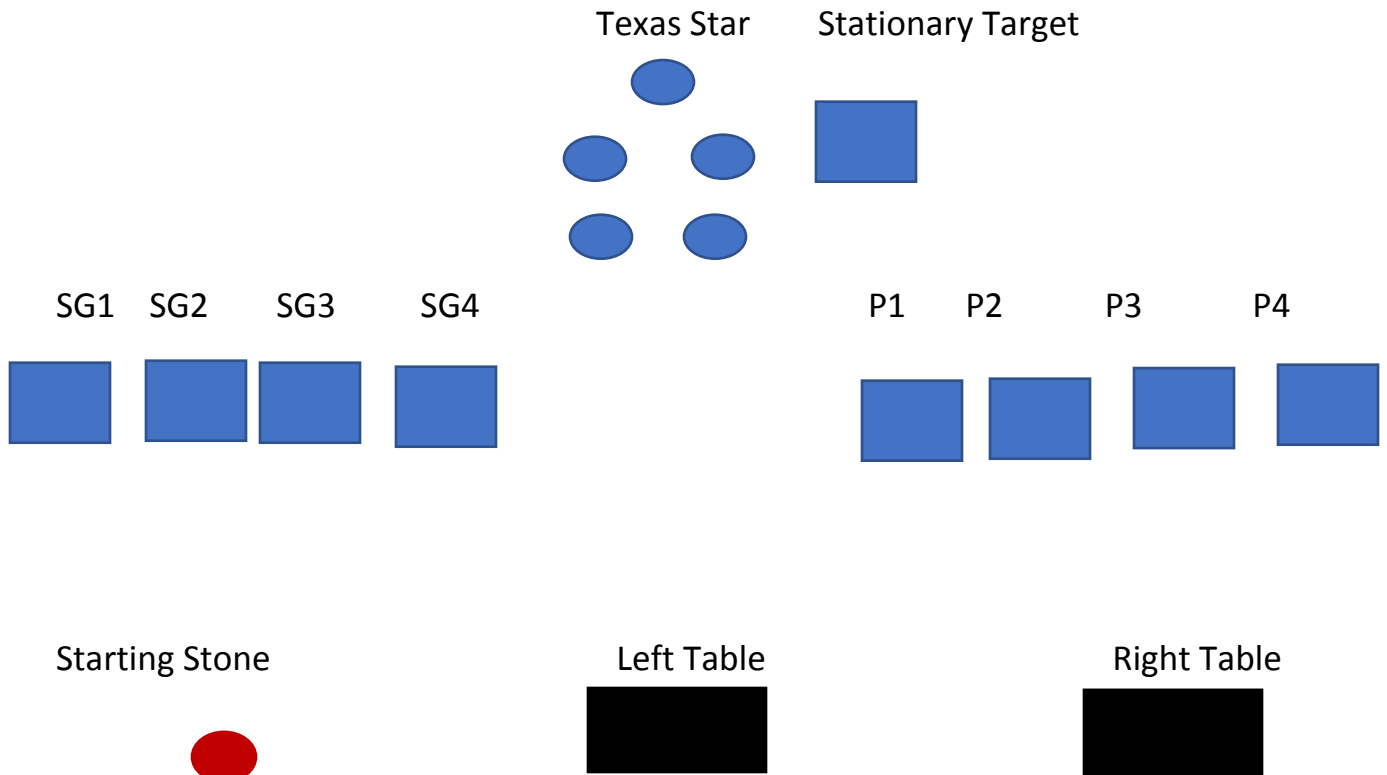
Happy New Year

Round Count: 10P-10R-4+SG

Shooting Order: SG-R-PP

Staging: 2P-5 each holstered; R10 rounds on left table; SG in both hands.

Shooter starts one foot touching starting stone SG in both hands. Indicate ready by saying the line, "**Happy New Year.**" ATB, engage SG targets any order. Move to left table; make SG safe. With rifle, clear the Texas star; place remaining rounds on stationary target. Make rifle safe on either table. Move to right table. Engage pistol targets with a 1-4-4-1 sweep either direction.



Stage 6 - Livery

Happy New Year

Round Count: 10P-10R-4+SG

Shooting Order: Shooters choice; SG last.

Staging: 2P-5each on table; R10 rounds on table; SG open empty on table.

Shooter starts at table hands flat on table. Indicate ready by saying the line, **“Happy New Year.”** ATB, engage pistol and rifle targets with a front to back Nevada sweep for 5 rounds then repeat. With SG engage SG 1 and 2. Move to right window; engage SG 3 and 4.

Rifle Targets



Pistol Targets



SG1

SG2

SG3

SG4



Table



Right Window