

## Stage 1 - Saloon

### North West Mounted Police

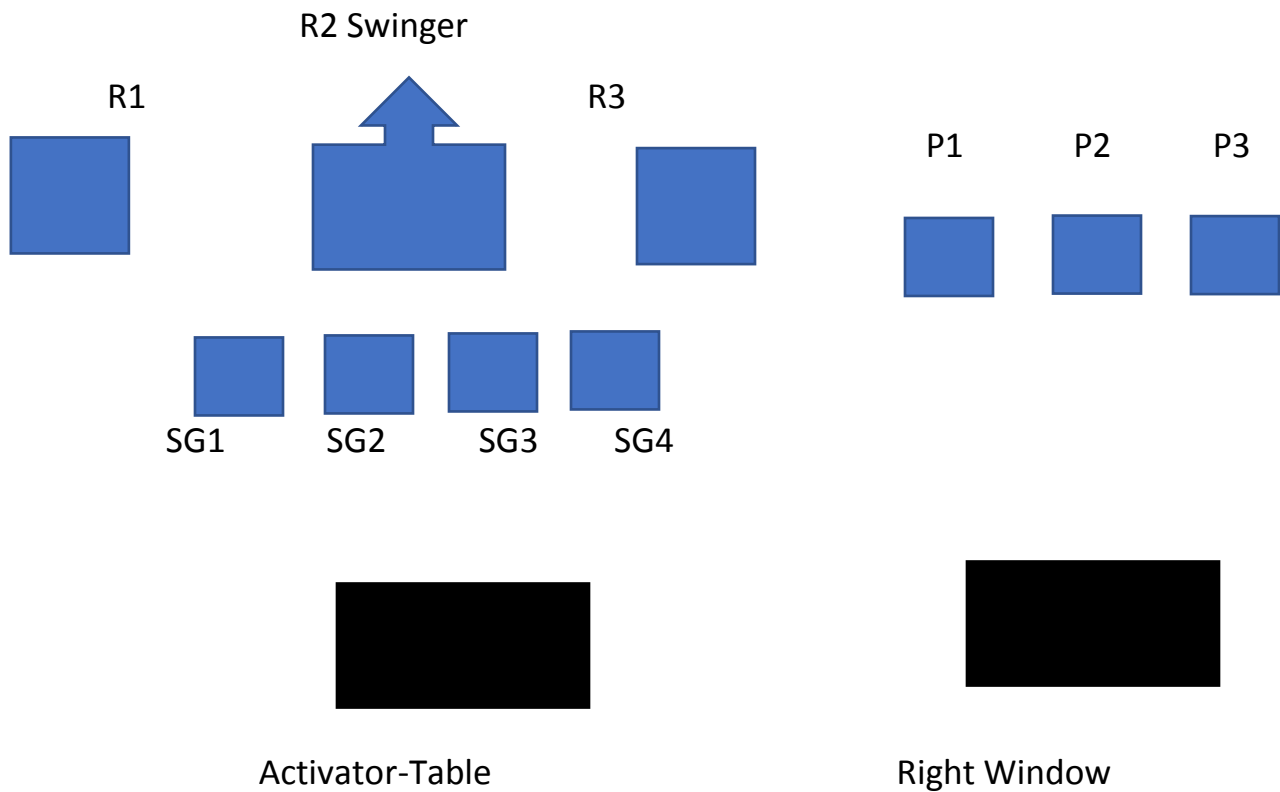
Texas Ranger Dusty Rivers has been sent to Canada to extradite the murderer Jacques Corbeau. Upon his arrival at Mounted Police Head Quarters, the Mounties have never seen anything like Dusty. One of them asks, "Why do you carry two pistols?" Dusty replies, "One shoots farther than the other."

Round Count: 10R-10P-4+SG

Shooting Order: SG-R-PP

Staging: 2P-5each holstered; R-10 rounds on table; 1 hand on actuator, 1 hand holding SG.

Shooter starts at center table 1 hand holding SG, other hand on actuator. Indicate ready by saying the line, "**One shoots farther than the other.**" ATB, activate swinger, engage SG targets any order. Make SG safe. With rifle, engage rifle targets with a 2-1-2 sweep from either direction then repeat. Both sweeps are from the same direction; no quad taps. Make rifle safe on table or right window. Move to right window; repeat rifle instructions with pistols.



## Stage 2 - Well

### Butch Cassidy and the Sundance Kid

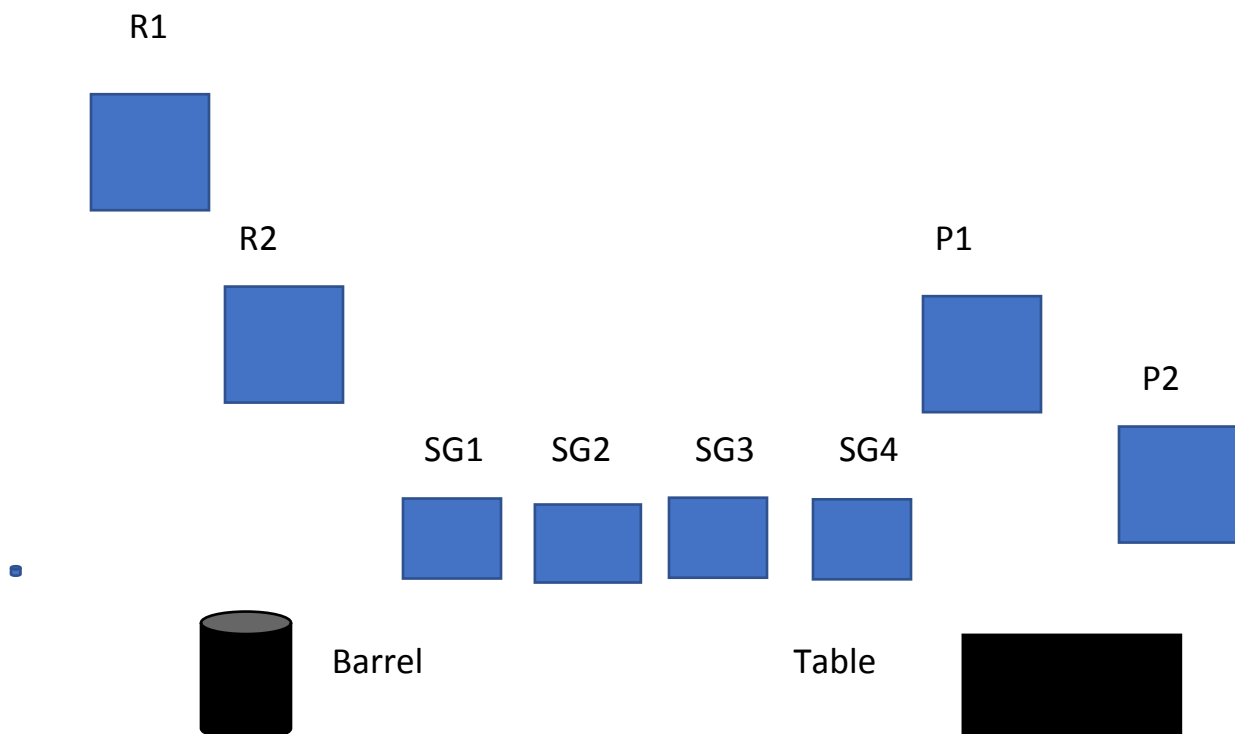
After the Super posse has been hired to track down and kill the Wild Bunch, Butch, Sundance, and Etta travel to Bolivia to the heart of the mining country. After getting off the train in the poorest looking city they have ever seen, an extremely upset Sundance tells Butch, "I can't believe I let you talk me into this!" Butch replies, "All of Bolivia can't look like this." Sundance yells back, "For all you know this could be the garden spot of the entire country; people could travel for hundreds of miles just to see this!" Butch tells Etta, "He'll feel better after he's robbed a couple of banks."

Round Count: 10-R-10P-4+SG

Shooting Order: R-SG-PP

Staging: 2P-5each holstered; R-10 rounds in both hands; SG on barrel.

Shooter starts at the barrel rifle in both hands. Indicate ready by saying the line, "**All of Bolivia can't look like this.**" ATB, with rifle, engage rifle targets with a regressive alternate: ex. 4-3-2-1 either direction. Make rifle safe on barrel; shoot SG targets any order. SG targets can be shot anywhere between the barrel and table. Make SG safe on barrel or table. Move to table; repeat rifle instructions with pistols.



## Stage 3 - Fort

### Searchers

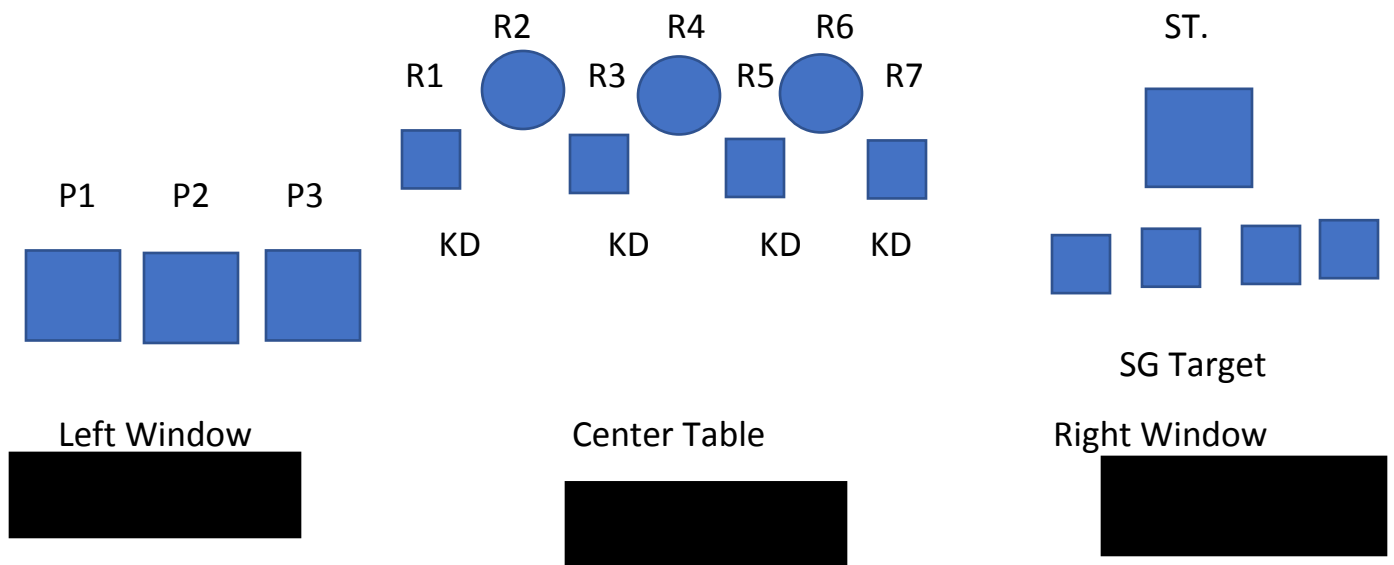
The War of Northern Aggression has been over for 3 years. No one saw Ethan at the surrender or since. The Edwards Family has given up hope of him ever returning home. Then, one afternoon he rides up still wearing his Johnny Reb coat and carrying his saber. After the homecoming welcome, Aaron asks him his plans. Ethan replies, "I plan on paying my own way," and then takes sacks of new twenty-dollar Yankee gold pieces from his saddle bags. Aaron asks, "You're not wanted for anything are you?" Ethan replies, "That'll be the day."

Round Count: 10R-10P-4+SG

Shooting Order: PP-R-SG

Staging: 2P-5each holstered; R-10 rounds on table; SG in right window.

Shooter starts a left window hands on pistols. Indicate ready by saying the line, "**That'll be the day.**" ATB, shooters choice, place 10 rounds on 3 targets any order. Move to center table; with rifle, sweep the targets 1-2-1-2-1-2-1 from either direction. Make rifle safe on table or right window. Move to right window; shoot SG targets any order. Rifle KD targets left standing can be made up on stationary target.



## Stage 4 - Jail

### The Adventures of Brisco County Jr.

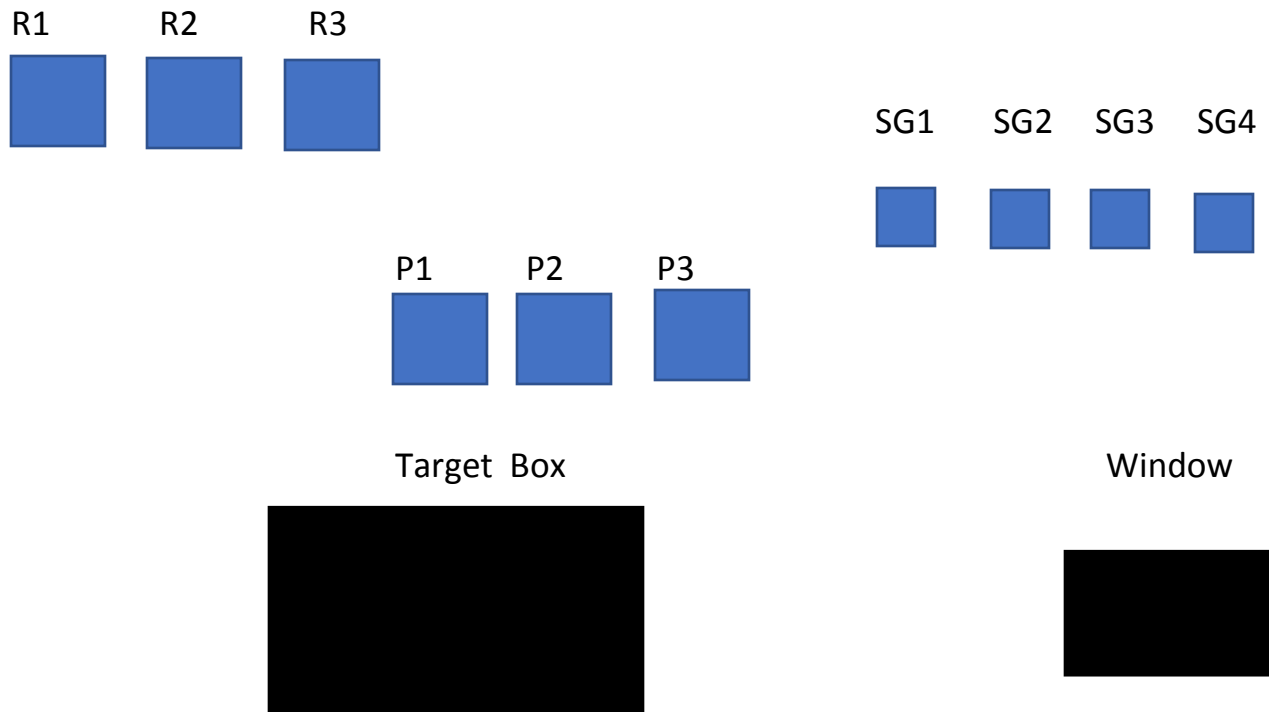
After 4 experimental motorized bicycles are stolen from the US government, Brisco and Bowler are hired to recover them. After capturing one of the bandits, it turns out he only speaks German. They take him to Professor Wickwire. The professor tells them that the Schwinn sisters speak German and that they are doing their blacksmithing routine at the saloon tonight. After seeing the sisters on stage, Bowler tells Brisco, "I never knew blacksmithing could be so entertaining."

Round Count: 10R-10P-4+SG

Shooting Order: PP-R-SG

Staging: 2P-5each holstered; R-10 rounds on target box; SG in window shelf or rack.

Shooter starts at the target box hands on pistols. Indicate ready by saying the line, "**I never knew blacksmithing could be so entertaining.**" ATB, with pistols, engage targets with a double tap Nevada sweep from either direction. Repeat pistol instructions with rifle. Make rifle safe on target box or right window. Move to window; shoot SG targets any order.



## Stage 5 - Boot Hill

### Last Stand at Sabor River

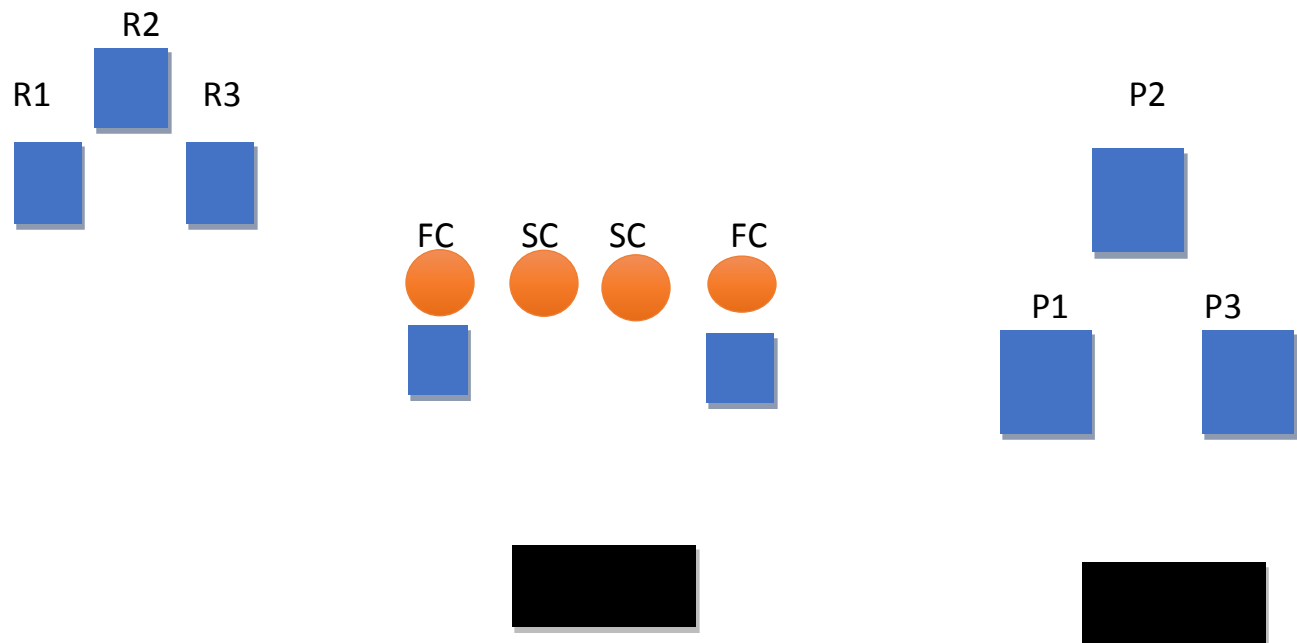
Cable and his family are almost home. As they sit by their camp fire, they hear a loud noise. Cable says, "It's a stampede. Take cover." A few moments later a heard of horses runs through their camp. Then a young woman and three cowboys ride up. She says, "The thunder spooked our horses and we had no idea anyone was camping this far off the wagon road." When the Kidston Brothers find out its Cable, they tell him his land had been confiscated by the Union Army and to move on. Cable draws and tells them that he is back and he is staying. Duane asks, "You think you can drop us all?" Cable replies, "You're first. He's next. Do you care what happens after that?"

Round count: 10R-10P-4+SG

Shooting order: R-SG-PP

Staging: Rifle 10 rounds in both hands; SG open empty on center table; 2 Pistols 5 rounds each holstered.

Shooter starts at left side or gate with rifle in both hands. Indicate ready by saying the line, "**You're first. He's next.**" ATB, with rifle, place 2 rounds each on R1 and R3 any order then 1 round on R2 then repeat. EX 2-2-1 Repeat. Move to the left table; make rifle safe on table. Shoot SG targets any order. A miss on flying clays can be made up on stationary clays. Misses can be made up at any time. Make SG safe on either table. Move to right table; repeat rifle instructions with pistols.



## Stage 6 - Livery

### Gunsmoke

Matt and Festus have tracked down a murder suspect. When Matt tells him to open the barrels on his wagon, he draws. Festus shoots him then tells Matt, "I knowed he was your pigeon, but he was flying my way."

Round Count: 10R-10P-4+SG

Shooting Order: R-PP-SG

Staging: 2P-5each holstered; R10 rounds in left window; SG in right window.

Shooter starts at left window hands on pistols. Indicate ready by saying the line, "**I knowed he was your pigeon, but he was flying my way.**" ATB, with rifle, engage targets with a progressive Vigilantly sweep; place 10<sup>th</sup> round on coffin target. Ex 1-2-1-2-3-1-2-3-4- 10<sup>th</sup> round on coffin. Sweep can be from either direction. Make rifle safe in window or center table. Move to center table; Repeat rifle instructions with pistols. Move to right window; Shoot SG targets any order.

