



Catch the 3:10 to Christmas



Stage 1

3:10 to Christmas

The Saloon

Sheriff Santa Nickolas had a hot tip about how to capture the infamous outlaw Ben Wade. If he could find him, he would take Wade to Contention and put him on the 3:10 train to the territorial prison. According to the elf on the shelf, one of Wade's favorite aliases was "the Grinch who stole Christmas". Santa knew exactly where start looking for the Grinch. He was in River Bend just days ago.

Round count

10 pistol

10 rifle

4 + shotgun on your person

Shooting Order

rifle

pistol

pistol

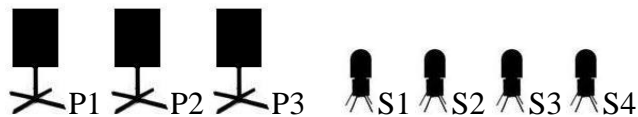
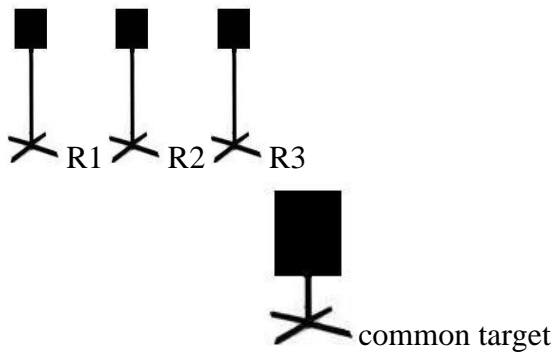
shotgun

Staging

Rifle on left window and shotgun staged on center table. Two pistols loaded with five rounds each and holstered

Procedure

Start standing at left window with a wanted poster in each hand. When ready, drop the posters and say the line, **“They really are one in the same.”** At the beep, shoot rifle targets in a 9 round continuous Nevada sweep from either direction, then put the tenth round on the Grinch target. Safely down the rifle. After moving to door - put the first round on the Grinch. then shoot 9 round continuous Nevada sweep on 3 pistol targets. Nevada sweep from either direction on pistol targets. Shoot shotgun targets until down.



Stage 2

3:10 to Christmas

The Jail

Upon his arrival in River Bend, Santa learns that the Grinch has been locked up for attempting to steal candy canes from Ophelia Payne. Since she is 3'-7" tall, the Grinch assumed she was a child. He was wrong. She called him out and then cuffed him on his ear with her gun butt. The Grinch and Santa meet up at the jail. Santa is determined to escort the Grinch to Contention to catch the 3:10 train.

Round count

10 pistol
10 rifle
4+ shotgun on your person

Shooting Order


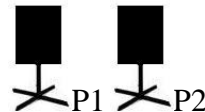
rifle
shotgun
pistol
pistol

Staging

Rifle and Shotgun staged on target box. Two pistols loaded with five rounds each and holstered.

Procedure

Shooter starts beside seated Grinch inside closed cell door. Both hands are touching Grinch who may be positioned sitting anywhere the shooter likes. Shooter indicates ready by saying the line **“Don't steal candy from short people.”** At the beep, move to target box and shoot the pyramid rifle targets with two clockwise sweeps beginning on the top target. Put open and empty rifle on the box. Watch the 170. Take shotgun and shoot first two shotgun targets through door, move to window and shoot the last two targets. Misses can be made up from anywhere. With pistols, shoot 5 rounds on each pistol target in any order.



Stage 3 cemetery

3:10 to Christmas

The Train

A sudden snow storm stops the train at the Contention Station. The only thing that's clear is that this train is going to go nowhere for days. While Santa is musing about what to do next, the bushwhacking Nutcracker Prince shows up to rescue Wade. In the process, he opens fire on Santa. The wind is whipping the snow into blinding flurries in, around, and all through the gun fight. Who knows where the bullets are going? Gun sights are useless. Spotters - wake up - and be ready to count.

Round count

- 10 pistol
- 10 rifle
- 2 + shotgun on your person

Shooting Order

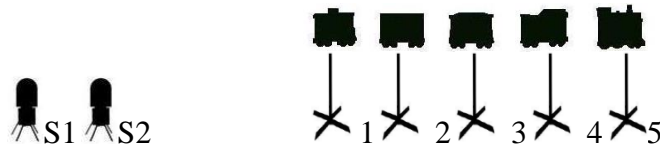
- pistol
- pistol
- rifle
- shotgun

Staging

Rifle and Shotgun staged on table . Two pistols loaded with five rounds each and holstered.

Procedure

Shooter starts standing behind the table with hands shielding eyes. Shooter indicates ready by saying the line **“I can't see my sights”** At the beep, with pistols, shoot a double tap sweep on the train targets from either direction. Holster, and with rifle, repeat pistol instructions. Return open and empty rifle to the table. Shoot shotgun targets until down. All guns must be shot "Outlaw" style without the use of sights.



Stage 4 stable 3:10 to Christmas The Sleigh

There is no break in the snow and the clock rolls around the 3:10. What to my wondering eyes should appear but a large sleigh pulled by nine medium sized reindeer. More rapid than eagles, his coursers they flew, bringing with them a cheery cherry colored light. Who needs a train when you have Rudolph with his nose so bright? We are off to Yuma guessed it - the North Pole. Merry Christmas to all - even the Grinch.

Round count

10 pistol

10 rifle

4 + shotgun on your person

Shooting Order

rifle not last

Staging

All guns staged on Sleigh shelves

Procedure

Shooter starts sitting on Comet with hands anywhere - anywhere at all, even touching ammo - but guns must be flat on shelves. Say the line **“Merry Christmas to all!”**. At the beep, engage the rifle targets - Triple tap one end target, double tap the middle target, triple tap the other end and double tap the middle. (1-1-1-2-2-3-3-3-2-2) Put the rifle open and empty on the shelf. Shoot the four shotgun targets in any order. Shoot pistols according to rifle instructions. Return pistols to shelf or leather. Shooter can stand anytime after the beep if desired.

