

Stage 1 - Saloon - Blazing Saddles

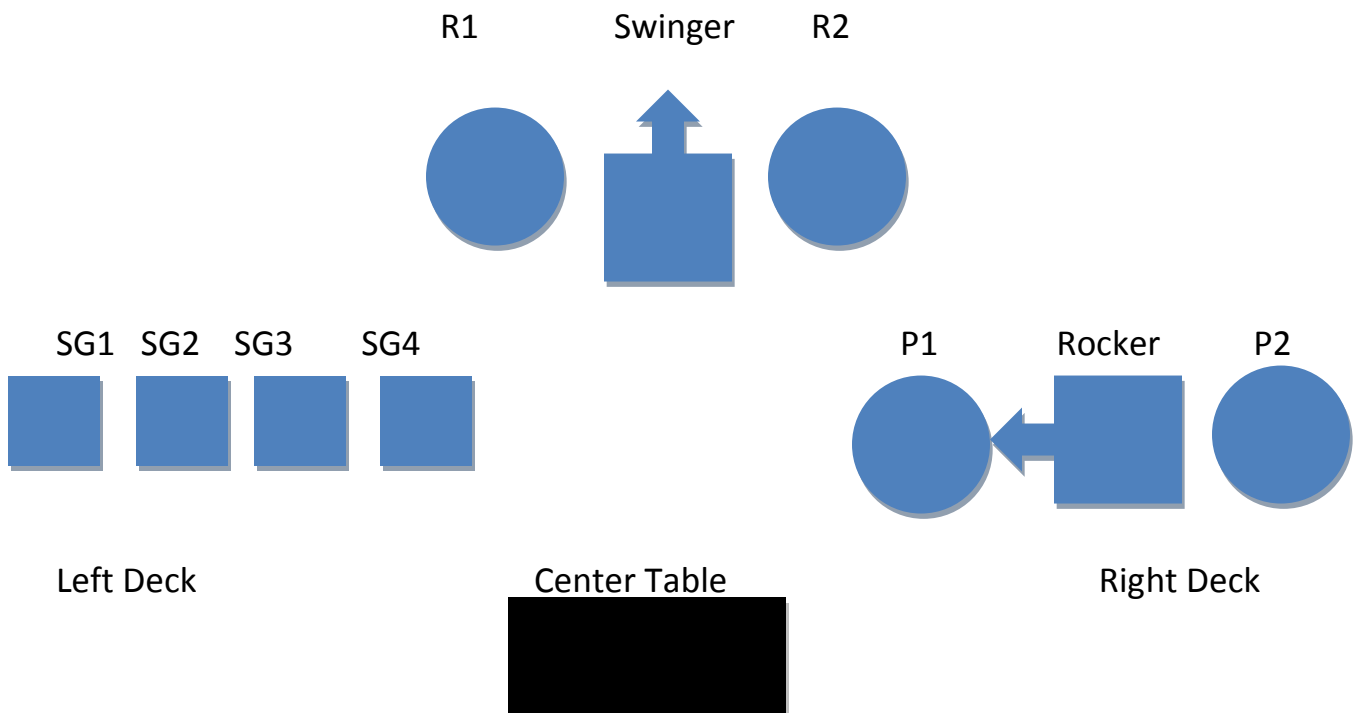
Quick sand was found at end of the track. The foreman tells Mr. Taggart that he will send down a team of horses to check it out. Mr. Taggart yells, "Are you crazy? We can't afford to lose any horses."

Round Count: 10R-10P-4+SG

Shooting Order: SG-R-PP

Staging: 2P-5 each holstered; R-10 rounds on center table; SG in both hands at left window.

Shooter starts on left deck SG in both hands. Indicate ready by saying the line, "Are you Crazy?" ATB, engage SG targets any order. Make SG safe in window or center table. Move to center table. Activate swinger, then place 10 rounds on the round stationary targets. Each target must be engaged at least once. Hitting the swinger is a miss. Missing the round target is a miss. Make rifle safe on table or right window. Move to right window. Activate rocker and repeat rifle instructions with pistols.



Stage 2 - Well - Gunsmoke

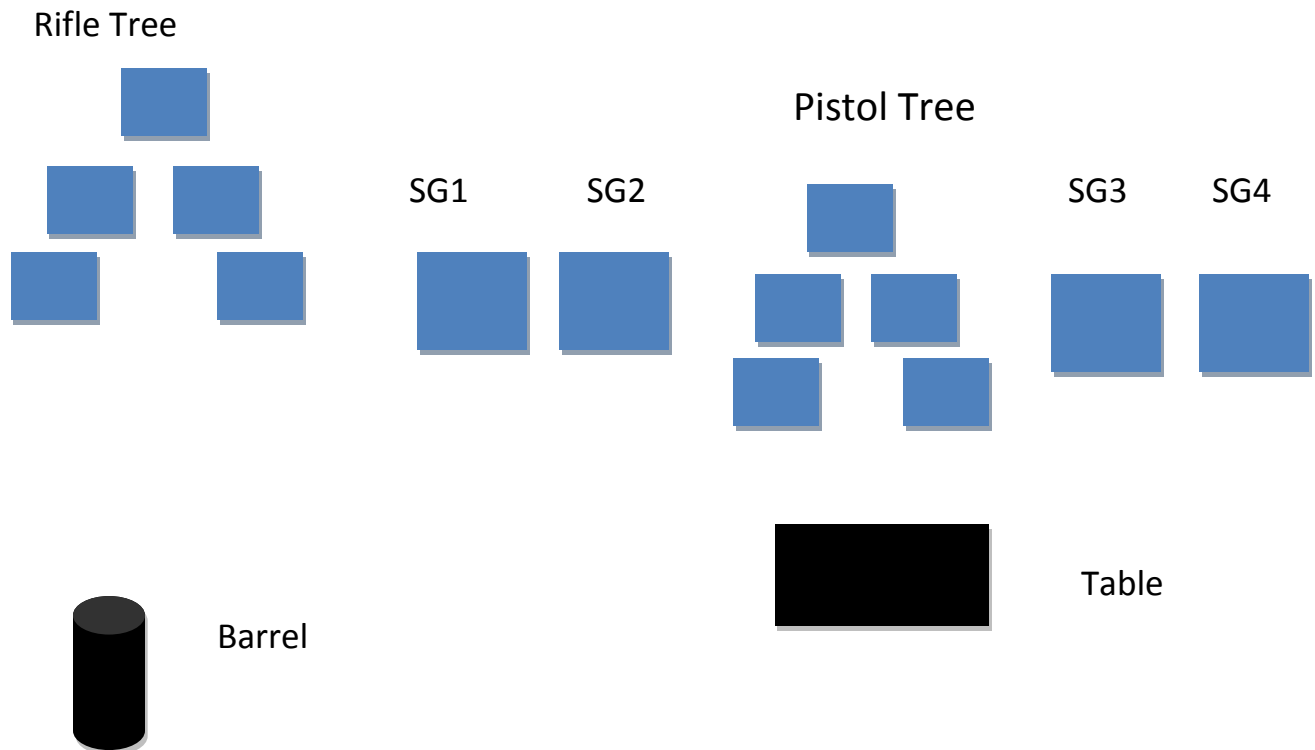
Festus's friend Buck is found guilty of murder and sentenced to hang. Festus knows he's innocent and breaks him out of jail. A lynch mob grabs them and takes them to the livery for the hanging. The two men are placed on horses. Festus tells Buck he has one hand free. Buck replies, "Well you can wave bye to them."

Round Count: 10R-10P-4+SG

Shooting Order: R-PP-SG

Staging: 2P- 5 each holstered; R10 rounds in both hands; SG open empty on table.

Shooter starts at barrel rifle in both hands. Indicate ready by saying the line, "Well, you can wave by to them." ATB, engage rifle tree with a vertical 2-1-2 sweep starting on the top target then repeat on the other side starting on the top target. Make rifle safe on barrel or table. Move to table; repeat rifle instructions with pistols. Then shoot SG targets any order.



Stage 3 - Fort - Gunsmoke

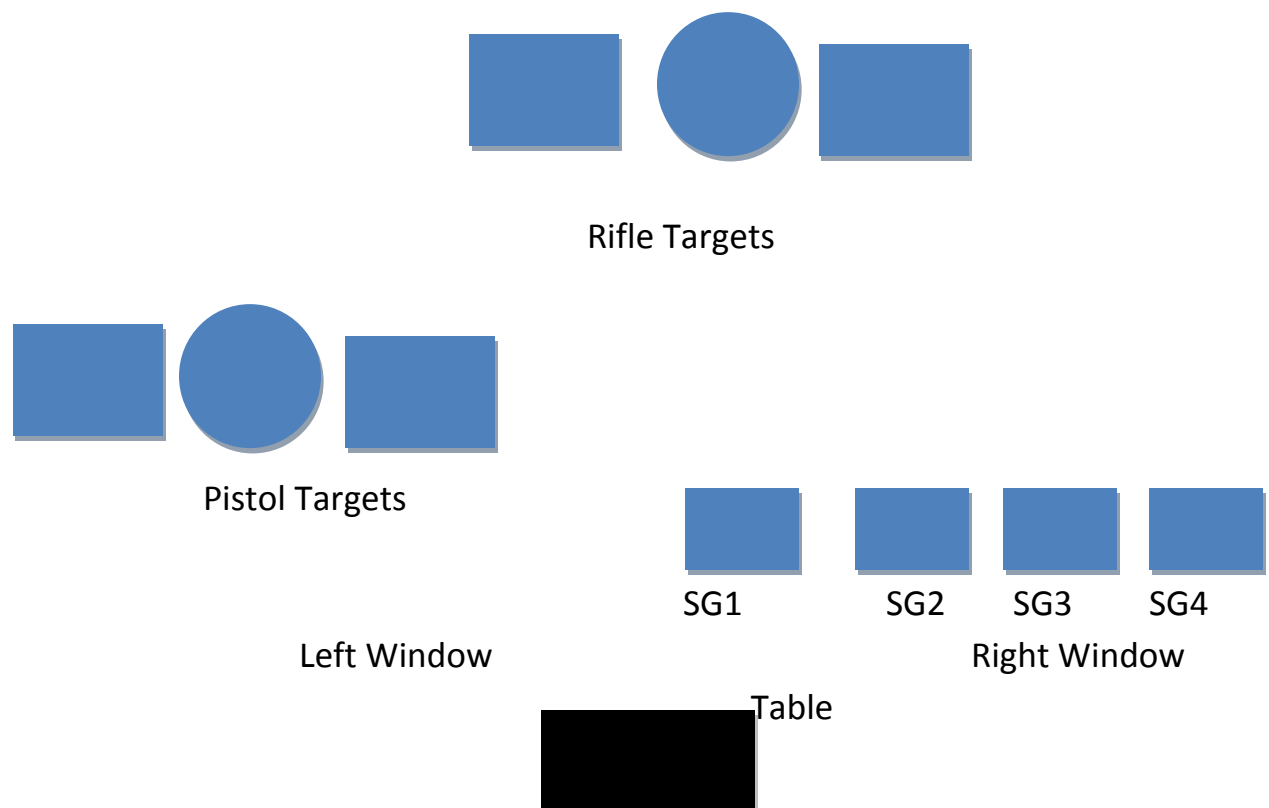
Marshal Dillon is on the trail of a murderer when he comes across another man on the same trail. The man says he has been after him for 2 months. Matt asks "Why?" The man replies, "To kill him." Matt replies, "I'm a US Marshal. I'm going to bring him in to stand trial." The man says, "I'll throw in with you to help track him down." Matt asks, "What's your name?" He replies, "Festus Haggan." Matt says, "The man I'm after is Jack Haggan. Are you related?" Festus says, "Yes, he's my Uncle Black Jack." When they find him, Matt tells Festus to stay with the horses. Festus says, "I done told you I wouldn't shoot him; I've seen lots of shootin', but I ain't never seen a hanging, not in my whole life."

Round Count: 10R-10P-4+SG

Shooting Order: PP-R-SG

Staging: 2P-5 each holstered; R10 rounds on table; SG open empty right window

Shooter starts at the left window hands on pistols. Indicate ready saying the line, "Not in my whole life." ATB, engage pistol targets with a 3-4-3 sweep from either direction. Move to table; repeat pistol instructions with rifle. Make rifle safe on table or right window. Move to right window; shoot SG targets any order.



Stage 4 - Jail - Gunsmoke

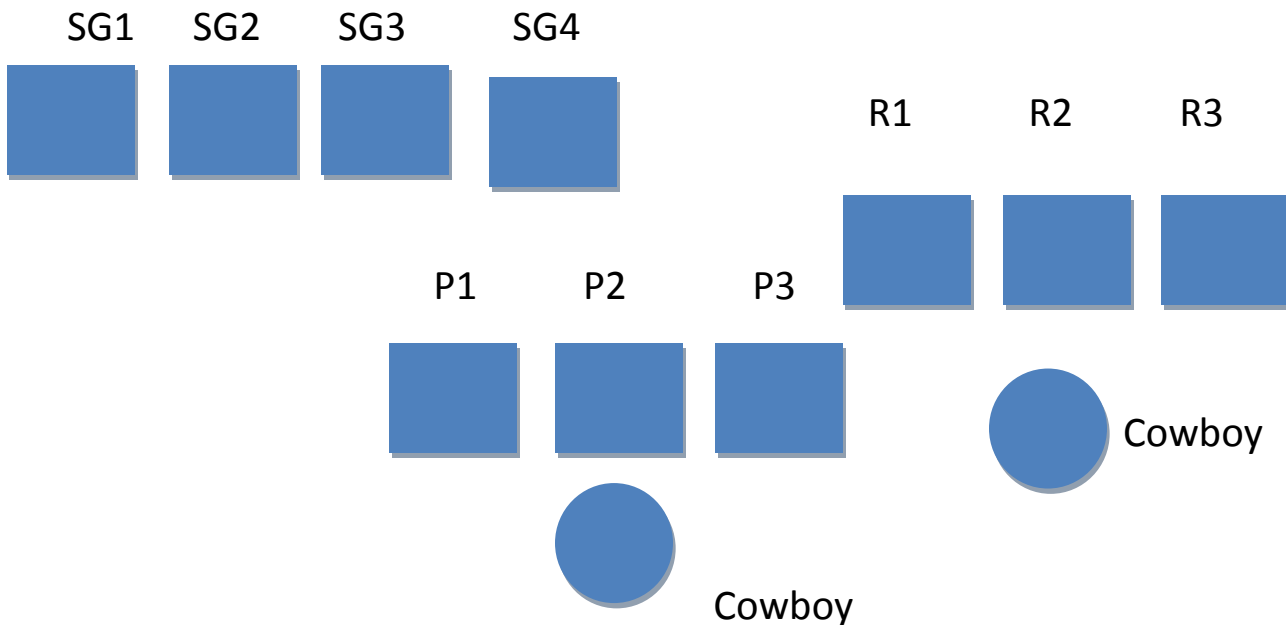
After Matt stops the lynching of Festus and Buck, the real murderer, Bob O' Riley, draws on Matt. Matt beats him to the draw and kills him then tells everyone involved to go home and be in his office the next morning at 9 o'clock. Chester tells him, "Sometimes I think you are too kind hearted to be a lawman." Matt replies, "I bet O' Riley don't think so."

Round Count: 10R-10P-4+SG

Shooting Order: R-PP-SG

Staging: R 10 rounds in window; 2P 5 each holstered; SG open empty on target box

Shooter starts at right window hands flat on shelf. Indicate ready by saying the line, "I bet O'Riley don't think so." ATB, engage rifle targets 4 rounds on the cowboy then sweep the back targets 2 times from either direction both times. Move to opening; repeat rifle instructions with pistols. Then shoot SG targets any order.



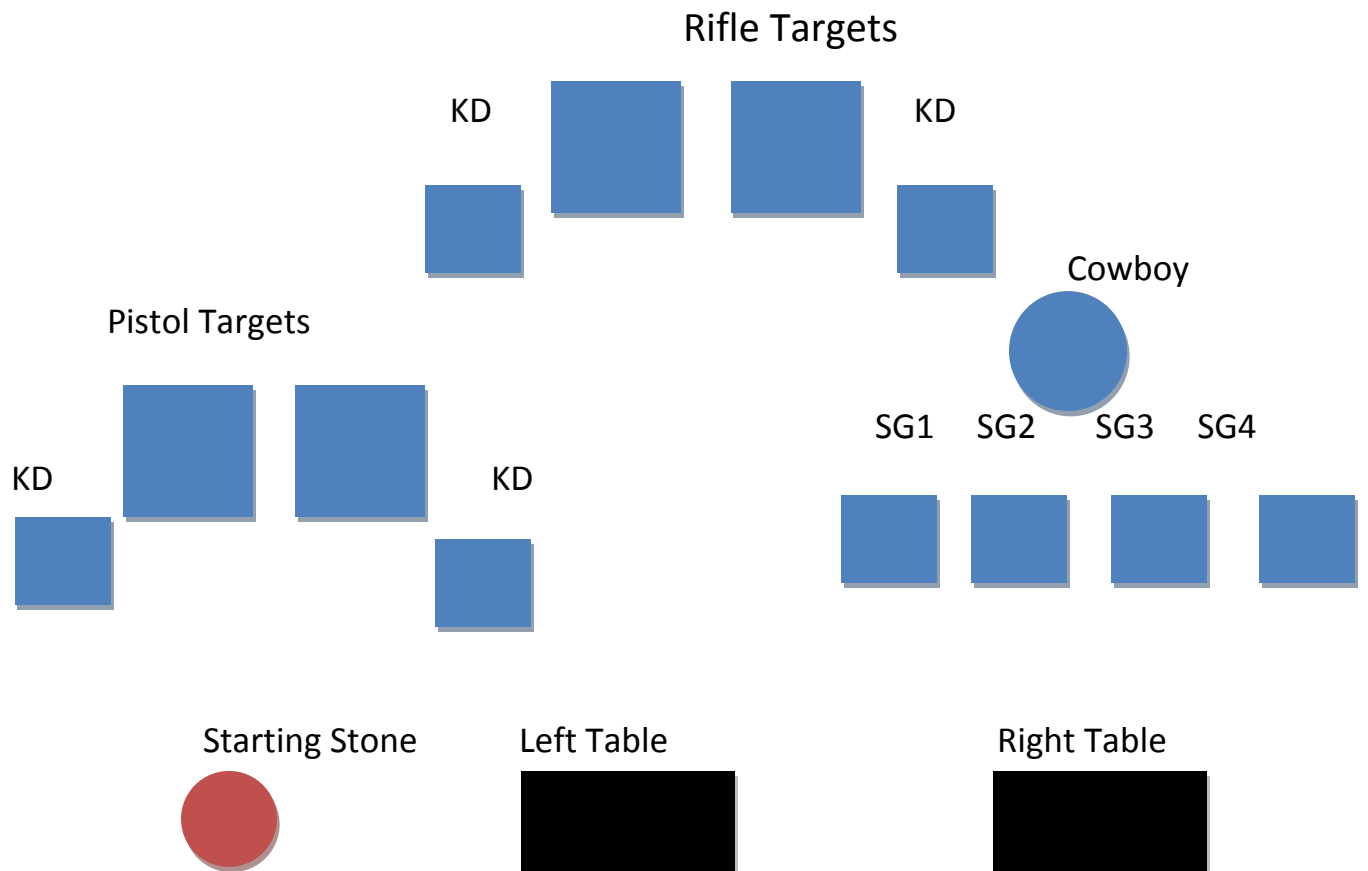
Stage 5 - Boot Hill - Blazing Saddles

After two of the workers drive a handcar into the quick sand, Mr. Taggart ropes it and pulls it out. Then he says, "Dang that was lucky. Doggone near lost a four hundred dollar handcar."

Round Count: 10R-10P-4+SG Shooting Order: PP-R-SG

Staging: 2P-5Each Holstered; R10 on left table; SG open empty on right table.

Shooter starts one foot touching starting stone. Indicate ready by saying the line, "Dang that was lucky." ATB, engage either KD then double tap the stationary targets any order then repeat starting on the other KD. Ex: KD-2-2- KD-2-2. Move to left table; repeat pistol instructions with rifle. Make rifle safe on either table. Move to right table; shoot SG targets any order. Any pistol or rifle KD still standing can be made up on the cowboy.



Stage 6 - Livery - Monty Walsh

Monty and Chet were spending the longest and coldest winter ever in a line shack in the mountains. Chet had fallen in love with the lady that owns the hardware store in town. He was really missing her. One very cold night he asks Monty, "Have you ever been in Love?" Monty replies, "No. I've been a cowboy all my life."

Round Count: 10R 10P 4+SG

Shooting Order: R-SG-PP

Staging: 2P 5each holstered; SG open empty center table; R 10 rounds.

Shooter starts at left window hands on window frame shoulder height. Indicate ready by saying the line, "I've been a cowboy all my life." ATB, with rifle engage round target 3 times then square targets 1 time each then repeat. 3-1-1 then 3-1-1. Make rifle safe in window or table. Move to center table; shoot SG targets any order. Make SG safe on table or window. Move to right window; repeat rifle instructions on pistol targets.

