

## Stage 1 – Saloon - Paint Your Wagon

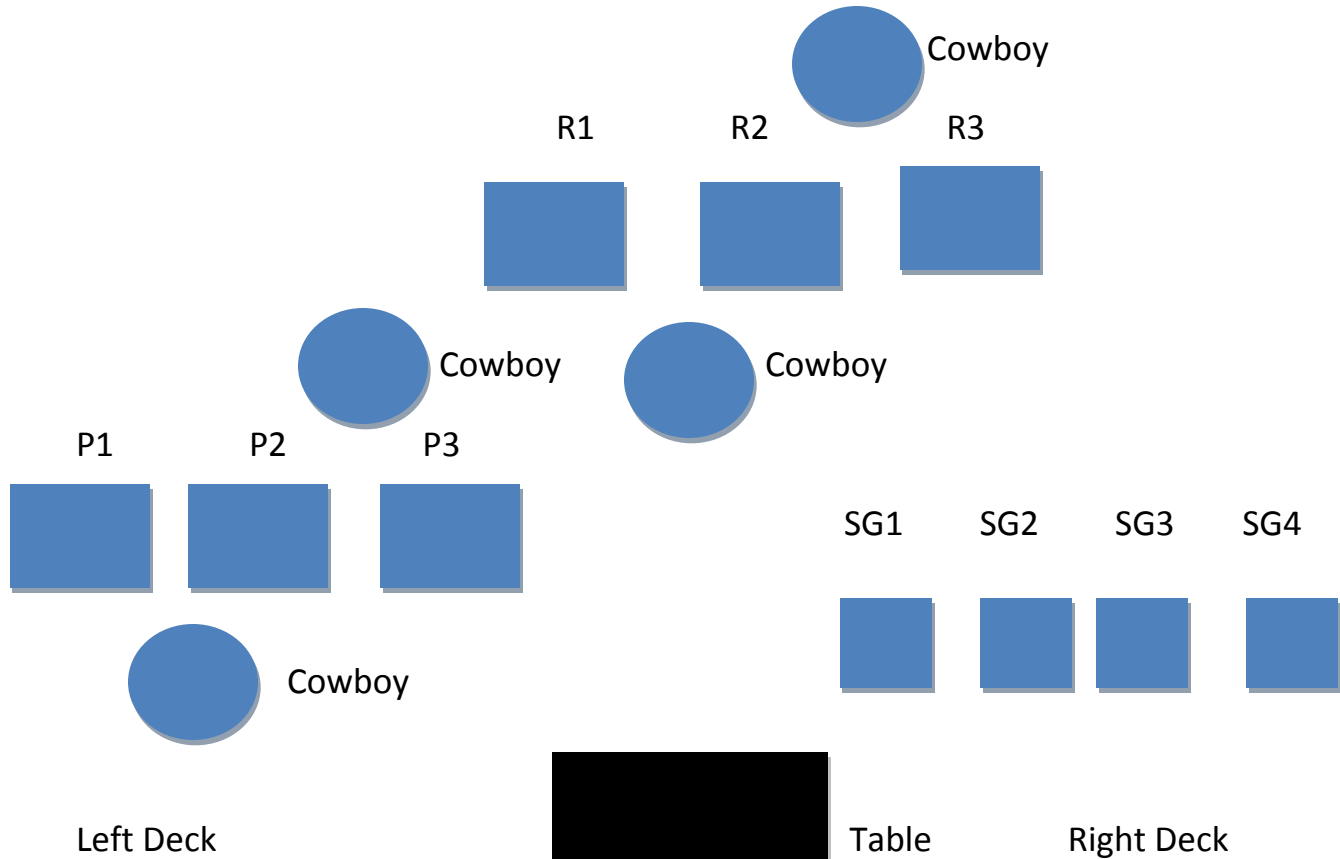
Ben Rumson wakes up after being drunk and thinks he sees a beautiful, young woman nursing a baby. He goes out and jumps into the river to sober up. He goes back to the hotel and she's still there. He goes out and tells Partner that there's a woman in Atwell's Hotel nursing a baby. Partner replies, "Yes, we're bidding on her now." Ben says, "Look, there's another one." Partner says, "That man is a Mormon, he has two wives." Ben replies, "I'll kill him."

Round Count: 10P-10R-4+SG

Shooting Order: PP-R-SG

Staging: 2P-5each holstered; R10 on center table; SG open empty in right window.

Shooter starts on left deck hands on pistols. Indicate ready by saying the line, "I'll kill him." ATB, place 2 rounds on the front cowboy, then sweep the square targets twice from the same direction, then place 2 rounds on the back cowboy. Move to table. Repeat pistol instructions with rifle; make rifle safe on table or right window. Move to right window; shoot SG targets any order.



## Stage 2 – Well - Blazing Saddles

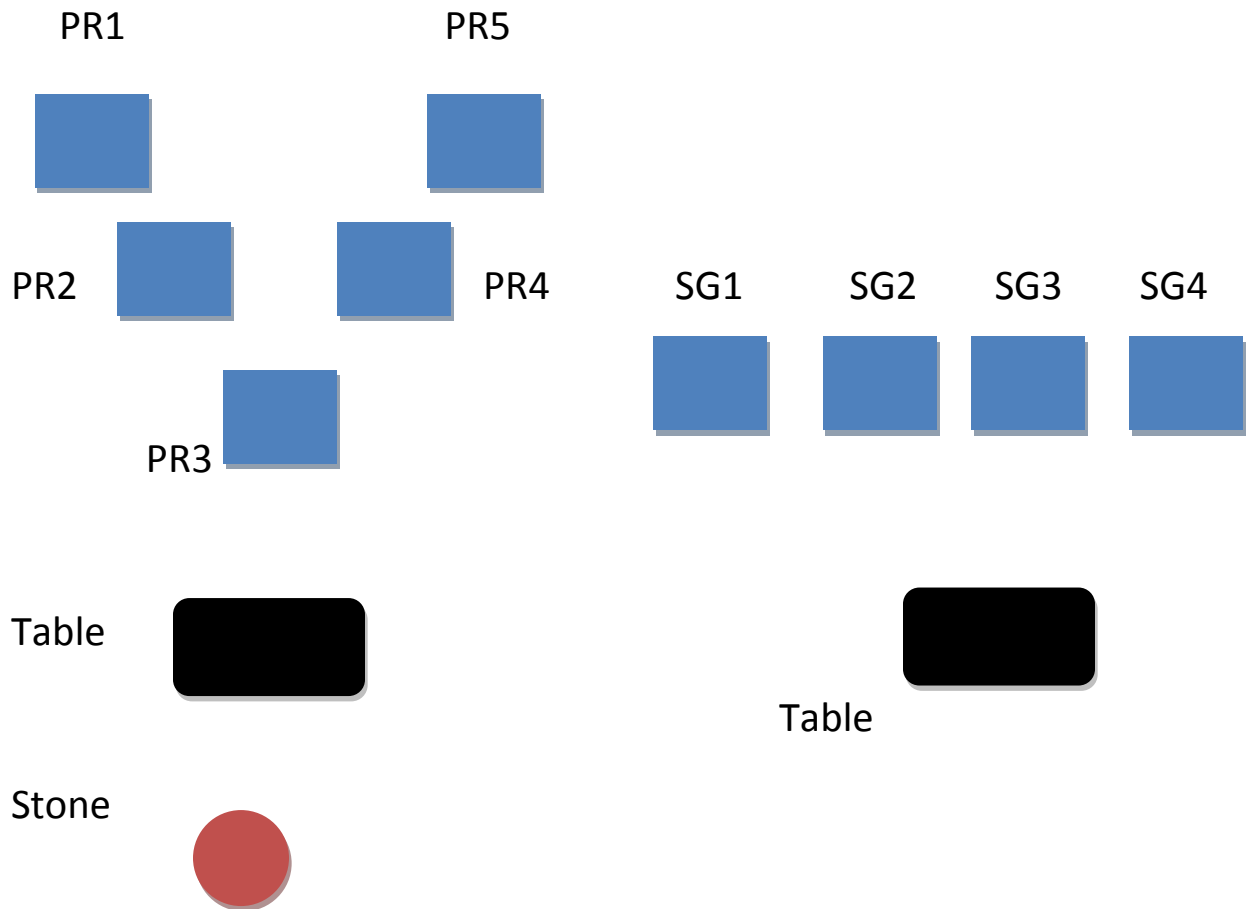
Quick sand was found at the end of the track. The foreman tells Mr. Taggart that he will send down a team of horses to check it out. Mr. Taggart replies, “Are you crazy? We can’t afford to lose any horses.”

Round Count: 10R-10P-4+SG

Shooting Order: R-PP-SG

Staging: 2P 5 each Holstered; SG on the right table; R in both hands

Shooter starts one foot touching starting stone, Rifle in both hands. Indicate ready by saying the line, “We can’t afford to lose any horses.” At the beep, engage Rifle targets 1on1 2on2 4on3 2on4 1on5, which is 1-2-4-2-1 sweep, from either direction. Move down range; place open empty rifle on table and repeat rifle instructions with pistols. Move to the right table; shoot SG targets any order.



### Stage3 - Fort - Support your local Sheriff

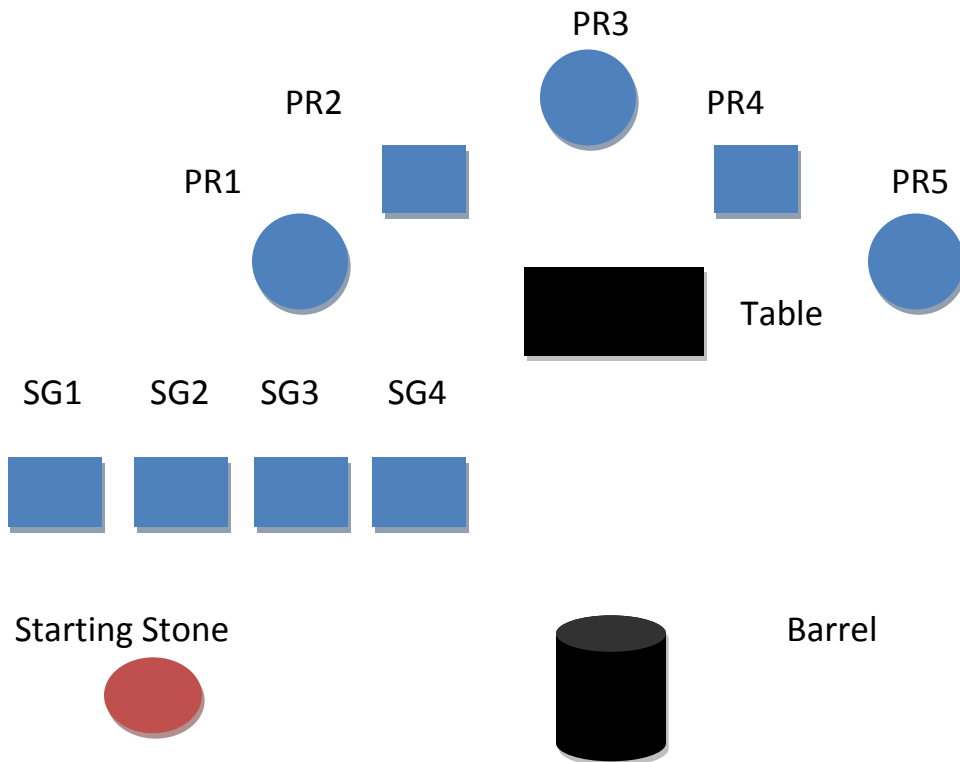
“That was close. Don’t ever walk up on my blind side like that again.”

Round Count: 10R-10P-4+SG

Shooting Order: SG-R-PP

Staging: Rifle 10 on the barrel; 2P 5 each holstered; SG open in both hands.

Shooter starts one foot touching stone SG in both hands. Indicate ready by saying the line, “That was close.” ATB, shoot SG targets any order place open empty SG on barrel. With rifle starting on PR3 shoot a 2-1-2 sweep either direction then repeat starting on PR3 in the other direction. Example PR3-PR2-PR1 then PR3-RP4- RP5. Make rifle safe on barrel or table move to down range table repeat rifle instructions with pistols.



## Stage 4 - Jail - The Magnificent Seven

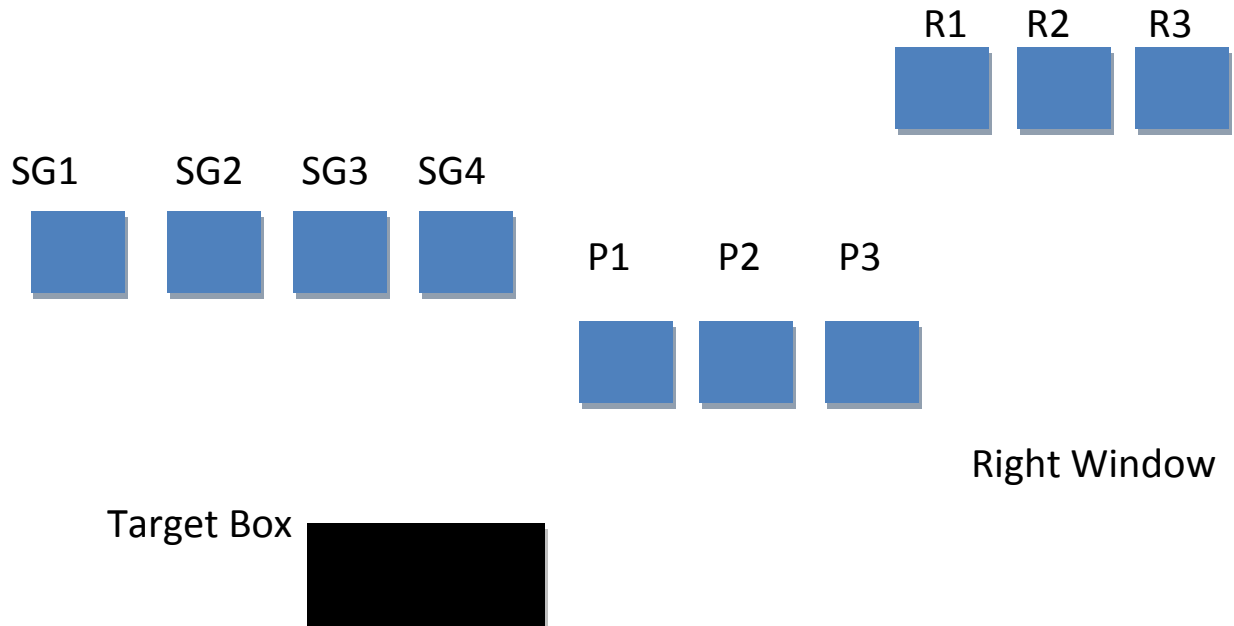
After arriving in the village, a small boy tells Chris that 3 of Calvera's men are watching them. Chris tells Britt he needs one of them alive. Chico and Britt get two of the men. The third jumps on his horse and rides off. As he is about to ride over the hill Brit takes aim and shoots. The man falls from his horse. Chico says, "That's the greatest shot I've ever seen." Britt replies, "The worst, I was aiming at the horse."

Round Count: 10R-10P-4+SG

Shooting Order: R-PP-SG

Staging: 2 Pistols 5 Rounds each holstered; Rifle 10 rounds in right window; SG open empty on target box.

Shooter starts at right window hands flat on window shelf. Indicate ready by saying the line, "I was aiming at the horse." At the beep, engage R2 two times then sweep the targets from either direction for a total of 5 rounds, then repeat. The sweep can be from either direction. Place open empty rifle on shelf. Move to opening; repeat rifle instructions with pistols. Then shoot SG targets any order.



### Stage 5 - Boot Hill - Monty Walsh

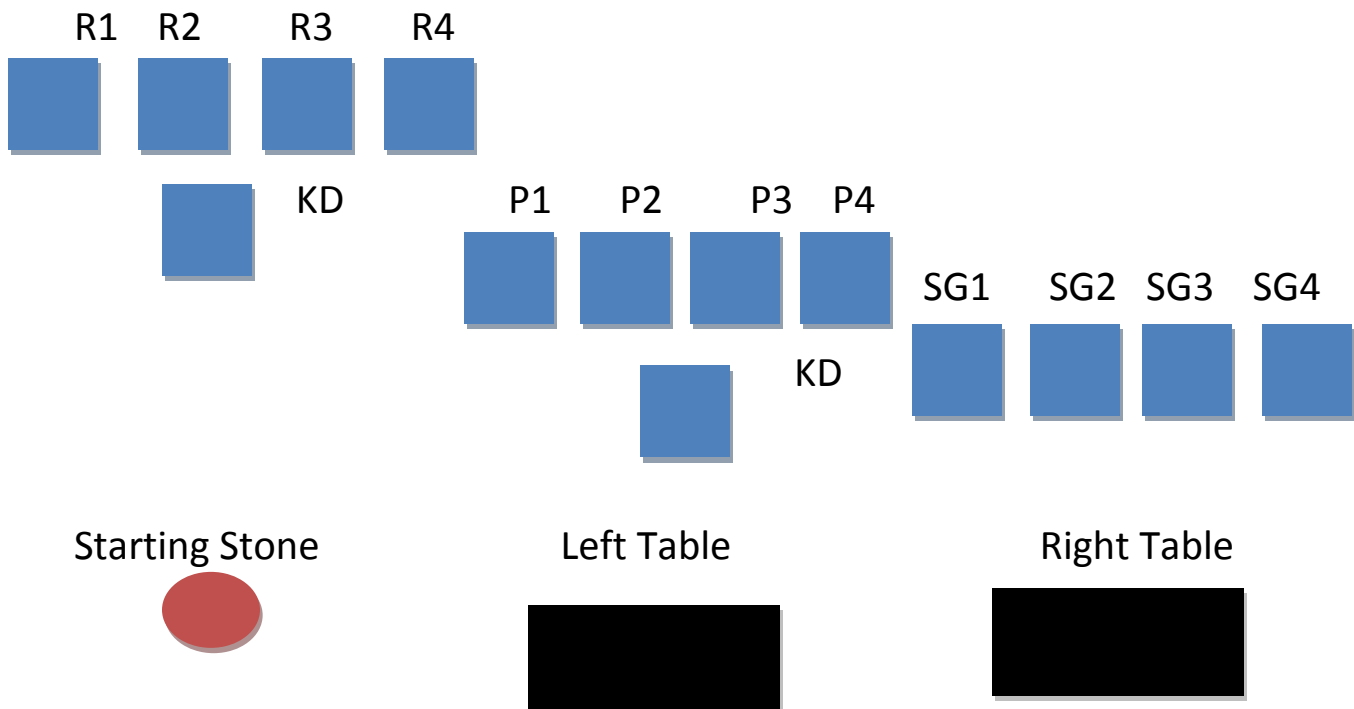
Monty and Chet were spending the longest and coldest winter ever in a line shack in the mountains. Chet had fallen in love with the lady that owns the hardware store in town. He was really missing her. One very cold night he asks Monty, "Have you ever been in Love?" Monty replies, "No. I've been a cowboy all my life."

Round Count: 10R-10P-4+SG

Shooting Order: R-PP-SG

Staging: R-10 rounds; 2P- 5 each holstered; SG open empty on right table.

Shooter starts one foot touching starting stone rifle in both hands. Indicate ready by saying the line, "I've been a Cowboy all my life". ATB with rifle shoot a progressive Vigilante Sweep place the 10<sup>th</sup> round on the knock down target. Example 12-123-1234-KD. Move to table. Place open empty rifle on left table; repeat rifle instructions with pistols. Move to right table; shoot any 2 SG targets. KDs left standing can be made up on the other 2 SG targets. If both KD's are down shooter only shoots 2 SG's.



## Stage 6 - Livery - Tombstone

After the shoot out at Mineral Springs, Doc's health takes a turn for the worse. Turkey Creek asks Doc, "Why are you doing this?" Doc says, "Because Wyatt is my friend." Turkey Creek says, "Hell, I got lots of friends." Doc replies, "I don't."

Round Count: 10P-10R-4+SG

Shooting Order: PP-R-SG

Staging: 2P 5 rounds each holstered; Rifle 10 rounds on center table; SG open empty on center table.

Shooter starts at left window hands on window frame. Indicate ready by saying the line, "I got lots of friends." At the beep, with pistols, shoot a continuous double tap clockwise rotation starting on any target. Move to table; repeat pistol instructions on rifle targets. Place open empty rifle on table; with SG shoot SG 1 and 2 from the table. Move to right window and shoot SG3 and 4.

