

Stage 1 - Saloon

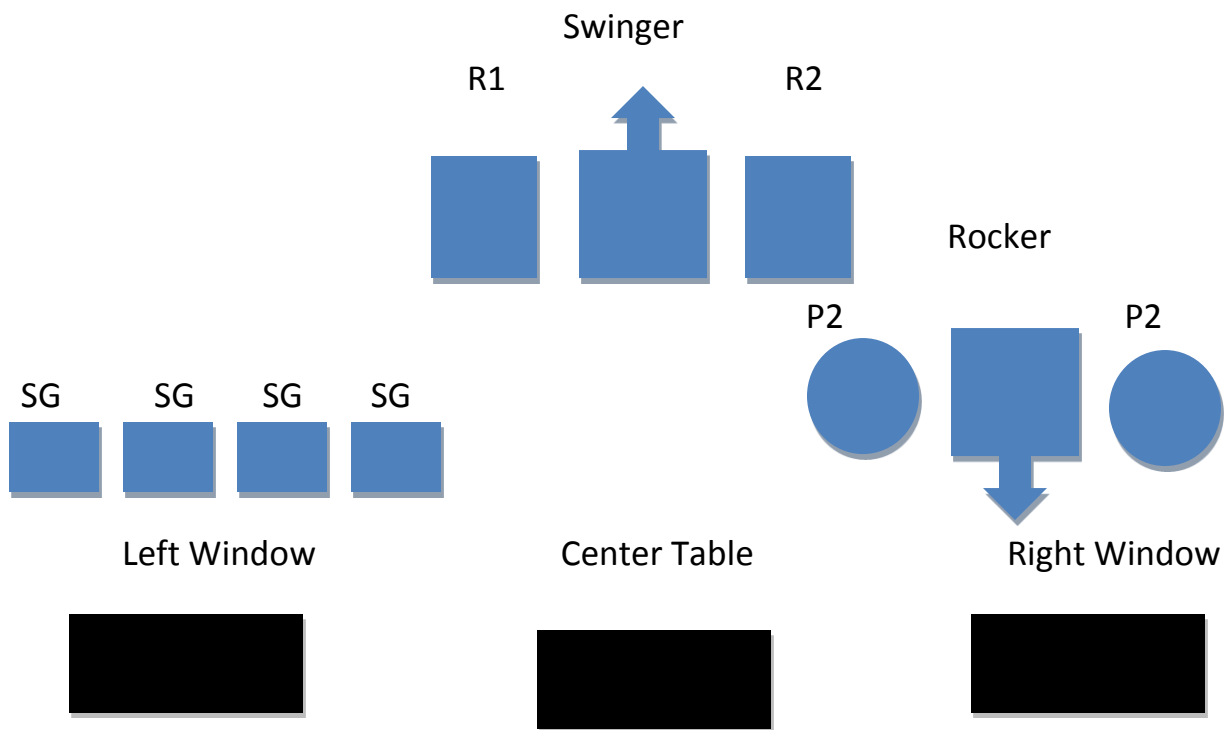
Happy New Year

Round Count: 10P-10R-4+SG

Shooting Order: SG-R-PP

Staging: 2P-5 Rounds each holstered; R-10 rounds on center table; SG in both hands on left deck.

Shooter starts on left deck SG in both hands. Indicate ready by saying the line, "Happy New Year." ATB, shoot SG targets any order; make SG safe in window or center table. Move to center table; activate swinger. With rifle, place 10 rounds on the stationary targets any order; each target must be engaged at least once. Hitting the swinger is a miss; missing the stationary target is a miss. Make rifle safe on center table or right window. Move to right window. Activate rocker; repeat rifle instructions with pistols.



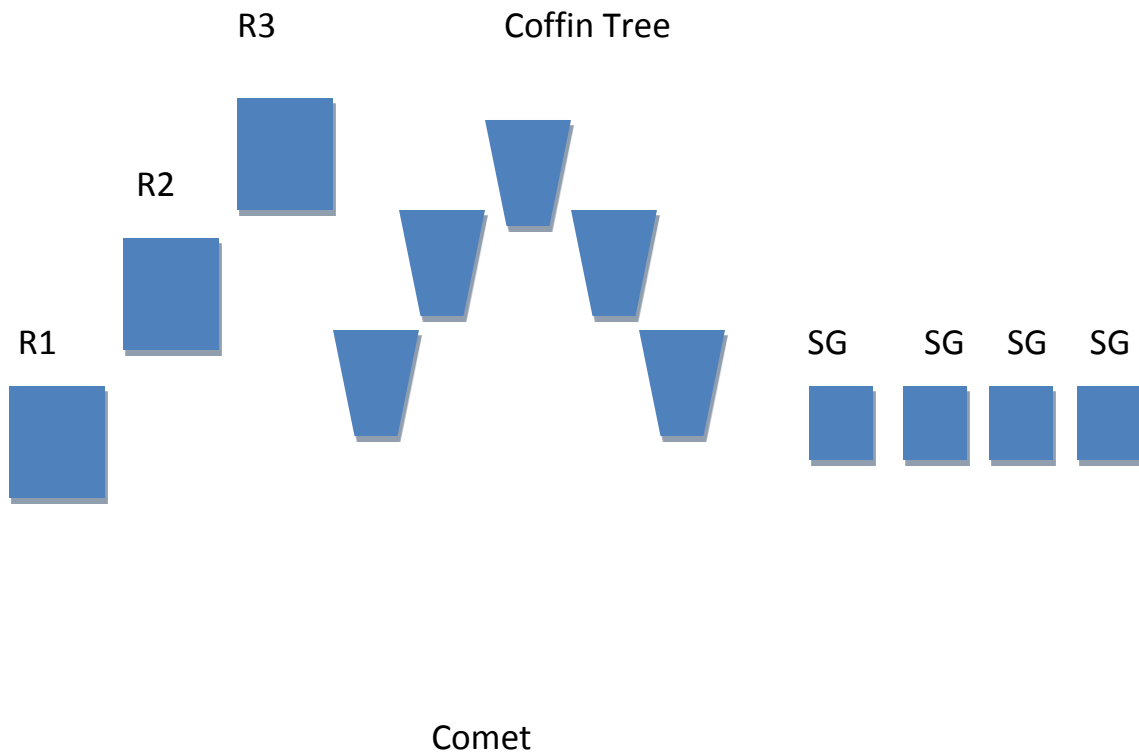
Stage 2 - Well

Happy New Year

Round Count: 10 P- 10 R- 4+SG Shooting Order: Shooter's Choice; rifle not last.

Staging: All guns on Comet; shooter starts seated on Comet, touching gun to be shot first.

Shooter starts seated on Comet, hands touching gun to be shot first. Indicate ready by saying the line, "Happy New Year." ATB, with rifle, if shot first, starting on the front target R1 shoot a 2-1-2 sweep then repeat starting on R1. With pistols, shoot a vertical 2-1-2 sweep starting on either bottom target of the coffin tree, then repeat starting on the other bottom target. With SG, shoot SG targets any order.



Stage 3 - Fort

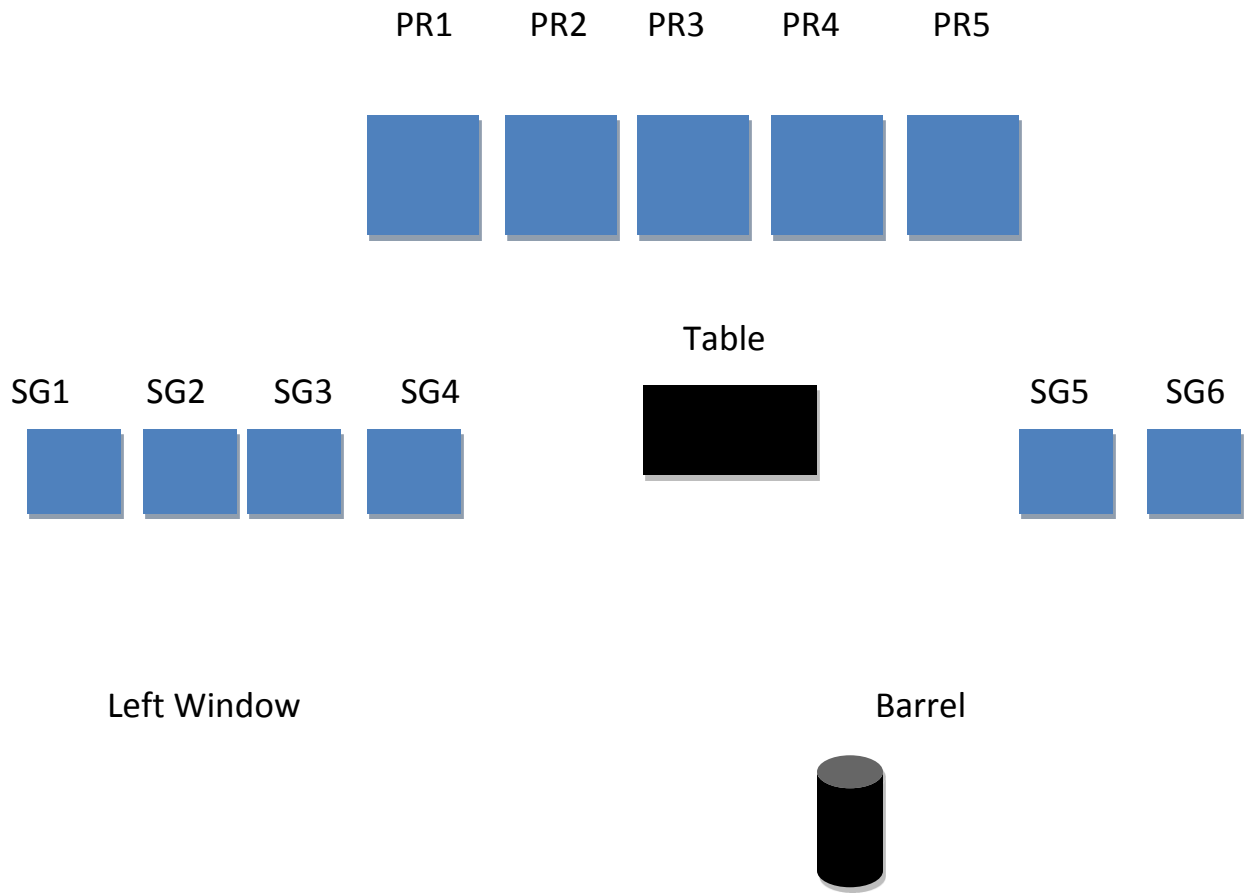
Happy New Year

Round Count: 10P-10R-6+SG

Shooting Order: SG-R-PP

Staging: 2P-5each holstered; R10-rounds on barrel; SG in both hands at left window.

Shooter starts at the left window, SG in both hands. Indicate ready by saying the line, "Happy New Year." ATB, shoot SG 1-2-3-4 any order; move to barrel, shoot SG 5-6 any order. Place open empty SG on the barrel. With rifle, sweep the rifle targets twice from either direction either time. Make rifle safe on barrel or down range table. Move to down range table; repeat rifle instructions with pistols.



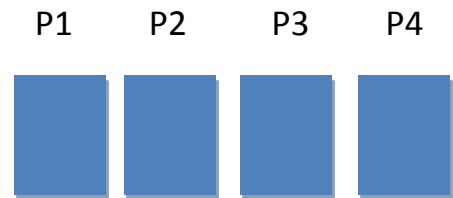
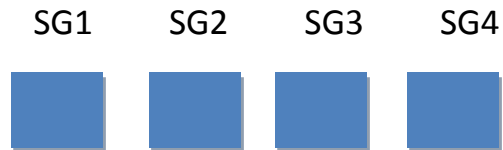

Stage 4 - Jail

Round Count: 10P-10R-4+SG


Shooting Order: PP-R-SG

Staging: 2P-5 each holstered; R-10 rounds on target box; SG open empty on target box.

Shooter starts at right window hands flat on window shelf. Indicate ready by saying the line, "Happy New Year." ATB, with pistols, engage targets with a cat herders sweep which is the same as a Nevada sweep but double tapping the end targets 2-1-1-2-1-1-2. Move to target box; repeat pistol instructions with rifle. Place open empty rifle on box; shoot SG targets any order.



Target Box



Right Window

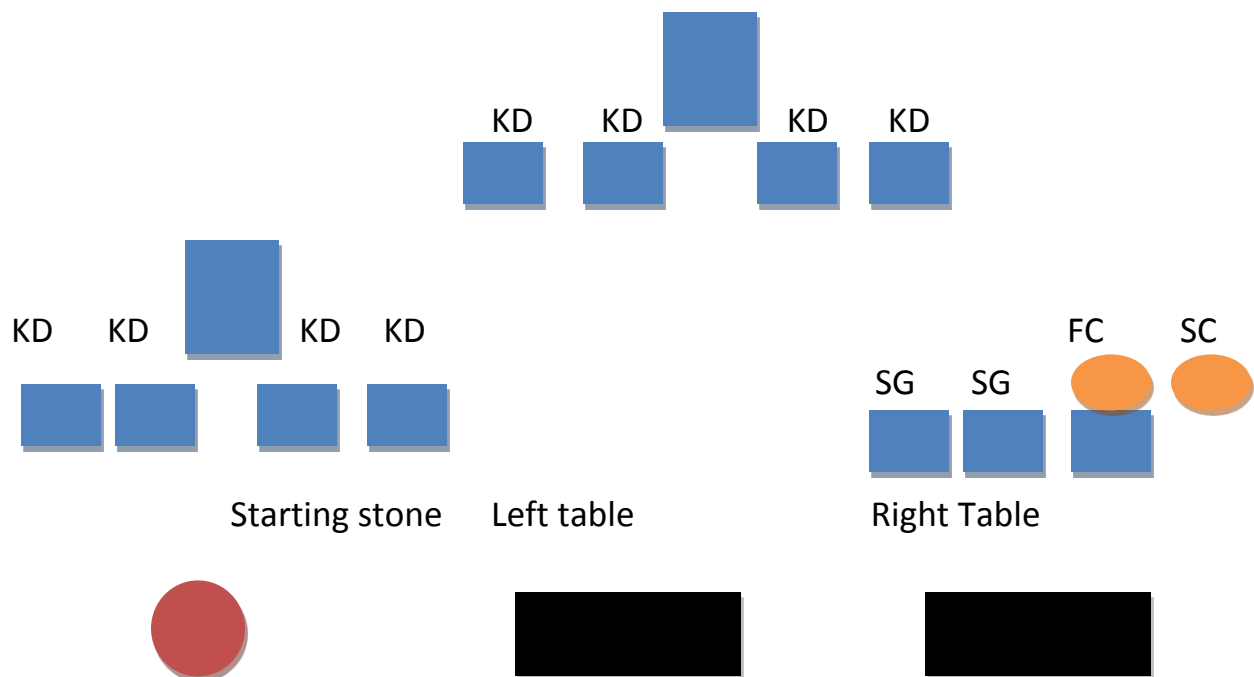
Stage 5 - Boot Hill

Round Count: 10P-10R-4+SG

Shooting Order: PP-R-SG

Staging: 2P-5each holstered; R-10 rounds on left table; SG open empty on right table.

Shooter starts one foot touching stone, hands on pistols. Indicate ready by saying the line, "Happy New Year." ATB, shooter has 10 rounds to engage the knock down targets till down, any order. Place remaining rounds on stationary target. All 5 targets can be shot any order. Any KD left standing is a miss. Move to table; repeat pistol instructions with rifle. Make rifle safe on either table. Move to right table; shoot SG targets any order. A miss on the flying clay can be made up on the stationary clay.



Stage 6 - Livery

Round Count: 10P-10R-4+SG

Shooting Order: R-PP-SG

Staging: 2P-5 each holstered; R-10 rounds in left window; SG open empty right window.

Shooter starts at left window hands on window frame. Indicate ready by saying the line, "Happy New Year." ATB, engage either outside target 2 times, then the center target 3 times, then repeat on the other outside target: 2-3-2-3. Make rifle safe in window or table. Move to table; repeat rifle instructions with pistols. Move to right window; shoot SG targets any order.

