

# Words of wisdom from Pappy Maverick

## Stage 1 - Saloon

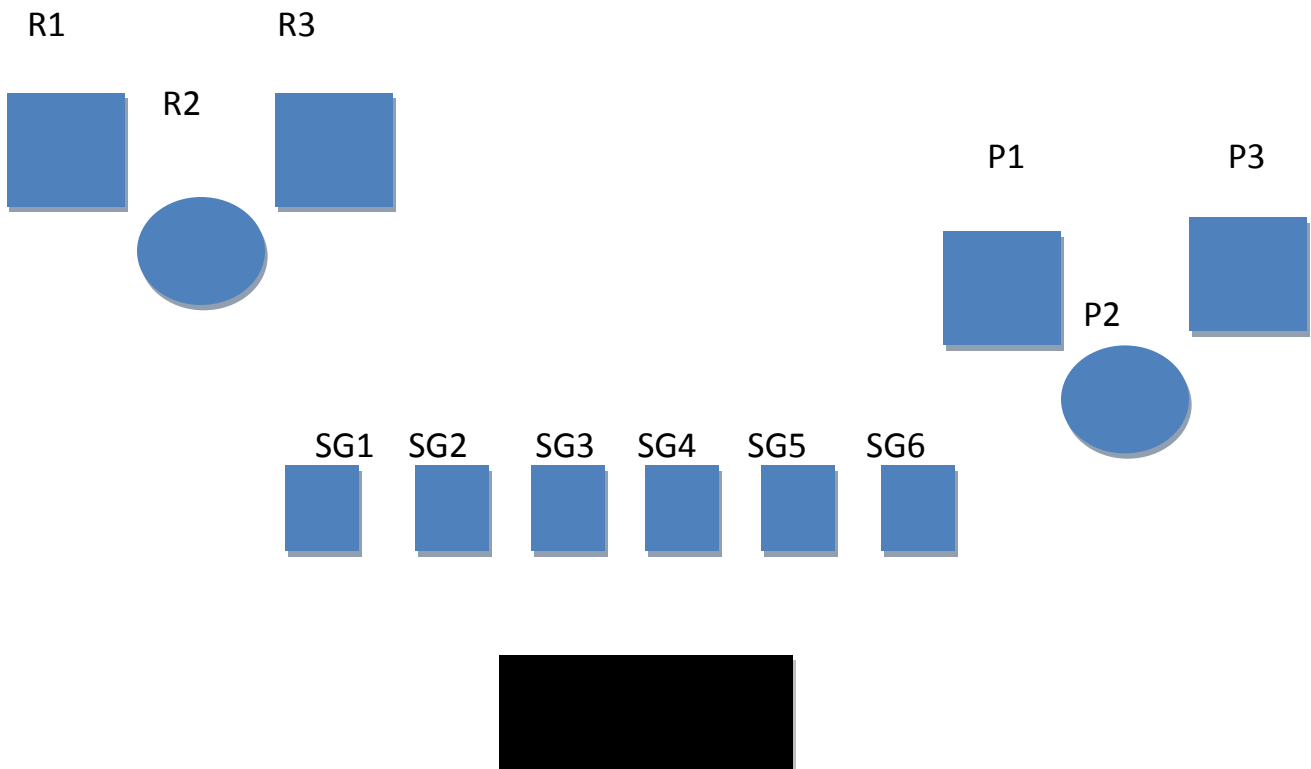
Like my Old Pappy always says, "Never cry over spilled milk; it could have been whiskey."

Round Count: 10P-10R-6+SG

Shooting Order: R-SG-PP

Staging: 2P-5 each holstered; R10 rounds in both hands; SG open empty on center table.

Shooter starts at left window rifle in both hands. Indicate ready by saying the line, "It could have been whiskey." ATB, engage either outside target 2 times, center target 3 times, then repeat staging on the other outside target; EX 2-3-2-3. Make rifle safe in window or center table. Move to center table; shoot SG targets any order. Make SG safe on center table or right window. Move to right table; repeat rifle instructions with pistols.



## Stage 2 - Well

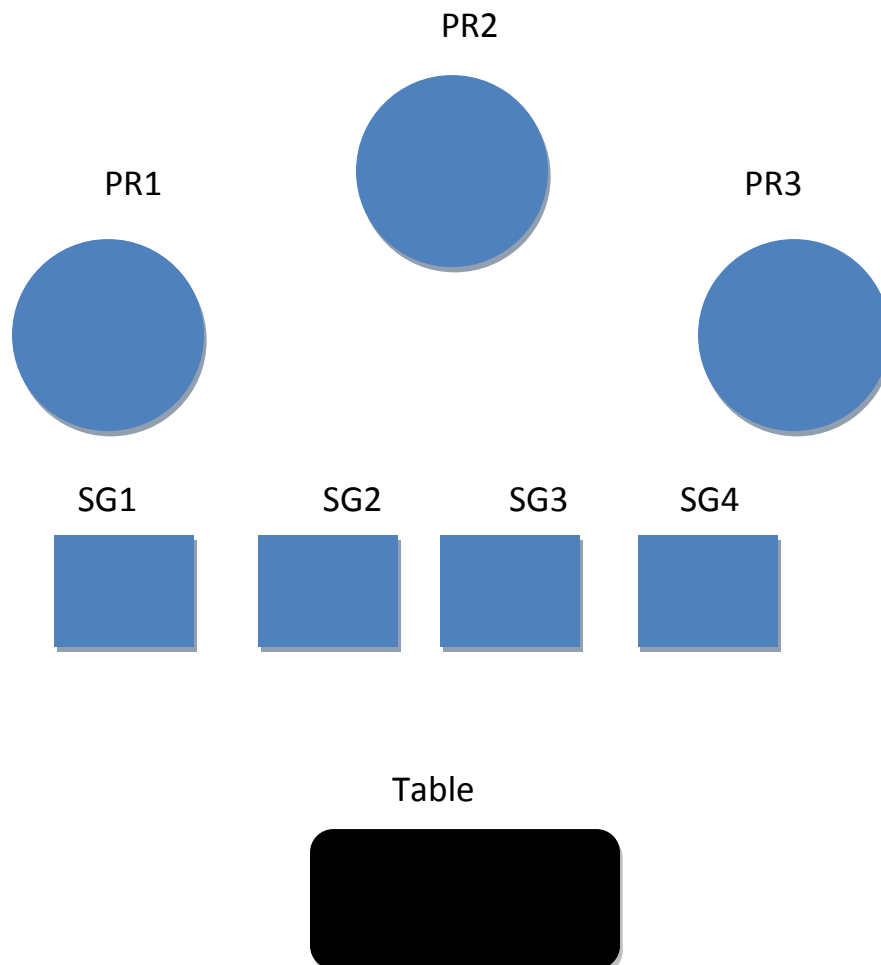
Like my old Pappy always says, "A man does what he has to do-if'n he can't get out of it."

Round Count: 10R + one on person- 10P-4+SG

Shooting Order: SG-R-PP

Staging: 2P-5 each holstered; R-10 rounds on table; SG open/empty in both hands

Shooter starts at table SG in both hands. Indicate ready by saying the line, "If'n he can't get out of it." ATB, shoot SG targets any order; place open empty SG on table. Then with Rifle and Pistols place 7 rounds on each target any order. 11<sup>th</sup> round may be loaded at any time after SG is shot. Rifle cannot be shot last.



### Stage 3 - Fort

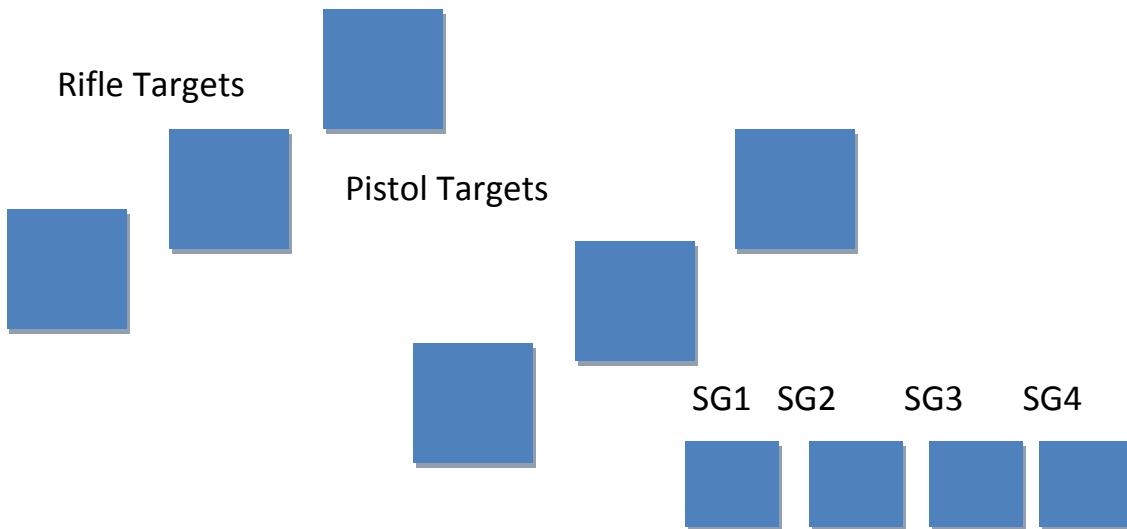
Like my Old Pappy always says, "The only thing more important than money is more money."

Round Count: 10P-10R-4+SG

Shooting Order: R-PP-SG

Staging: 2P 5each holstered; R 10 rounds in left window; SG open empty in right window.

Shooter starts at left window hands flat on shelf. Indicate ready by saying the line, "More Money." ATB, engage rifle targets with a double tap Nevada sweep from either direction. Make rifle safe in window or center table. Move to table; repeat rifle instructions with pistols. Move to right window; shoot SG targets any order.



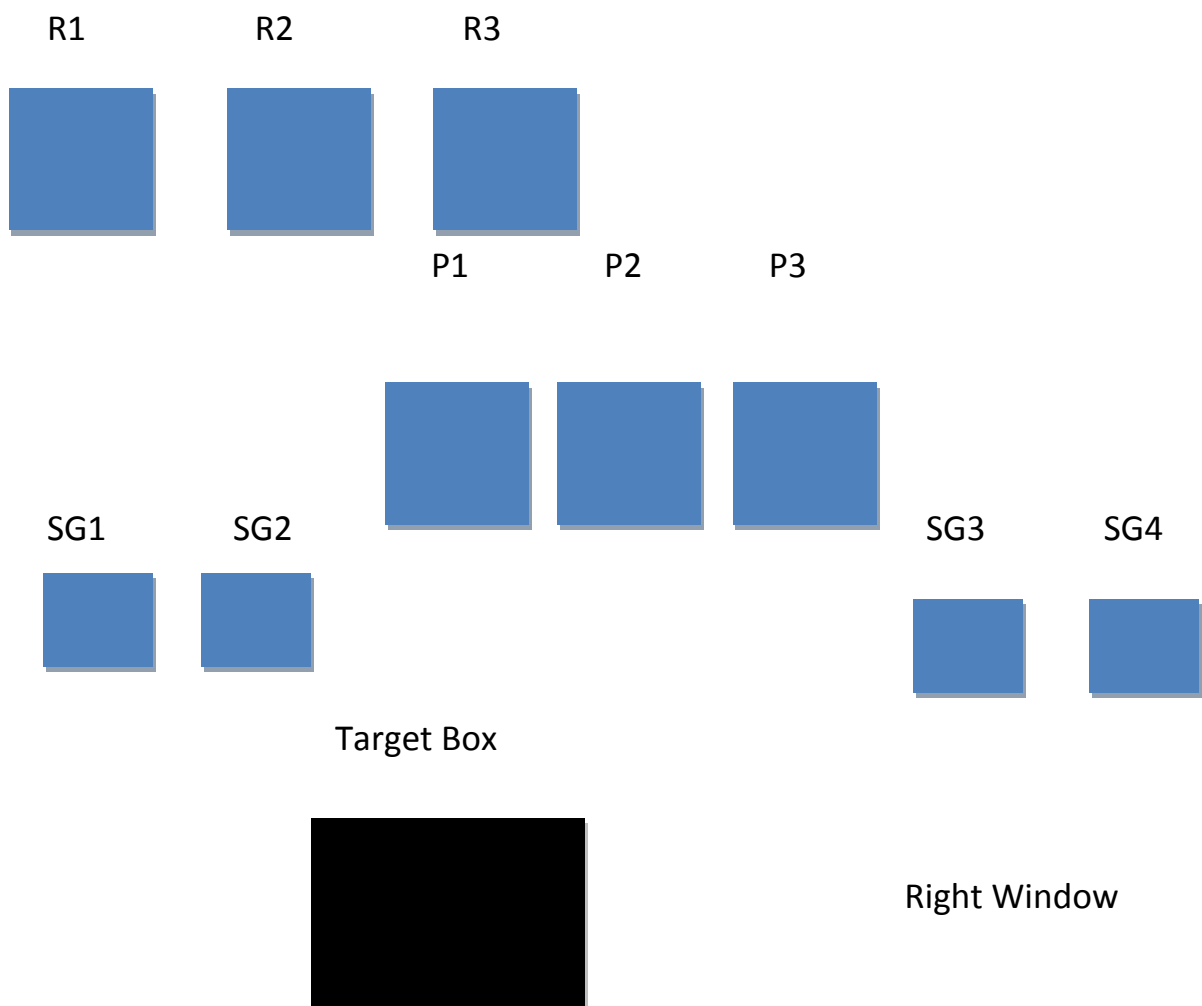
## Stage 4 - Jail

Like my Old Pappy always says, “Work is fine for killin’ time, but it’s a shaky way to make a living.”

Round Count: 10P-10R-4+SG    Shooting Order: SG –R-PP-SG or SG-PP-R-SG

Staging: 2P 5each holstered; R10 rounds on target box; SG open/empty in both hands.

Shooter starts at target box SG in both hands. Indicate ready by saying the line, “Work is fine for killin’ time.” ATB, shoot SG1 and 2; make SG safe on target box. Shooters choice rifle or pistols next; same instructions for both: engage targets 3-4-3 from either direction. Take SG to right window; shoot SG3 and 4.



## Stage 5 - Boot Hill

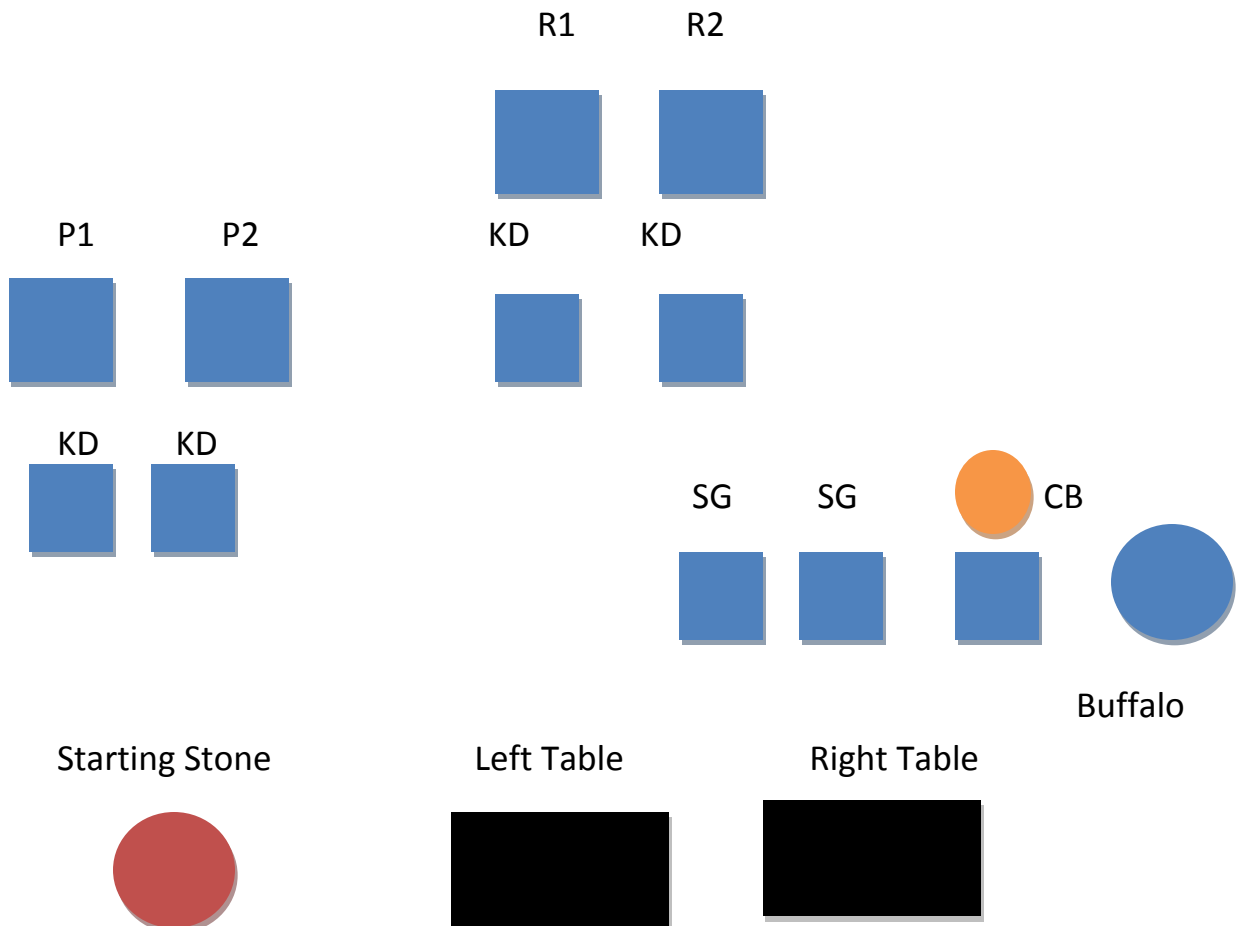
Like my Old Pappy always says, “Not all horse thieves are Yankees, but all Yankees are horse thieves.”

Round Count: 10R-10P-4+SG

Shooting Order: PP-R-SG

Staging: 2P 5 each holstered; R10 rounds on left table; SG on right table.

Shooter starts one foot touching starting stone hands on pistols. Indicate ready by saying the line, “All Yankees are horse thieves.” ATB, engage one of the KD targets, then double tap the 2 stationary targets, then repeat. Ex 1-2-2 then repeat. Move to left table; repeat pistol instructions with rifle. Make rifle safe on either table. Move to right table; shoot SG targets any order. A miss on the clay bird can be made up on the buffalo. Any KD targets left standing can be made up on the buffalo.



## Stage 6 - Livery

Like my Old Pappy always says, "There is no more deeply satisfying experience in life than cheatin' on a cheater."

Round Count: 10P-10R-4+SG

Shooting Order: SG-R-PP

Staging: 2P 5each holstered; R10 rounds on center table; SG open/empty in both hands.

Shooter starts at left window SG in both hands. Indicate ready by saying the line, "Cheatin' on a cheater." ATB, engage SG 1 and 2; move to table; engage SG 3 and 4. Make SG safe. With Rifle, engage targets with a regressive sweep starting on either target; EX 4-3-2-1. Make rifle safe on table or right window. Move to right window; repeat rifle instructions with pistols.

