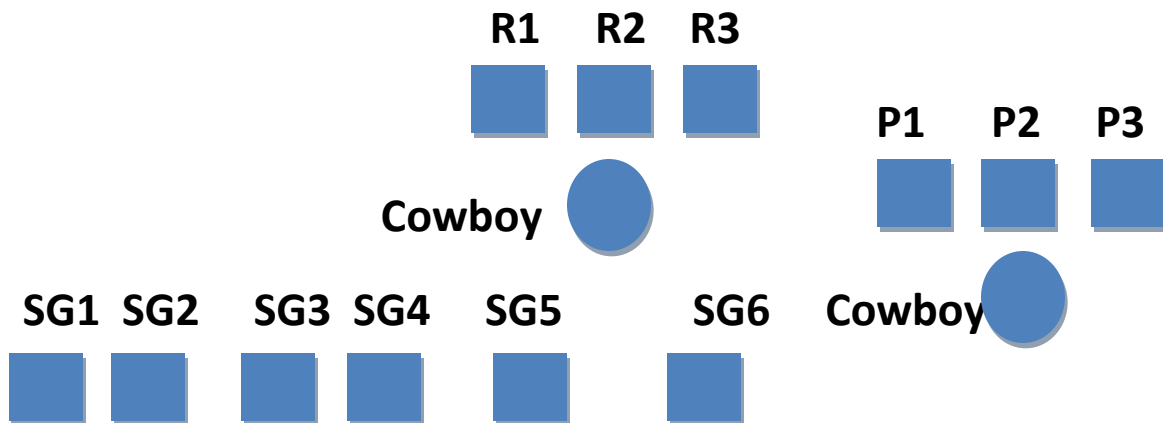


Stage 1 Saloon
Happy New Year

Round Count: 10P-10R-6+SG Shooting Order: SG-R-PP

Staging: Rifle in right window; 2 pistols 5 rounds each holstered; shotgun in both hands on left deck.

Shooter starts on left deck SG in both hands. Indicate ready by saying the line, "Happy New Year." At the beep, shoot SG 1 and 2; move to left window; shoot SG 3 and 4; move to right window; shoot SG 5 and 6. Place open empty SG in window. With rifle, engage the cowboy 4 times then place 2 rounds on the back targets any order. Make rifle safe. Move to right deck; repeat rifle instructions on pistol targets.



Stage 2 Well

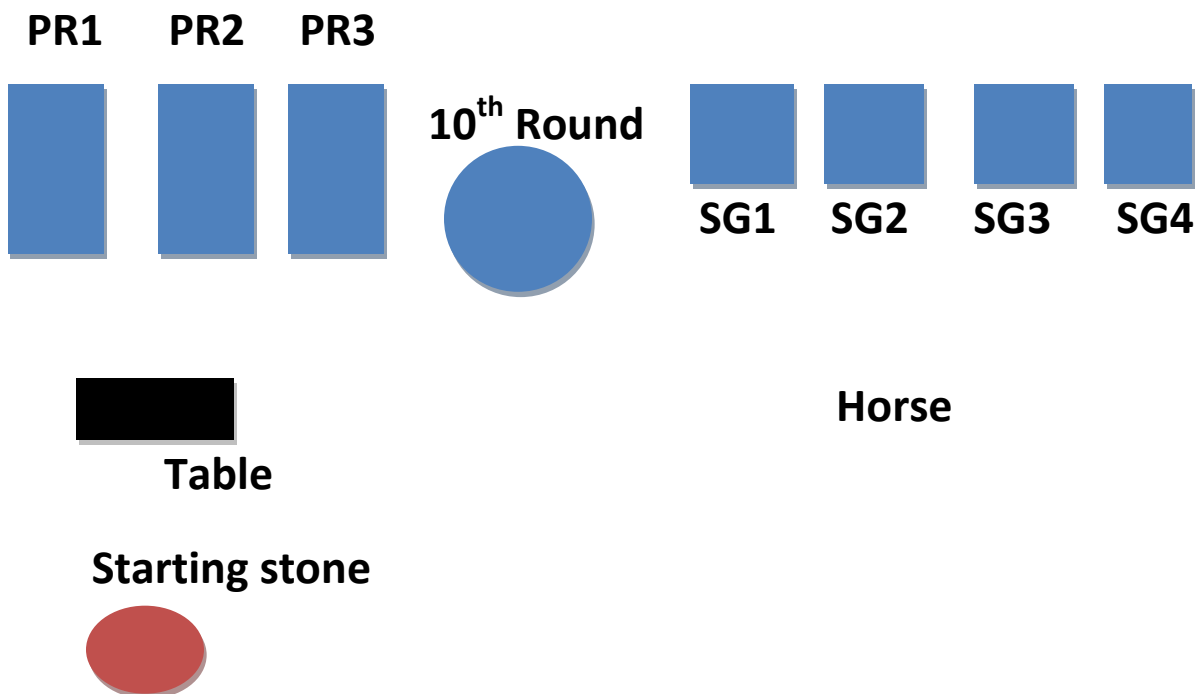
Happy New Year

Round Count: 10P-10R-4+SG

Shooting Order: R-PP-SG

Staging: Rifle 10 rounds in both hands; 2 pistols 5 each holstered; SG open empty on horse

Shooter starts One foot touching stone rifle in both hands. Indicate ready by saying the line, "Happy New Year." At the beep, sweep the square rifle targets 3 times from either direction. Place the 10th round on the round target. Move to the table and place open empty rifle on table. Repeat rifle instructions with pistols. Move to horse; shoot SG targets any order.



Stage 3 Fort

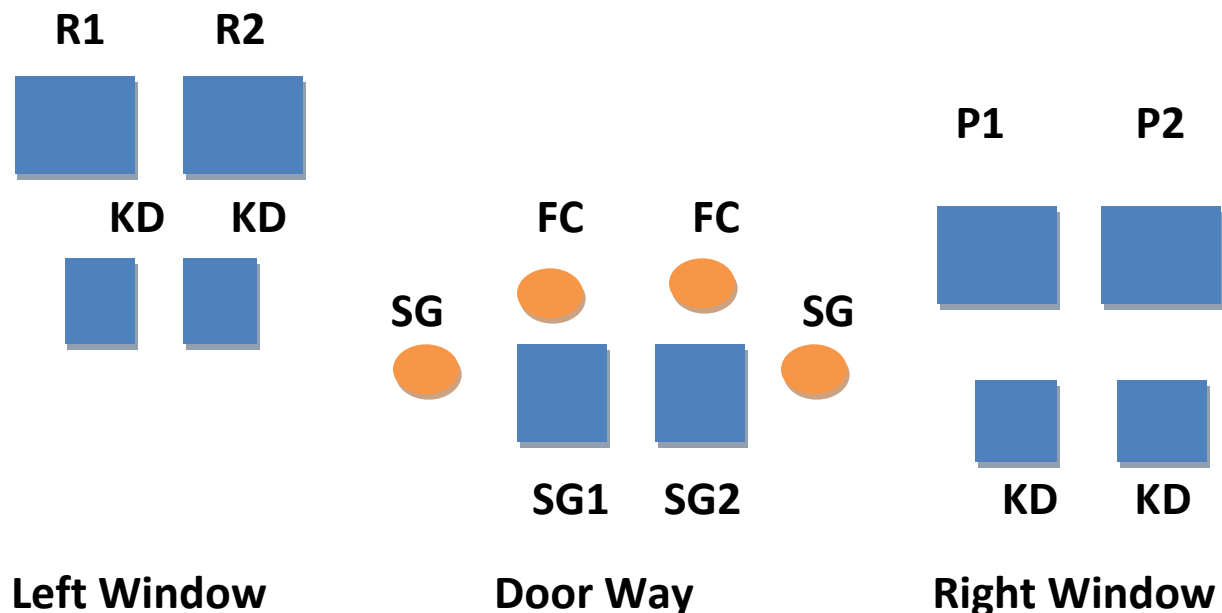
Happy New Year

Round Count: 10R-10P-4+SG

Shooting Order: R-SG-PP

Staging: SG in left window; 2 Pistols 5 each holstered; Rifle 10 rounds in both hands.

Shooter starts at left window rifle in both hands. Indicate ready by saying the line, "Happy New Year." At the beep, engage rifle targets with a double tap alternate for 8 rounds. With last 2 rounds, engage the two knock down targets. A miss on the knock down can be made up with SG. Take SG to doorway; shoot knock down, then the clay bird, and then repeat. A miss on the flying clay can be made up on the stationary clay. Take SG to right window; repeat rifle instructions on pistol targets.



Stage 4 Jail

Happy New Year

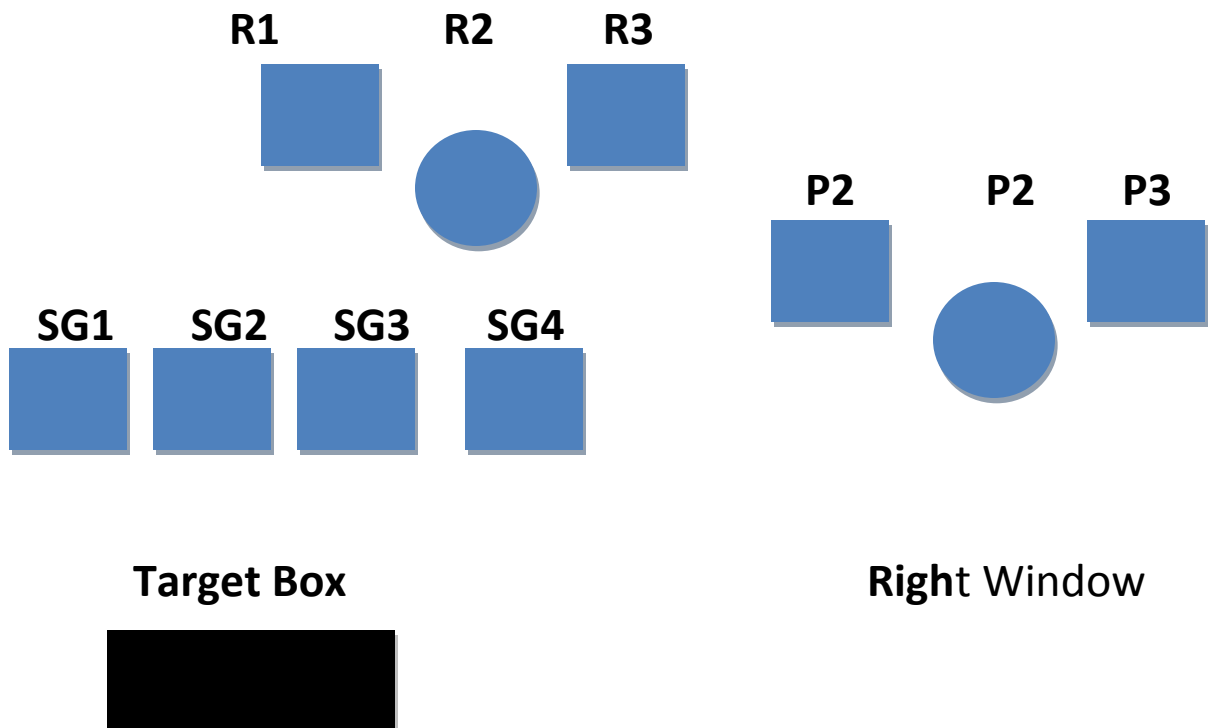
Round Count: 10-R-10P-4+SG

Shooting Order: PP-R-SG

Staging: 2 Pistols 5 each holstered; rifle 10 rounds on target box; SG open empty on target box.

Shooter starts at the window hands on window frame.

Indicate ready by saying the line, "Happy New Year." At the beep, engage pistol targets by alternating 4 rounds on P1 and P3 either direction. Place the 5th round on P2, the round target. Repeat with second pistol. Move to target box; repeat pistol instructions on rifle targets. Place open empty rifle on target box. Shoot SG targets any order.



Stage 5 Boot Hill

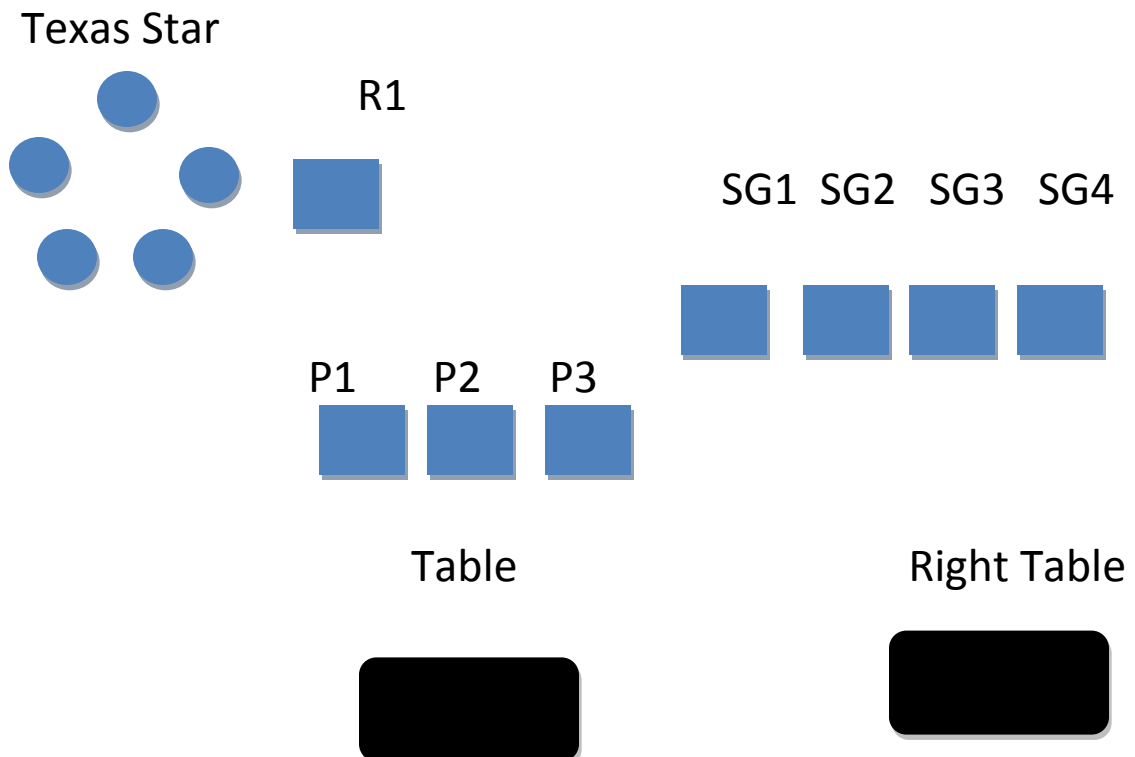
Happy New Year

Round Count: 10R-10P-4+SG

Shooting Order: R-PP-SG

Staging: Rifle 10 rounds in both hands; 2 Pistols 5 each holstered; SG open empty on right table.

Shooter starts on left side of gate rifle in both hands. Indicate ready by saying the line, "Happy New Year." At the beep, clean the Texas Star; place remaining rounds on square target. Move to table; place open empty rifle on table. Engage pistol targets 2-3-5 from either direction. Move to right table; shoot SG targets any order.



Stage 6 Livery


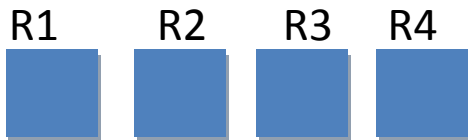
Happy New Year

Round Count: 10R-10P-4+SG

Shooting Order: R-SG-PP

Staging: 2 Pistols 5 each holstered; SG open empty on center table; Rifle 10 rounds in left window.

Shooter starts at the left window Hands on window frame at shoulder height. Indicate ready by saying the line, "Happy New Year." At the beep, with rifle place 10 rounds on 4 targets any order. Each target must be engaged at least 2 times. Make rifle safe. Move to opening; shoot SG targets any order. Make SG safe Move to right window; repeat rifle instructions with pistols.



Left Window

Center Table

Right Window