

Stage 1 Frosty the Snowman at the Shifty Eye Saloon

Bay 2

Frosty the Snowman, was a jolly happy soul,
With a corn cob pipe and a button nose, and two eyes made of coal.

Frosty the Snowman, is a fairytale, they say.
He was made of snow, but the children know he came to life one day.

There must have been some magic in that old silk hat they found,

For when they placed it on his head, he began to dance around!

Round count

10 pistol
10 rifle
4 + shotgun on your person

Shooting Order

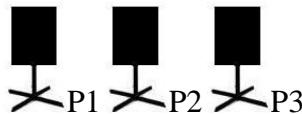
rifle
pistol
pistol
shotgun

Staging

Pistols are holstered. Rifle on table and shotgun staged on right table.

Procedure

Shooter starts standing at table with both hands on hat. Shooter indicates ready by saying the line "**Frosty - that you?**" ATB: engage targets in a double tap sweep, start on either bottom target and sweep around the perimeter - up then down. Make rifle safe. With the pistols, (through the window) shoot a double tap vigilante sweep (2 on Target 1, 2 on Target 2, 2 on Target 1, 2 on Target 2, 2 on Target 3). Either end can be Target 1. With the shotgun, knock down the four shotgun targets in any order.



① position - hand on activator

Stage 2 Rudolph the Red Nosed Reindeer at the Fort Bay 4

Rudolph, the red-nosed reindeer
had a very shiny nose
and if you ever saw it
you would even say it glows.
All of the other reindeer
used to laugh and call him names
They never let poor Rudolph
play in any reindeer games.
Then one foggy Christmas eve
Santa came to say:
"Rudolph with your nose so bright,
won't you guide my sleigh tonight?"

Round count

10 pistol
10 rifle
4 + shotgun on your person

Shooting Order

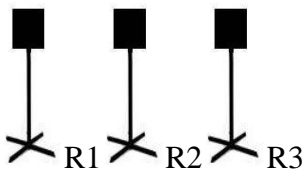
rifle
pistol
pistol
shotgun

Staging

Staging: Pistols loaded with five rounds each, holstered, rifle staged in left window, and shotgun staged on table in center of fort. Start touching table with both hands.

Procedure

Shooter (standing at table) indicates ready by saying line **"Poor Rudolph"** ATB: Move to left window. With the rifle, shoot targets with at least three shots on each target - no double (or triple) taps. Move to the center and shoot the pistol targets using the rifle instructions. Then shoot the 2 flyers in any order. Make up targets for flyer misses are provided, but flyer must be engaged first.



Stage 3 Santa Claus is Coming to Town (jail)

Bay 5

You better watch out!
You better not cry
You better not pout
I'm telling you why
Santa Claus is coming to town
He's making a list
And checking it twice;
He's gonna find out who's naughty and nice
Santa Claus is coming to town
He sees you when you're sleeping
He knows when you're awake
He knows when you've been bad or good
So be good for goodness sake!

Round count

10 pistol
10 rifle
8+ shotgun on your person

Shooting Order

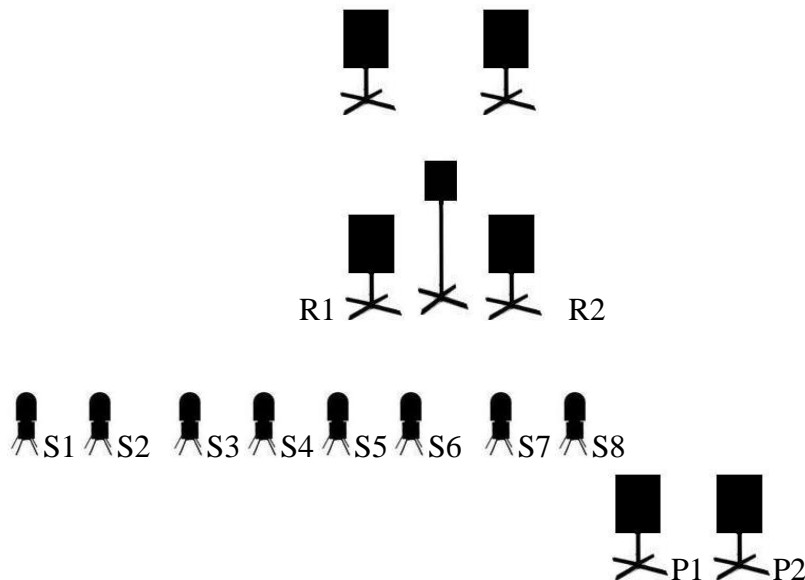
rifle
shotgun
pistol
pistol

Staging

rifle and shotgun staged in target box

Procedure

Shooter starts inside the jail cell door. Shooter indicates ready by saying the line "**You better not pout!**"
ATB: Go to rifle, shoot an X pattern with three shots on the center target each time. Can start at the bottom or top corner each time. Make rifle safe on target box. Knock down the eight shotgun targets in any order. Shotgun may be shot from anywhere on the firing line - from target box to, or even through, the window. Extra shotgun shells may be staged anywhere on target box or on window shelf. Staged rounds can be used at any time. Make shotgun safe on target box, window shelf or vertical rack by window. With pistols - through the window - put 5 alternating rounds on pistol targets. Each five shots may start on either side. (Merry Christmas gunfighters!)



Stage 4 Bay 7

Jingle Bells in the corral

Dashing through the snow
In a one-horse open sleigh,

Or the fields we go,
Laughing all the way;
Bells on bob-tail ring,
Making spirits bright,

What fun it is to ride and sing
A sleighing song tonight
Jingle bells, jingle bells,
Jingle all the way!

Round count

10 pistol
10 rifle
2 + shotgun on your person

Shooting Order

rifle shot first

Staging

all guns - including pistols - staged on Comet
Hands touching hat

Procedure

Shooter starts seated on Comet. Say the line **“Jingle all the way!”**. ATB, with rifle, engage the Christmas train rifle targets. Starting on either end, shoot two identical sweeps (start on same end both times) Make rifle safe on Comet's shelf. Shooter's choice about shotgun or pistols next. Engage pistol targets following rifle instructions. Return pistols to Comet or the shooter's holsters. With shotgun, knock down the shotgun targets in any order.

