

# Saloon

## Blazing Saddles

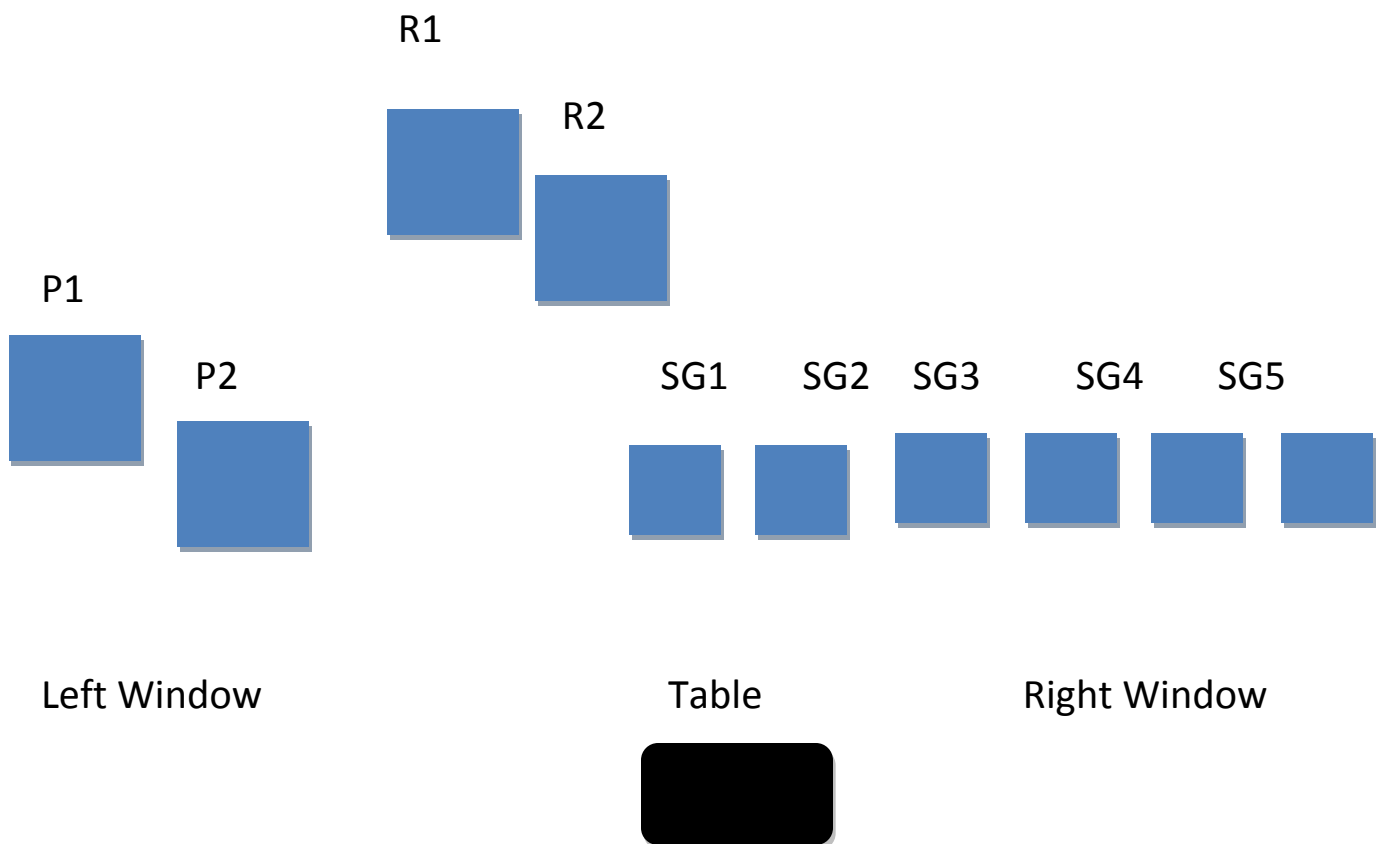
Mr. Taggart rides up to find all of his men singing and dancing. He yells out, "What in the wide, wide, world of sports is going on here? I hired you people to get a little track laid."

Round Count: 10R-10P-6+SG

Shooting Order: PP-R-SG

Staging: 2P, 5 Rounds each holstered; R and SG on center table.

Shooter starts at left window hands on pistols. Indicate ready by saying the line, "What in the wide, wide world of sports is going on here." At the beep, engage pistol targets 2-3-2-3 either direction. Move to rifle; repeat pistol instructions on rifle targets. Open empty rifle on table. Engage 2 SG targets then move to right window engage 4 SG targets any order.



## Well

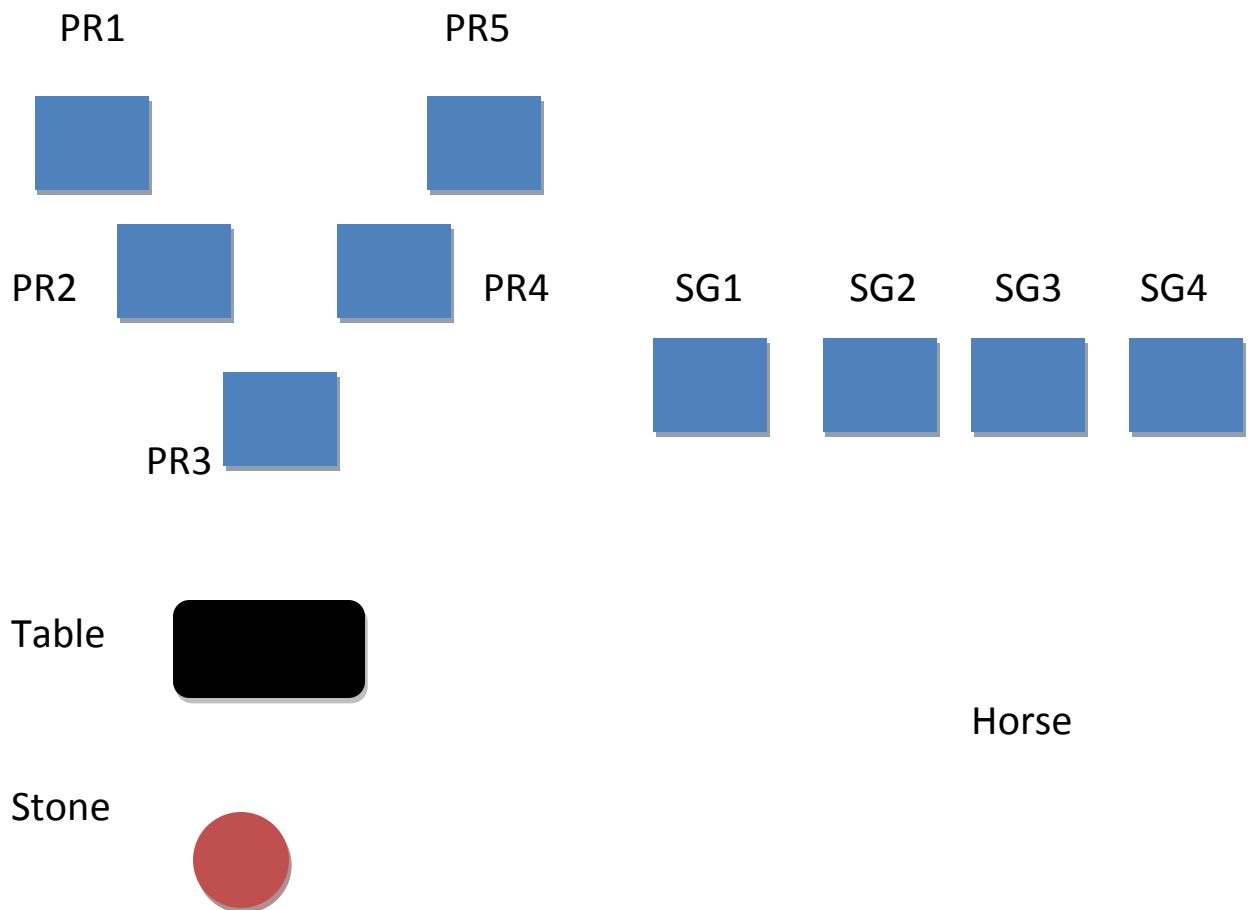
Quick sand was found at end of the track. The foreman tells Mr. Taggart that he will send down a team of horses to check it out. Mr. Taggart replies, "Are you crazy? We can't afford to lose any horses."

Round Count: 10R-10P-4+SG

Shooting Order: R-PP-SG

Staging: 2P 5 each Holstered; SG on horse; R in both hands

Shooter starts one foot touching starting stone, Rifle in both hands. Indicate ready by saying the line, "We can't afford to lose any horses." At the beep, engage Rifle targets 1on1 2on2 4on3 2on4 1on5, which is 1-2-4-2-1, from either direction. Move down range; place open empty rifle on table and repeat rifle instructions with pistols. With pistols it's a round count not a sweep. Move to horse; shoot SG targets any order.



## Fort

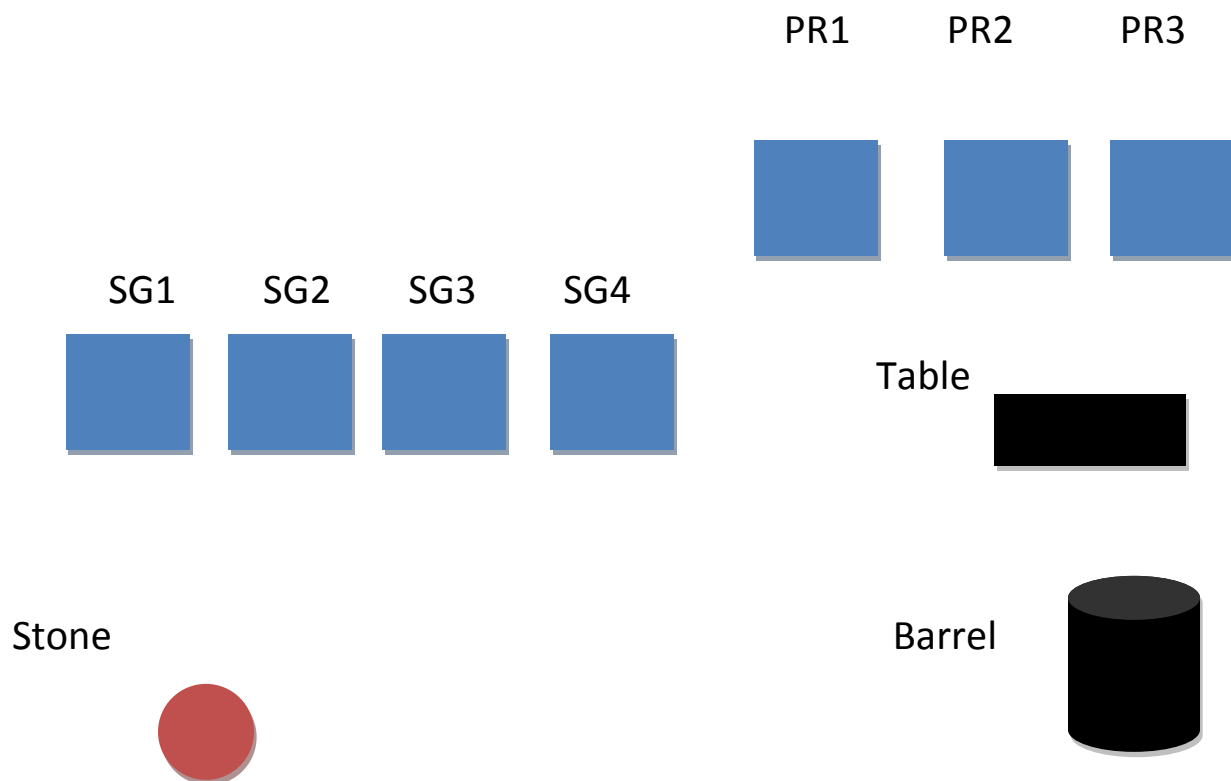
After two of the workers drive a handcar into the quick sand, Mr. Taggart ropes it and pulls it out. Then he says, "Dang. That was lucky. Doggone near lost a four hundred dollar handcar."

Round Count: 10 10P-4+SG

Shooting Order: SG-R-P

Staging: 2P 5 each holstered; R 10 on barrel; SG in both hands

Shooter starts one foot touching staging stone SG in both hands. Indicate ready by saying the line, "Near lost a four hundred dollar handcar." At the beep engage SG targets any order. Move to barrel; place open empty SG on barrel. With rifle, engage rifle targets 2-1-2 from either direction then repeat; no quadruple taps. Move down range; place open empty rifle on table. Repeat rifle instructions with pistols.



## Jail

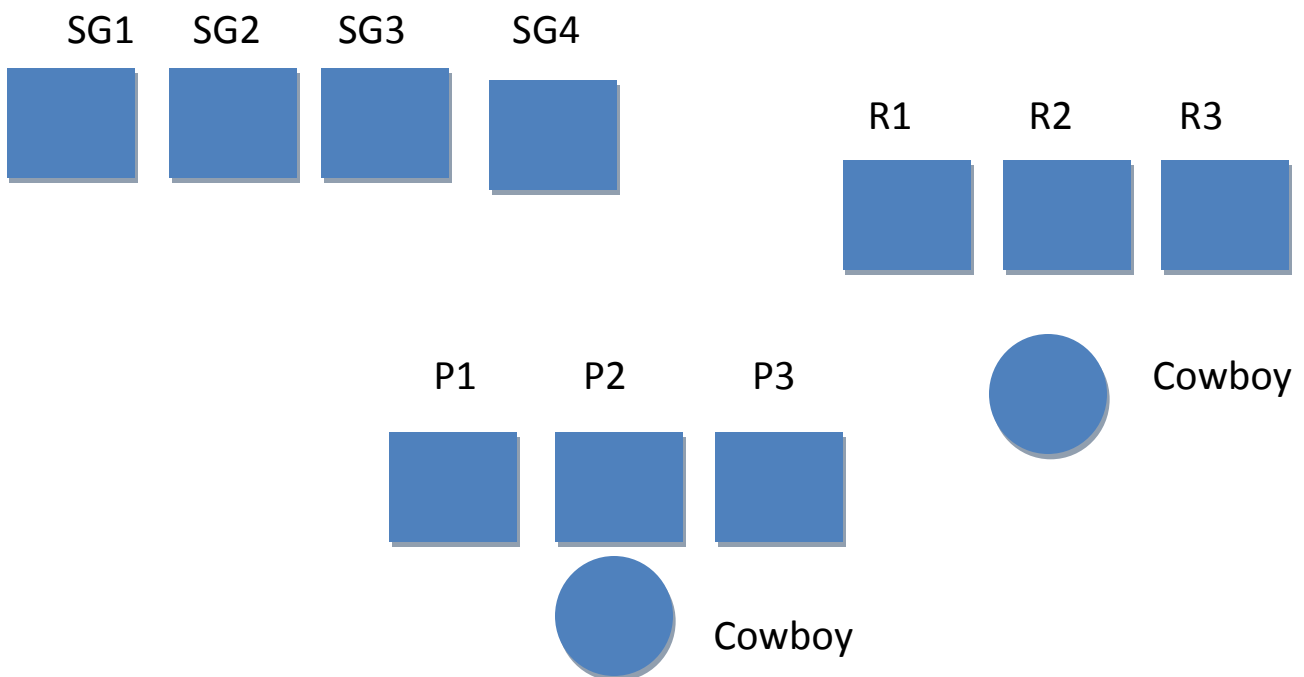
After Sheriff Bart makes his way through a hostile crowd to the jail, he finds The Waco Kid passed out in cell No.2. The next day as they talk Waco asks, "What is a dazzling urbanite like you doing in a rustic setting like this?" Bart replies, "If you must pry." Waco says, "I must, I must."

Round Count: 10R-10p-4+SG

Shooting Order: R-PP-SG

Staging: R 10 rounds in window; 2P 5each holstered; SG open empty on target box

Shooter starts at right window hands flat on shelf. Indicate ready by saying the line, "I Must, I Must" At the beep, engage rifle targets 4 rounds on the cowboy then sweep the back targets 2 times from either direction both times. Move to opening; repeat rifle instructions with pistols. Then shoot SG targets any order.



# Boot Hill

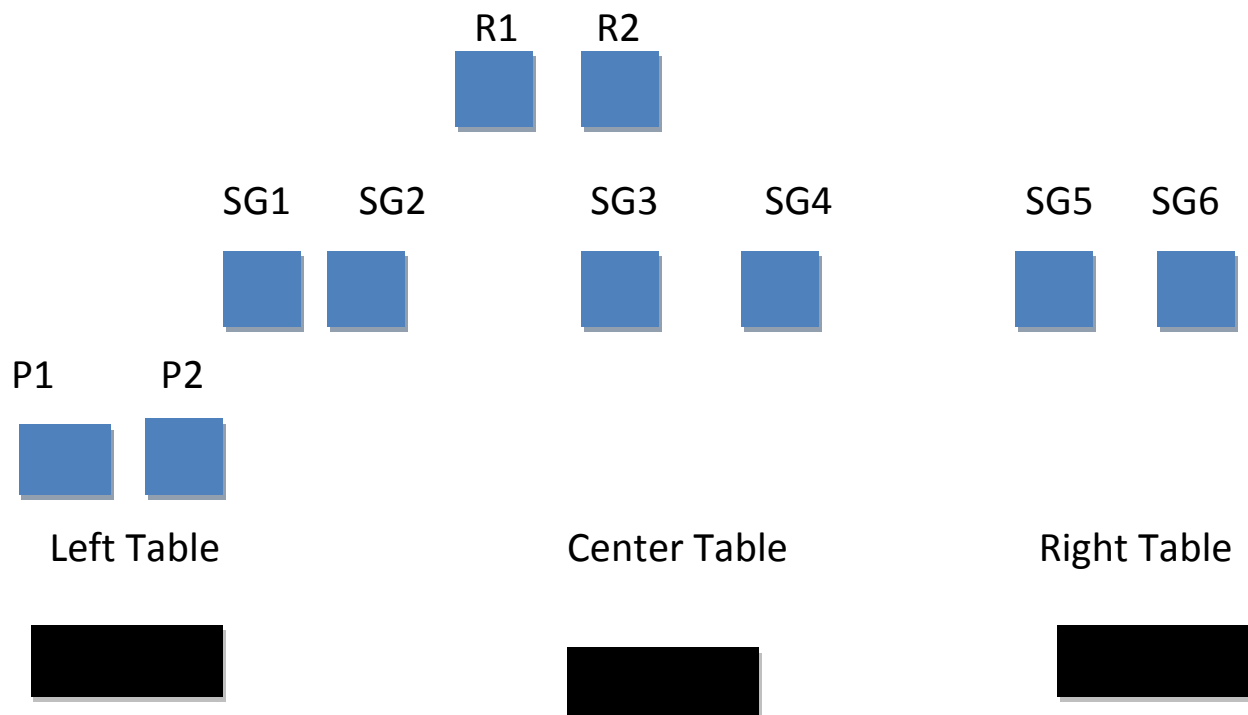
Taggart and his men are on their way to destroy the town of Rock Ridge. Bart and Waco devise a plan to slow them down. They build a tollgate across the road. When Taggart rides up he yells out, "Someone will have to go back and get a load of dimes."

Round Count: 10R 10P 6+SG

Shooting Order: PP-SG-SG-R-SG

Staging: 2P 5 each holstered; SG open empty on left table; R 10 rounds on center table.

Shooter starts at left table hands touching table. Indicate ready by saying the line, "Somebody will have to go back and get a load of dimes." At the beep, engage pistol targets with a continuous double tap alternate. Shoot SG targets 1&2 any order; move to center table shoot SG targets 3&4 any order. Repeat pistol instructions on rifle targets. Take SG to right table shoot SG targets 5&6 any order.



## Livery

Sheriff Bart says, “Just give me twenty-four hours to come up with a brilliant idea to save our town. Just twenty-four hours, that’s all I ask.” The town’s people reply, “No.” Bart says, “You’d do it for Randolph Scott.”

Round Count: 10R 10P 4+SG

Shooting Order: R-SG-PP

Staging: 2P 5each holstered; SG open empty center table; R 10 rounds left window.

Shooter starts at left window hands on window frame shoulder height. Indicate ready by saying the line, “You’d do it for Randolph Scott.” At the beep, with rifle engage round target 3 times then square targets 1 time each then repeat. 3-1-1 then 3-1-1. Make rifle safe. Move to center table; shoot SG targets any order. Make SG safe. Move to right window; repeat rifle instructions on pistol targets.

