

New Year's Match—January 2015



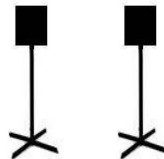
Stage One (Shifty Eye's Saloon) 10-10-4+ P/R/S

“Should auld acquaintance be forgot, and days of auld lang syne.” What the heck kind of words are those? You’ve undoubtedly forgotten some old acquaintances—gladly in some cases. And if you ever knew what “auld lang syne” means, you’ve forgotten that too. But you still remember how to toot your horn.

Staging: Pistols holstered, rifle loaded with 10 rounds staged in right window, shotgun on table/right deck.

Starting Position: Start at left window with horn in one hand and tooting it, other hand on a pistol.

Procedure: When ready, toot your horn. ATB remove the horn from your mouth and drop it, and with first 5 rounds shoot a Military Sweep, i.e. Left, Left, Left, Right, Left (1-1-1-2-1) starting on the left. Repeat instructions with second 5 rounds. Move to right window and with rifle shoot the 2 targets following the same instructions as for pistols. Move to right deck and with shotgun, shoot the 4 knockdowns in any order.



Deck

Left Window

Right Window

Table/ Deck

Stage Two (Well)

10+-10-4+


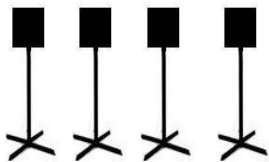
R/P/S

Though no scholar on the point, you know many old New Year's traditions involved drinking. You also vaguely recall something about an observance called the Feast of Circumcision being held on January 1st. Having helped more than once in the making of a steer, it didn't take any lengthy reflection for you to decide which form of celebration you found more appealing.

Staging: Pistols holstered, rifle loaded with 10 rounds and in hand, shotgun on table.

Starting Position: Start behind line on ground, holding rifle in both hands (may be shouldered and aimed at target).

Procedure: Say "**Make mine a double.**" ATB shoot the 4 rifle targets in a double tap sweep, starting from either end, THEN single tap each of the 2 outside targets (no triple taps). Move to table and make rifle safe on table. With pistols shoot the 4 pistol targets following the same instructions as for rifle. With shotgun, shoot the 4 knockdowns in any order.



Table

Start Line

Stage Three (Fort)

10-10-4+

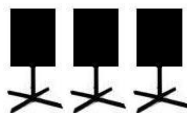
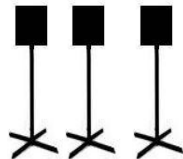
S/R/P

New Year's Resolutions. You've made many over the years, most dealing with the shape of your shadow. Offhand, you can't recall one you kept for more than about 2 sunsets. The problem must be with the resolution itself. You aren't getting any younger. Maybe it's time to ease up on self-improvement fantasies and accept yourself as you are.

Staging: Pistols holstered, rifle loaded with 10 rounds and staged on table, shotgun in hand.

Starting Position: Start at right window, shotgun in both hands (may be shouldered).

Procedure: Say "**I'm as pretty as a filly.**" ATB, through right window, with shotgun shoot 2 knockdowns in any order. Move and through left window shoot the 2 knockdowns down in any order. Makeups must be made through window where target was first engaged. Make shotgun safe. With rifle shoot a continuous back and forth sweep, starting from either end, single tapping the end targets and double tapping the center target, i.e. 1-2-2-3-2-2-1-2-2-3. With pistols, shoot the targets following the same instructions given for rifle.



Left Window

Table

Right Window


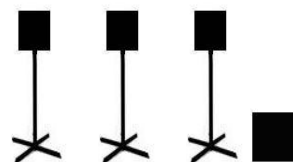
Stage Four (Jail) 10-10-4+ Shooter's Choice-rifle not last

The start of a new year was a time a cowboy could enjoy—if he wasn't sitting in a pokey, that is. The silver moon through leafless branches. A light frost crunching under foot. The creak of a comfortable saddle and the glowing warmth of a low fire. Enough of a lull in daily work to reflect on old friends gone and hopes that the heart is holding.

Staging: Pistols holstered, rifle loaded with 10 rounds staged vertically in window box, shotgun staged in window.

Starting position: Standing in jail (door closed) with both hands on door.

Procedure: Say, "**Jail's no place to be on New Year's Day.**" ATB shooter's choice, but rifle may not be shot last. With rifle, through window, shoot the 3 stand targets in a continuous Nevada Sweep for 9 rounds, starting on either end, THEN with 10th round shoot the knockdown. Rifle to be made safe either in window box or on window shelf. With shotgun, through window shoot the 4 knockdowns in any order. Shotgun to be made safe on window shelf or on target box. From doorway, and with pistols shoot the pistol targets following the same instructions as for rifle.



Target Box

Doorway

Right Window

Stage Five (Cemetery)

10-10-4+

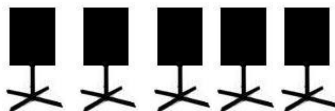
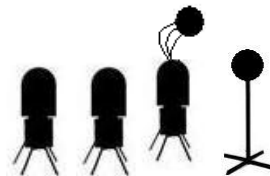
P/R/S

How a horse could stand through the night in such weather, you couldn't imagine. The temperatures had dropped off the scale. A blustery wind had ridden the mountains down from the North and a dry snow was now rapidly blanketing the ground, buildings, trees and livestock. The horses made it though and you were reminded that life could be a struggle—that there would be times when joy was to be found in just surviving.

Staging: Pistols holstered, rifle loaded with 10 rounds and shotgun, both staged on horse.

Starting Position: Start standing behind left fence, hands on pistols.

Procedure: Say "**A new year and I'm still here.**" ATB, with pistols place 1 round on each of the 5 targets in any order, then repeat instructions with the last 5 rounds. You may double tap a target with shots 5-6. Move to rifle and shoot the 5 targets following the same instructions as for pistols. With shotgun, from right of right post, shoot 2 knockdowns, popper and flying clay (must shoot 4 times here). A miss on the flying clay may be made up on stationary clay to the right.



Left fence

Horse

Right Post

Stage Six (Livery)

10-10-4+

R/P/S or P/R/S

The livery looks inviting this morning. It smells of fresh hay and horses. Your roan has been fed and is feeling frisky. So are you for that matter. What better way to start the new year than a ride with a trusted friend.


Staging: Pistols holstered, rifle loaded with 10 rounds and on table. Shotgun staged in right window.

Starting Position: Start standing in doorway with swinger release in hand.

Procedure: Say **“Let’s swing by the Smith ranch, Blue.”** ATB release swinger and start either with pistols or with rifle. With rifle, triple tap the swinging target, THEN double tap a buzzard, THEN triple tap the swinging target, THEN double tap the other buzzard. With pistols, through left window shoot the targets as follows: triple tap an inside target, THEN double tap an outside target, THEN triple tap the other inside target, THEN double tap the other outside target. With shotgun, through right window, shoot the 4 knockdowns in any order



Left window



Right window

Doorway/Table

Warm Up Stage



10+-10-4+

R/P/S

Staging: Pistols holstered, rifle loaded with 10 rounds and staged on table. Shotgun in right window.

Starting Position: Standing behind table with swinger activator in hand.

Procedure: When ready, say “**Here’s to another year.**” ATB activate swinger and with rifle shoot the buzzards and swinger as follows, starting on either buzzard: 1-1-2-1-1-3-3-2-3-3. Make rifle safe and through left window, shoot the pistol targets as follows, starting on either end: 1-1-2-1-1-4-4-3-4-4. Move to right window and with shotgun shoot the 4 knockdowns in any order.



Left window

Doorway/Table

Right window