

Stage 1 Storm at the Shifty Eye Saloon

Bay 2

Santa Claus was making pretty good time on Christmas eve until he hit the icy cold winter wind sweeping and swirling across River Bend. As soon as he did, a downdraft knocked him right out of his sleigh. Clutching his bag as a parachute, he tumbled down through the maelstrom. His reindeer, sensing no one at the reins, went fleeing for the comparative warmth of the North Pole. They uttered nary a "bye you bye" to Santa as they wheeled and disappeared into the cold blizzard of a night. More rapid than eagles, his coursers they flew.

Round count

10 pistol
10 rifle
4 + shotgun on your person

Shooting Order

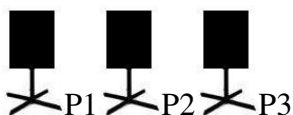
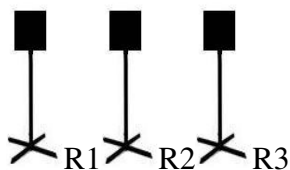
rifle
pistol
pistol
shotgun

Staging

Staging: Pistols loaded with five rounds each, holstered, rifle staged in left window, and shotgun staged on table on right porch. Start on front porch with both hands touching swinging door. Door is closed with the shooter on the outside.

Procedure

Shooter indicates ready by saying line **“Oh Deer, what do I do now?”** ATB: Move to left window. With the rifle, shoot the first five rounds in a Nevada sweep starting on either end, With the second five rounds, shoot a Nevada sweep starting from the other end. Move to the right window and shoot the pistol targets using the rifle instructions. Move to the porch and shoot the 2 flyers in any order. Each flyer hit is a 5 second bonus - no misses on flyers unless they are not addressed. Buckaroos get a 5 second bonus when both flyers are engaged OR a 5 second bonus for each flyer hit. In other words, they get one bonus for engaging both flyers or hitting one target. If they hit only one target - that is still only one bonus.



Fort

Bay 4

At least he was dressed for the neighborhood. Santa - booted and bundled to his nose - stomped through the blizzard until he came to a small shack and corral, with a cozy cabin nearby. No one could hear his knock above the howling wind, so he tried the door. No joy. What did he see but a chimney? It had been years since Santa tried to drop down a chimney, but this was an emergency. He did tighten his belt a mite first, briefly regretting the extra cookies eaten at Ralphie Parker's house only an hour ago.

Round count

- 10 pistol
- 10 rifle
- 4 + shotgun on your person

Shooting Order

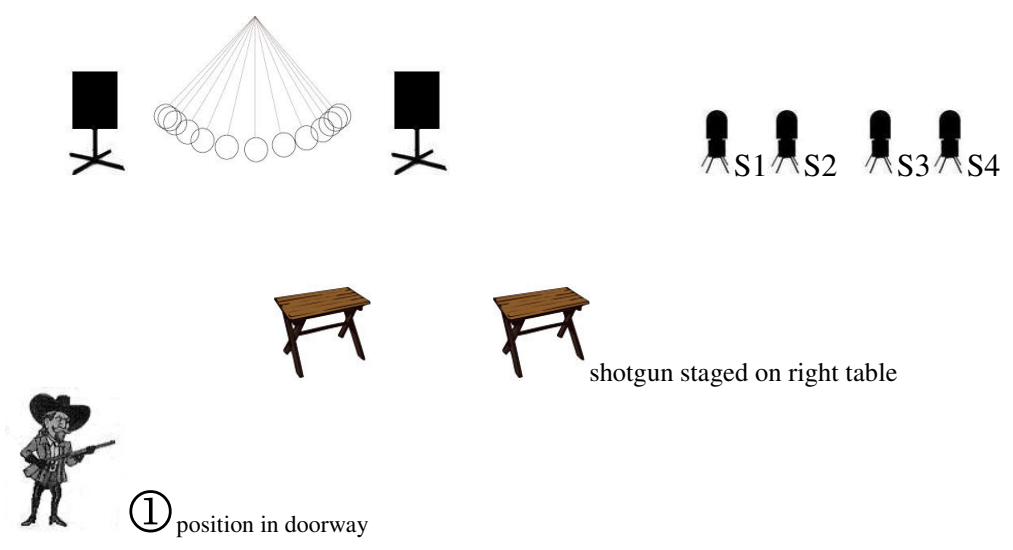
- rifle
- pistol
- pistol
- shotgun

Staging

Pistols are holstered. Rifle in hand and shotgun staged on right table.

Procedure

Shooter starts standing in doorway with one hand on activator - rifle held in other hand or in rack. Shooter indicates ready by saying the line **"Where's the milk and cookies?"** ATB: Activate the pendulum. Starting on the pendulum, engage targets in a continuous Nevada sweep, using the pendulum as the center target. End on either end. Move forward and make rifle safe on left table. With the pistols, starting on the pendulum, engage targets in a continuous Nevada sweep, using the pendulum as the center target. End on either end. With the shotgun, knock down the four shotgun targets in any order.



Bay 5

He could just squeeze down the chimney, but when Santa dusted the soot off of his Stetson, he noticed - right at the end of his jolly round nose - the barrel of a Colt 45. "Whoa, there partner, I'm Santa." "Well" said the Grinch, "I don't care if you are Wyatt Earp - and buddy you ain't NO Wyatt Earp. You look like an escaped convict in that red jump-suit. There is a shed out back, even a Grinch wouldn't want you freeze to death on Christmas eve. You are going to have to prove you're Santa or out you go." Wouldn't you just know? Santa had left his picture ID in the sleigh.

Round count

- 10 pistol
- 10 rifle
- 8+ shotgun on your person

Shooting Order

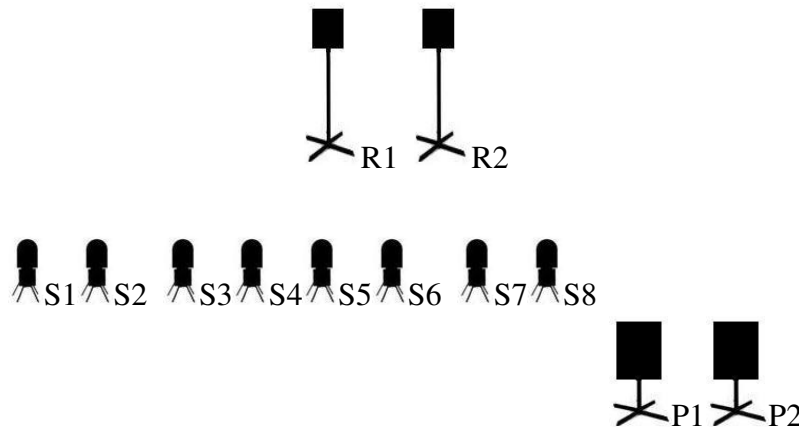
- rifle
- shotgun
- pistol
- pistol

Staging

rifle and shotgun staged in target box

Procedure

Shooter starts outside the cabin door, one hand is raised as if knocking on (nonexistent) door. Shooter indicates ready by saying the line "**It's me - Santa at your door.**" ATB: Go to rifle, put five rounds on each rifle target in any order. Make rifle safe on target box. Knock down the eight shotgun targets in any order. Shotgun may be shot from anywhere on the firing line - from target box to, or even through, the window. Extra shotgun shells may be staged anywhere on target box or on window shelf. Belt must be empty before using any staged rounds. Make shotgun safe on target box, window shelf or vertical rack by window. With pistols - through the window - put 5 rounds on each pistol target in any order.



Doorway

Bay 7

You can snuggle up with those flea bitten nags out in the paddock, growled the grizzled Grinch, as he slammed the cabin door. So, Santa did just that. For the freezing horses, he built a nice roaring fire from the coal intended for ungrateful children. Soon they were all warm and toasty, but there was still a job to do. In the ramshackle shed, he spied just what he needed. Taking a tin from his bag, Santa sprinkled some powder on a beat-up old wagon. Quick as a wink, the wagon sailed into the air. And he whistled, and shouted, and called them by name: "Now, *Silver!* now, *Comet!* now *Diablo* and *Champion!* On, *Trigger!* on, *Buttermilk!* on, *Target* and *Topper!*

Round count

- 10 pistol
- 10 rifle
- 2 + shotgun on your person

Shooting Order

rifle shot first

Staging

all guns - including pistols - staged on Comet

Procedure

Shooter starts seated on Comet. Say the line **“Now dash away! dash away! dash away all!”**. ATB, with rifle, engage rifle targets in a Grinch sweep Starting on either end - Double tap each outside target, double tap the center target and then double tap each outside target again. Second set of outside double taps can go in either direction (I,1,3,3,2,2,1,1,3,3) **or** (I,1,3,3,2,2,3,3,1,1) Make rifle safe on Comet's shelf. Shooter's choice about shotgun or pistols next. Engage pistol targets following rifle instructions. Return pistols to Comet's holsters or the shooter's holsters. (be careful with dismount). With shotgun, knock down the shotgun targets in any order.

