

Getting started in the ranching business is not a fast process, so Sam was counting on his big flock of turkeys to tide him over 'til spring. The only thing was that they kept disappearing. Well, he was about to end the turkey rustling.

Round count

10 pistol
10 rifle
4 + shotgun on your person

Shooting Order

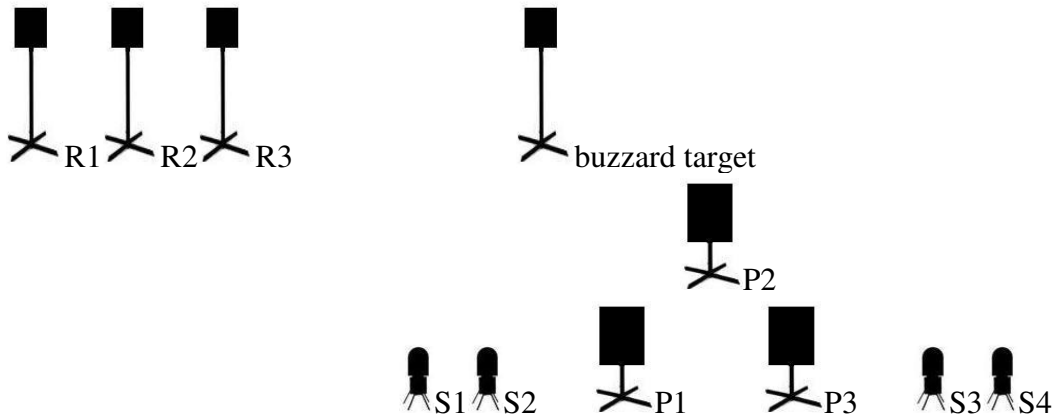
rifle
shotgun or choice of pistol/pistol

Staging

Shotgun staged right window. Two pistols loaded with five rounds each and holstered.
Starting position: Rifle in hand, at left window.

Procedure

Shooter starts by standing at left window, with rifle in hand. Shooter indicates ready by saying the line **“Who rustles turkeys?”** At the beep, engage the rifle targets in three sweeps beginning on either end and put the 10th round on the turkey target. Make rifle safe. Move to right window. Shooter's choice of guns. Engage the four shotgun targets until down, in any order. With pistols, shoot three sweeps on the pistol targets from either direction and put the tenth round on the center target.



Stage 2 Berm 3 The Well

by: Pig Iron Lane

Sam thought he had driven off the turkey thieves, but he had to be sure. As he passed the well-house, he was proven wrong. Three bags of gobblers were just then being tossed right over the fence.

Round count

10 pistol

10 rifle

4 + shotgun on your person

Shooting Order

rifle or pistols - shooter's choice

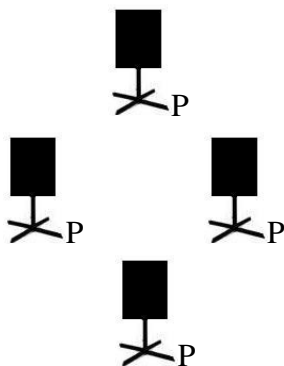
shotgun

Staging

Shotgun and rifle staged on table. Two pistols loaded with five rounds each and holstered. Starting position: behind table with one hand pointing down range.

Procedure

Shooter starts standing behind table with one hand pointing down range. Shooter indicates ready by saying the line **"You better git!"** At the beep, shooter's choice of pistols or rifle. With rifle, shoot the five rifle targets in a continuous clockwise sweep beginning on any target. With pistols, engage the 4 pistol targets with a continuous clockwise sweep beginning on any target. Return pistols to holsters. Shoot the shotgun last, in a PI sweep. Engage targets in any order until down.



Sam is in town drumming up business for his Thanksgiving turkeys. He is tacking up a notice at the train depot when he sees the beginning of a ruckus. Several cowboys are up to no good and the feathers are flying. As a retired lawman, Sam just has to step in.

Round count

- 10 pistol
- 10 rifle
- 4 + shotgun on your person

Shooting Order


- rifle
- shotgun
- pistol
- pistol

Staging

Rifle in right window. Shotgun on center table. Two pistols loaded with five rounds each and holstered. Starting position: at right window with poster and tack hammer in hand. One in each hand.

Procedure

Shooter starts at right window with poster and tack hammer - one in each hand. Shooter indicates ready by saying the line **“Skedaddle or get shot”** At the beep, with rifle, first engage the train ENGINE and shoot a progressive sweep - 1 on 1, 2 on 2, 3 on 3, 4 on 4. Take rifle with you and make safe on the table or place it in the rack by the window - just don't return rifle to window. With shotgun, engage the two right targets **and then** the two left targets. Make-ups may be made at any time. With pistols, first engage the train CABOOSE and shoot a progressive sweep - 1 on 1, 2 on 2, 3 on 3, 4 on 4.



shotgun on table



Window

doorway++++++ ++++++



Window with rifle
rifle rack

Stage 4 Bay 5 The Jail

by: Pig Iron Lane

What with the thieves Sam rounded up at his ranch, and the ones he halted at the train robbery, the jail is near capacity. His conversation with the sheriff is interrupted by gunfire from the street.

Round count

- 10 pistol
- 10 rifle
- 4 + shotgun on your person

Shooting Order


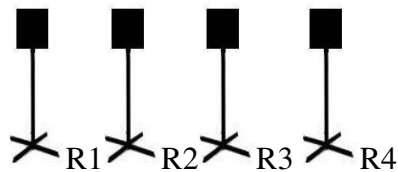
- shotgun
- rifle
- pistol
- pistol

Staging

All guns on target box.

Procedure

Shooter starts standing behind line at front door hands on each side of door frame. Shooter indicates ready by saying **“Well, there's always room for one more turkey.”** At the beep, move to target box and retrieve shotgun. Shoot four shotgun targets until down, make gun safe. With rifle put at least two rounds on each target and make rifle safe. Using pistols as needed, put at least two rounds on each target for 10 rounds. (pistols may go back to target box or to leather.)



Shooter starts on front porch



Stage 5 Bay 6 The Cemetery

by: Pig Iron Lane

Sam is passing boot hill on the way back to his ranch when a buggy roars by with a couple of no-goods in pursuit. A few well placed shots dissuades the villains and the buggy stops. It is the mayor's daughter aboard and she's way prettier than Sam remembers. As Sam nears, hat in hand, she says "Oh, thank you." Sam replies, "The way I see it, I'm the one who should be thankful."

Round count

- 10 pistol
- 10 rifle
- 4 + shotgun on your person

Shooting Order

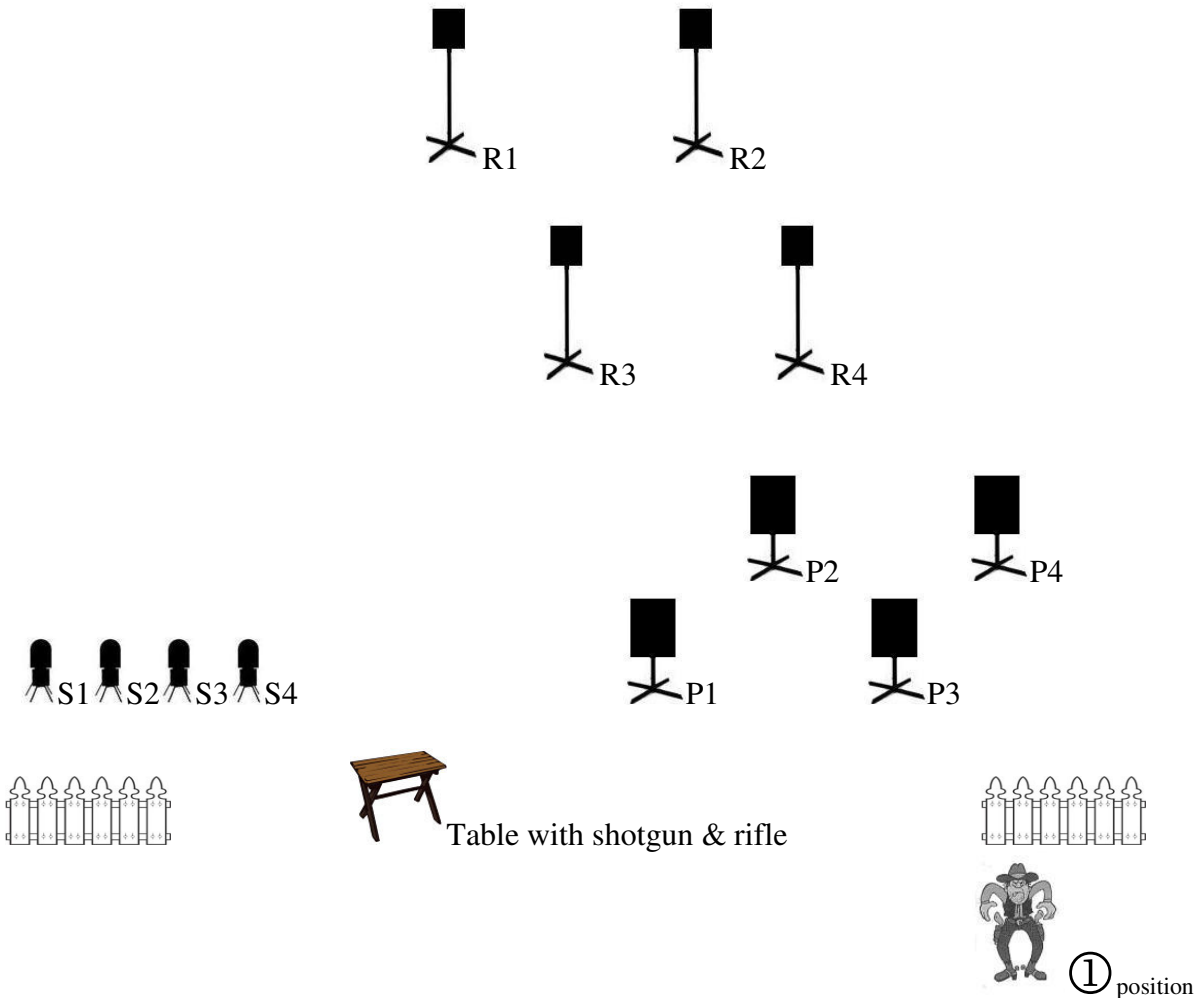
- pistol
- pistol
- rifle
- Shotgun

Staging

Shotgun and rifle staged on table. Two pistols loaded with five rounds each and holstered. Starting position: standing at fence to right (right of the post) of Boot Hill examining hat.

Procedure

Shooter starts standing at fence to right (right of the post) of Boot Hill examining hat. When ready, drop the hat and say the line **"I'm the one who should be thankful."** At the beep, with pistols, alternate on any two targets for five rounds an then the two remaining targets for five rounds. Move to rifle, alternate on any two targets for five rounds an then the two remaining targets for five rounds. Place open and empty rifle on the table. Retrieve shotgun, move to left of entry post and engage four targets in any order until down.



Stage 6 Bay 7 Livery Stable

by: Pig Iron Lane

Sam is checking on his horse at the livery stable when he gets caught in a gun battle between the sheriff and some would-be bank robbers. He gets double-dog mad when he notices the turkey feathers in their hats. He asks the sheriff, "Can't we hang turkey rustlers?"

Round count

10 pistol
10 rifle
4 + shotgun on your person

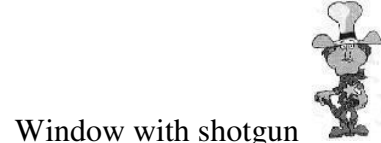
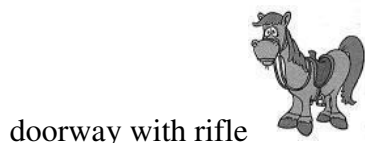
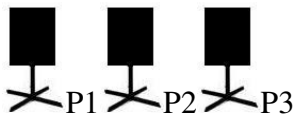
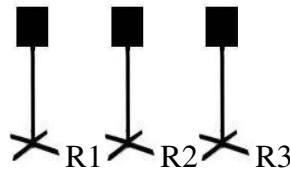
Shooting Order

pistol
pistol
rifle
shotgun

Staging

Rifle loaded with 10 and staged on horse in center opening. Two pistols loaded with five rounds each and holstered. Shotgun in right window. Starting position: at left window with hands on pistol grips.

Procedure Shooter starts at left window with hands on pistol grips. When ready, say the line **"Can't we hang turkey rustlers?"** At the beep, with pistols, engage the two outside targets with two rounds each and then one round on the center target and repeat. (Begin on either end for each series) Move to rifle. Put two rounds on each of the outside targets, then one in center and repeat. (Begin on either end for each series) Place rifle open and empty on horse. Move to shotgun and shoot two outside targets then two inside targets.



Bay 7 Warm Up Stage

by: Pig Iron Lane

HAPPY THANKSGIVING! Friends and family, flag and country, freedom and liberty. Remember to be thankful for all that we have - all that we hold dear.

Round count

- 10 pistol
- 10 rifle
- 4 + shotgun on your person

Shooting Order

- pistol
- pistol
- rifle
- shotgun

Staging

Rifle loaded with 10 and staged on horse in center opening. Two pistols loaded with five rounds each and holstered. Shotgun in right window. Starting position: at right window with both hands on hat brim.

Procedure Shooter starts at right window with hands on hat brim. When ready, say the line **“Happy Thanksgiving”** At the beep, engage all shotgun targets until down in any old order at all. Make shotgun safe in window and move to doorway, with rifle, shoot a Nevada sweep from one direction and then shoot a Nevada sweep from the other direction. Make rifle safe on horse and move to left window. Engage pistol targets through the window in a Nevada sweep from one direction and then shoot a Nevada sweep from the other direction.

