

Shootout at Limerickety

Stage One (Saloon)—10 Rifle, 10 Pistol, 4+ Shotgun

From Shifty Eye's famous Saloon

Burst Sheriff Lord holding on to a goon,

He tossed out the drunk, with a boot to his trunk


And said, "Boy, it ain't even noon."

Shooting order: Pistol, pistol, rifle, shotgun

Starting Position: Standing on deck to left, hands on pistols.

Staging: Two pistols loaded with 5 rounds each and holstered. Rifle, loaded with 10 rounds, staged in left window. Shotgun staged in right window.

Procedure: Say "**It ain't even noon.**" ATB with first pistol double tap any target, then triple tap any other target. With second pistol, shoot the 2 remaining targets (those not shot with first pistol), double tapping one of them and then triple tapping the other. Holster pistols. With rifle, shoot 2 targets with 2 rounds each and the other 2 with 3 rounds each, in any order. Make rifle safe in either window. Retrieve shotgun and shoot the 4 knockdown targets in any order.



Stage Two (Well)—10 Rifle, 10 Pistol, 4+ Shotgun on person

Jake's shot ricocheted off the well

Tho' his shooting did usually excel

But Slick's aim was true, and much blood he drew

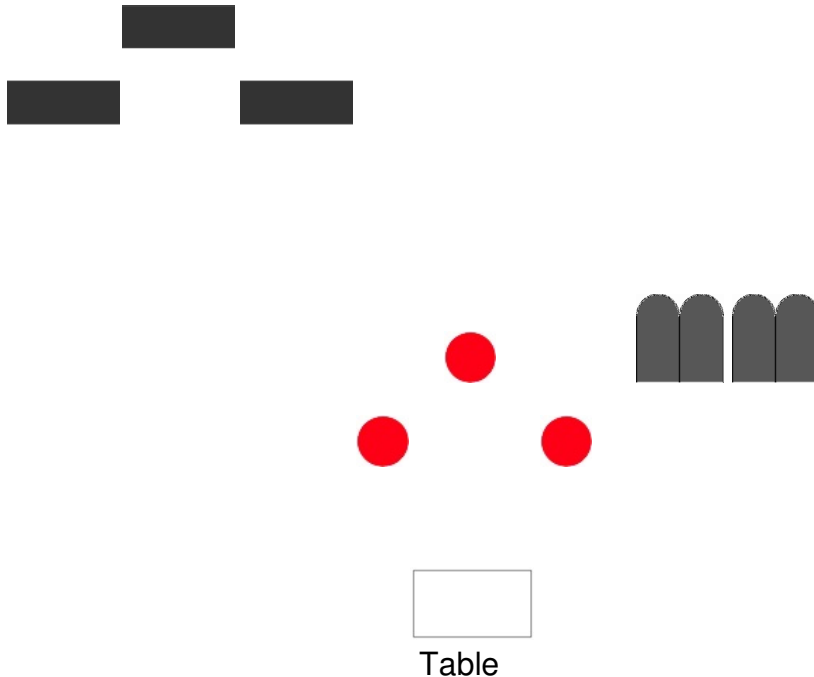
From the rustler he sent on to hell

Shooting Order: Rifle first, then shooter's choice.

Starting Position: Standing with hands touching behind back.

Staging: Two pistols loaded with 5 rounds each and holstered. Rifle, loaded with 10 rounds, and shotgun staged on table.

Procedure: Say "**The price of rustlin' is high here.**" ATB, with rifle shoot the 3 far targets in a continuous Nevada sweep, starting from either end, double tapping the center target each time. With the pistols, shoot the 3 pistol targets following the same instructions as for rifle. With shotgun, shoot the 4 knockdown targets in any order.



Stage Three (Fort)—10 Rifle, 10 Pistol, 4+ Shotgun

Capt. Bill was in charge of the fort

On courage he never ran short

When the Cheyenne drew near, they soon came to fear

The sound of his Spencer's report

Shooting Order: Shotgun, rifle, pistol, pistol

Starting Position: Standing at left window, shotgun at Cowboy port arms.

Staging: Pistols loaded with 5 rounds each and holstered. Rifle loaded with 10 rounds and staged on table. Shotgun held in both hands at Cowboy port arms.

Procedure: Say “**Let’s give ‘em what fer, boys.**” ATB, shoot 2 knockdowns on left through window. Move behind table and shoot 2 remaining knockdown targets through center opening. Make shotgun safe on table. With rifle shoot 5 targets in a 1-2-4-2-1 sweep, starting from either end. Make rifle safe on table or in right window. With pistols, shoot the 5 targets through the right window following the same instructions as for rifle.



Window



Table



Window

Stage Four (Jail)—10 Rifle, 10 Pistol, 4+ Shotgun

Sass E. had not seen a jail

But wanted to help D.Q. with bail

So on in she went, and her money she spent


Just to get him back out on the trail

Shooting Order: Rifle, shotgun, pistol, pistol

Staging: Pistols loaded with 5 rounds each and holstered. Rifle loaded with 10 rounds and staged in vertical rack to right or on window shelf. Shotgun staged on target box.

Starting Position: Standing behind or beside target box with both hands flat on top.

Procedure: Say “**Ten dollars is all I have.**” ATB, with rifle, shoot the 3 rifle targets through the window in a 3-4-3 sweep, starting from either end. Make rifle safe in vertical rack, shelf, or on target box. With shotgun, shoot the 4 knockdown targets in any order. With pistols, shoot the 3 near targets in a 3-4-3 sweep, starting from either end..



Stage Five (Cemetery)—10 Rifle, 10 Pistol, 4+ Shotgun

Silver City fought off the brisk chill

From the wind that swept over Boot Hill

He and Curly there dueled, an old argument fueled


By their wish one another to drill

Shooting Order: Pistol, pistol, rifle, shotgun

Staging: Pistols loaded with 5 rounds each and holstered. Rifle loaded with 10 rounds and held at ready in both hands. Shotgun staged on table.


Starting Position: Standing behind table, rifle in both hands.

Procedure: Say “**I should have shot you sooner.**” ATB, With rifle shoot the 3 rifle targets with a double tap Nevada sweep starting and ending on center target. Down rifle safely to table; with pistols, shoot the 3 pistol targets with a double tap Nevada sweep starting and ending on center target. Holster. With shotgun shoot the two knockdowns and the clays in flight. Misses on aerial clays may be made up on the stationary clays to right.



(2 clays on poles)

Knockdowns with clays



Table

Stage Six (Livery)—10 Rifle, 10 Pistol, 4+ Shotgun

From the stables, the thieves potshotted Hank

And Koda, Bandanna and Yank

Their pistols the four men then drew, and shot the hapless pair through

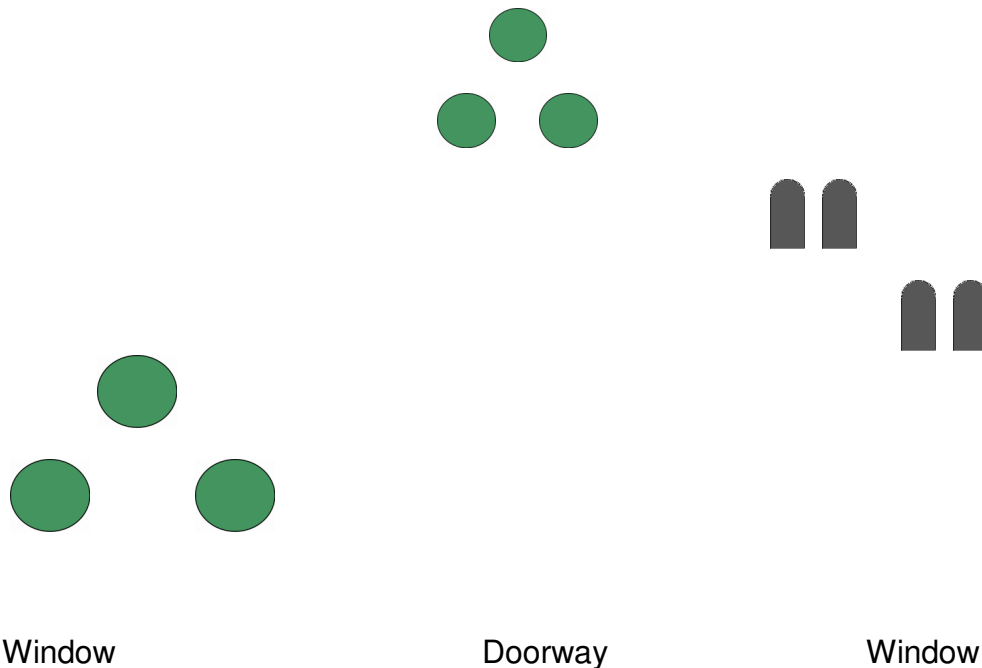
For daring to rob the town's bank.

Shooting Order: Shooter's choice, rifle not last.

Staging: Pistols loaded with 5 rounds each and holstered. Rifle loaded with 10 rounds and staged on table in doorway.. Shotgun staged in right window.

Starting Position: Standing behind center of table, holding bank box.

Procedure: Say, **"You bought yourselves an overwithdrawal penalty."** ATB, place box on table or in window of choice. With rifle, shoot each of the 3 targets 3 times, in any order, then place the 10th round on the center target. Make rifle safe. From left window, with pistols, shoot each of the 3 targets 3 times, in any order, then place the 10th round on the center target. With shotgun, engage the 4 knockdowns in any order.



Warm up (Livery)—10 Rifle, 10 Pistol, 4+ Shotgun

Shooting Order: Rifle, pistols, shotgun.

Staging: Pistols loaded with 5 rounds each and holstered. Rifle loaded with 10 rounds and staged on table in doorway.. Shotgun staged in right window.

Starting Position: Standing behind center of table, both hands on hat.

Procedure: Say, **“It’s already warm enough.”** ATB, With rifle, shoot the rifle targets in two vigilante sweeps - both from the left. (1,2,1,2,3) Make rifle safe. From left window, with pistols, shoot pistol targets in two vigilante sweeps - both from the left. (1,2,1,2,3) repeat. With shotgun, engage the 4 knockdowns from left to right.

