

A Cowboy 4th of July

In the life of an early-day cowboy
the only two days he could rest
were Christmas that came in the winter
and July the Fourth which was best.

Cause no one could ever out-holler
or let his whole spirit soar high
as a just-off-the-range happy cowboy
when it came to the Fourth of July.

Independence was more than a "Day," boys:
twas his way of life, don't you see,
and he weren't about to miss showin'
just how much it meant to be free.

The cow towns knew that much about him;
they plum went all out for the Fourth.
They opened the town to the trailhands,
who'd come in by wagon or horse.

Tweren't nuthin' could dampen their spirits,
or keep any trailhand away,
and no one could hold back a cowboy
from kickin' his heels up that day.

There was music and dancin' and fireworks,
declarations, and ,not. just a few.
a free-for-all town celebration,
all decked out in red, white and blue.

They were proud of this land and this nation,
and showed it for any to see.
Today we might bolster our own pride
rememberin' our own history.

In the life of an early-day cowboy
the only two days he could rest
were Christmas that came in the winter
and July the Fourth which was best.

Rod Nichols 2004

Stage 1 4th of July at River Bend

Bay 2

In the life of an early-day cowboy
the only two days he could rest
were Christmas that came in the winter
and July the Fourth which was best.

Round count

10 pistol

10 rifle

4 + shotgun on your person

Shooting Order

rifle

pistol

pistol

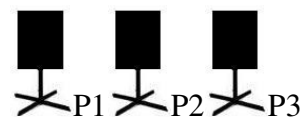
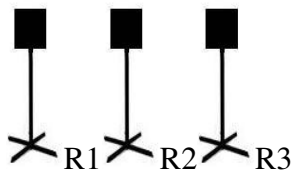
shotgun

Staging

Rifle in left window, shotgun in left window. Two pistols loaded with five rounds each and holstered.

Procedure

Shooter starts standing at left window, rifle at port arms. Shooter indicates ready by saying line **“July the Fourth is the best”** At the beep, engage the rifle targets in 2 (five shot) Nevada sweeps starting on the center target. (double tap R2 in the middle of the run). Take shotgun to doorway and shoot the shotgun targets in any order. Place open and empty shotgun on right window tray. With pistols, engage the pistol targets in 2 Nevada sweeps starting on the center target. Nevada sweeps may run in either direction and at least 4 shotgun shells must be fired.



Stage 2 4th of July at River Bend Bay 3

Cause no one could ever out-holler
or let his whole spirit soar high
as a just-off-the-range happy cowboy
when it came to the Fourth of July.

Round count

10 pistol
10 rifle
4+ shotgun on your person

Shooting Order

pistol
pistol
rifle
shotgun

Staging

Rifle and Shotgun staged on table. Two pistols loaded with five rounds each and holstered.

Procedure

Shooter starts beside table touching hat brim with both hands. Shooter indicates ready by saying the line **“let your whole spirit soar high”** At the beep, Shoot 5 on 3 with each pistol. Each pistol target must be engaged at least once with each revolver. Holster. Pick up rifle and shoot the pyramid rifle targets by shooting the top target and then one target in the second tier, the top target, then the other second tier target, the top target, then one of the bottom targets, the top target, then the other bottom target, then finish with the top target WITH A DOUBLE TAP. Put open and empty rifle on horse. Take shotgun and shoot the 4 shotgun targets left to right. Sorry Pig Iron.



table with rifle and shotgun

Stage 3 4th of July at River Bend

Bay 4

They were proud of this land and this nation,
and showed it for any to see.
Today we might bolster our own pride
rememberin' our own history.

Round count

10 pistol
10 rifle
4 + shotgun on your person

Shooting Order

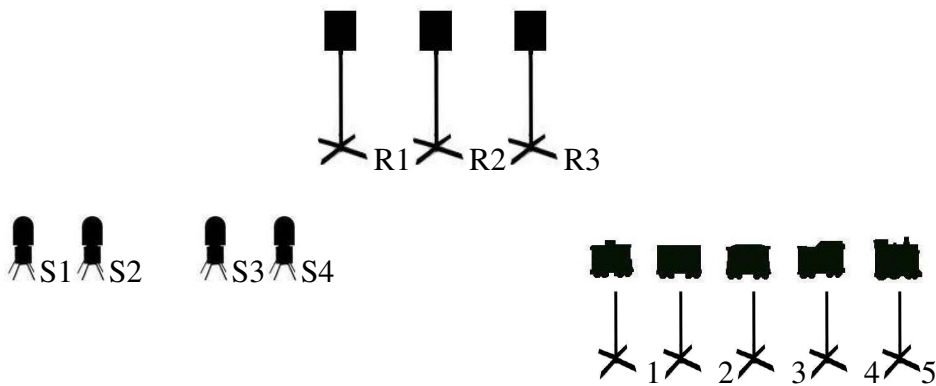
pistol
pistol
rifle
Shotgun

Staging

Rifle either window and Shotgun staged in left window. Two pistols loaded with five rounds each and holstered.

Procedure

Shooter starts standing behind the right window with right hand on your heart and left hand loose by your side. Shooter indicates ready by saying the line **“Let freedom ring for ___ ” (say the name of your own friend or family American hero)** At the beep, address the train targets by placing two shots on each target with pistols in any order. Holster. With rifle (from either window) shoot at least three shots on each rifle target with no double or triple taps. Return open and empty rifle to the window. Take shotgun. Shoot the 4 shotgun targets in any order.



Stage 4 4th of July at River Bend

Bay 5

Independence was more than a "Day," boys:
 twas his way of life, don't you see,
 and he weren't about to miss showin'
 just how much it meant to be free.

Round count

10 pistol
 10 rifle
 AT LEAST ONE + shotgun on your person

Shooting Order

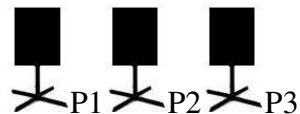
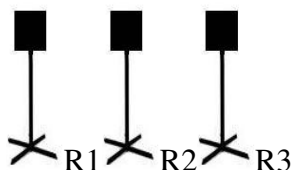
rifle
 shotgun
 pistol
 Pistol

Staging

Rifle and shotgun staged on target box. Two pistols loaded with five rounds each and holstered

Procedure

Start standing outside doorway with hands on each side of door sill. When ready, say the line, **“Happy 4th of July”** At the beep, move to the target box and shoot the rifle targets with at least 3 shots on each target in any order. Place open, empty rifle on target box. Pick up shotgun and knock down the four shotgun targets. If one shot is all it takes, fire only one shot. Place open, empty shotgun on target box. Move to window and shoot pistol targets through the window. With first pistol shoot a Nevada sweep on the 3 targets from either direction. Repeat with the second pistol.



Shooter starts in front of the jail

Stage 5 4th of July at River Bend Bay 6

There was music and dancin' and fireworks,
declarations, and ,not. just a few.
a free-for-all town celebration,
all decked out in red, white and blue.

Round count

10 pistol
10 rifle
2 + shotgun on your person

Shooting Order


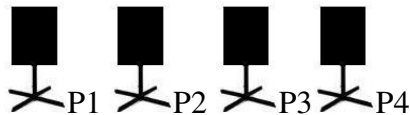
rifle
pistol
pistol
Shotgun

Staging

Shotgun staged on table. Rifle at port arms. Two pistols loaded with five rounds each and holstered.

Procedure

Shooter starts with rifle at port arms on starting mark. Shooter indicates ready by saying line **“Red White and Blue”** At the beep, engage the rifle targets in a continuous Nevada sweep from either direction with the rifle. Move and safely place open and empty rifle on the table. With pistols engage the targets in a continuous Nevada sweep from either direction. Holster and shoot shotgun knockdowns from either direction.



Stage 6 4th of July at River Bend

Bay 7

Every day's the Fourth of July
 For that ol' red, white and blue.
 A tie that binds, a spirit that shines
 And it shines the whole year through.
 And every little thing she stands for
 Really stands for me and you,
 Hey, every day's the Fourth of July
 For that ol' red, white and blue.

Round count

10 pistol
 10 rifle
 6 + shotgun on your person

Shooting Order

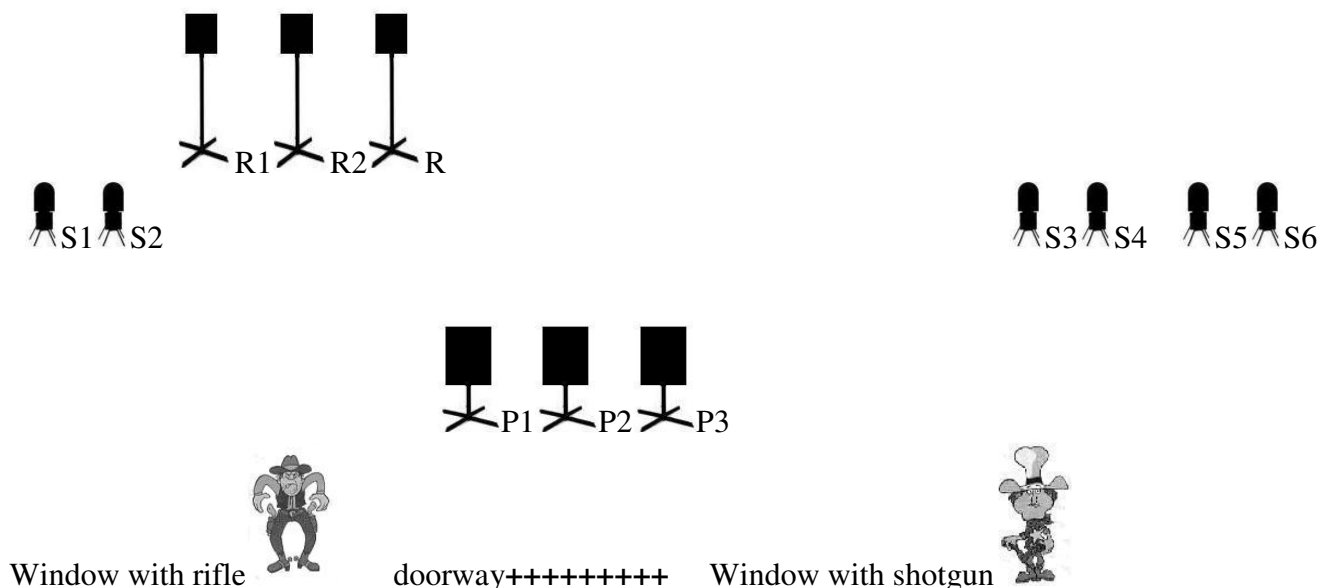
pistol
 pistol
 rifle
 shotgun
 shotgun

Staging

Rifle and shotgun staged on left window. Two pistols loaded with five rounds each and holstered.

Procedure

Shooter starts standing in doorway with hands on pistol grips. Say the line **“for flag and country”**. At the beep, engage the pistol targets by shooting P2 three times and then each of the outside targets one time each. Repeat with the second pistol. Holster. Move to the left window and shoot the rifle targets by shooting R2 three times and then each of the outside targets one time each, repeat sequence exactly as it was shot the first time. Shoot the two left shotgun targets and then move to the right window and address the last four shotgun targets through the window in any order.



Stage Warm-up 4th of July at River Bend

Bay 7

Every day's the Fourth of July
 For that ol' red, white and blue.
 A tie that binds, a spirit that shines
 And it shines the whole year through.
 And every little thing she stands for
 Really stands for me and you,
 Hey, every day's the Fourth of July
 For that ol' red, white and blue.

Round count

10 pistol
 10 rifle
 6 + shotgun on your person

Shooting Order

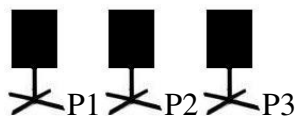
pistol
 pistol
 rifle
 shotgun
 shotgun

Staging

Rifle and shotgun staged on left window. Two pistols loaded with five rounds each and holstered.

Procedure

Shooter starts standing in doorway with hands on pistol grips. Say the line **“for flag and country”**. At the beep, engage the pistol targets by shooting two vigilante sweeps (1 - 2 - 1 - 2 - 3) from either direction. Repeat exactly with second pistol. Holster. From the horse, shoot the rifle targets by shooting a vigilante sweep starting on either end and then repeat the sequence exactly as it was shot the first time. Return rifle open and empty to horse. Shoot the two left shotgun targets and the four right shotgun targets in any order from anywhere on the firing line.



Horse with rifle and shotgun