

## Stage 1 Berm 2 Silverado

Silverado (1985) opens with a dramatic gunfight; Emmett (Scott Glenn) kills four henchmen of Ethan McKendrick. Emmett was recently released from prison for killing McKendrick's father. As he travels to the town of Silverado, Emmett finds a man, Paden (Kevin Kline), lying near death in the desert. Four other men had left Paden for dead. He was wearing only his underwear.

### Round count

10 pistol  
10 rifle  
4 + shotgun on your person

### Shooting Order

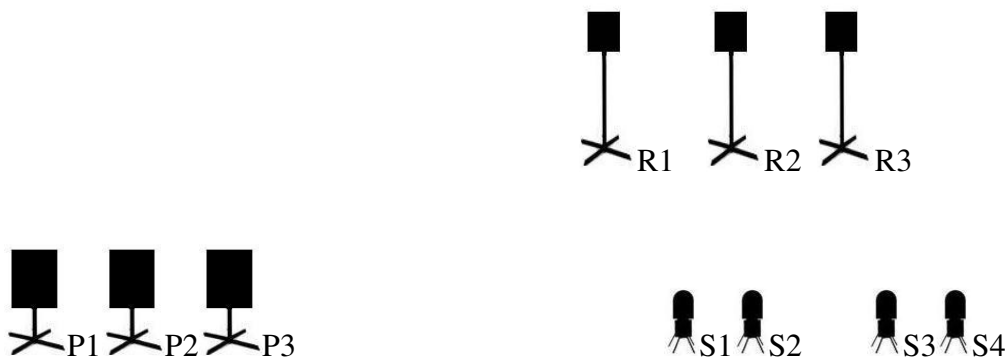
pistol  
pistol  
rifle  
shotgun

### Staging

Rifle staged on table. Shotgun staged on table. Two pistols loaded with five rounds each and holstered.

### Procedure

Shooter starts standing with at least one foot touching the starting block. Shooter indicates ready by saying the line "**Happy New Year**" or "**Least they didn't kill me. That was right considerate.**" At the beep, draw first pistol and engage P2 with two shots, P1 with 2 shots, P2 with 2 shots, P3 with 2 shots and P2 with 2 shots. (double tap Nevada sweep starting in the middle) Shoot rifle targets as pistol targets were shot starting on R2. Return rifle open and empty to table and with shotgun shoot the four targets in any order. This stage was written "gunfighter friendly" in honor of Judge'em All - we don't want to forget how to shoot 'em!



  
Starting block

Table with rifle and shotgun



**Stage 2 Berm 3 Well Silverado**

Paden tells his story: Four cowboys come by and we decide to ride together for a while, friendly as can be, then suddenly everybody's pointing their gun but me. I guess they admired my horse. As they enter Turley, Paden spots his horse near the well house. He buys a gun, loads it as he enters the street, dodges several bullets and then shoots the man who stole his horse. He and his horse are kissing when the cavalry sergeant arrives.

**Round count**

10 pistol  
10 rifle  
4 + shotgun on your person

**Shooting Order**

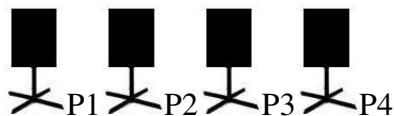
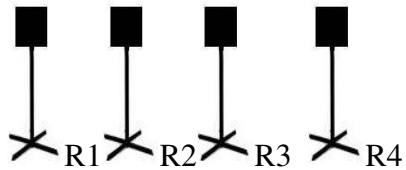
pistol  
pistol  
rifle  
shotgun

**Staging**

Rifle on horse and shotgun on well shelf or table. Two pistols loaded with five rounds each and holstered.

**Procedure**

Shooter starts standing with both hands on the horse pretending to be kissing horse. Shooter indicates ready by saying the line "**Happy New Year**" or "**Can't you see this horse loves me?**" At the beep, engage the pistol targets in Lawrence Welk sweep from either end. 1 on 1, 2 on 2, 3 on 3, 4 on 4. Holster and take rifle from horse. Shoot the rifle targets in a Lawrence Welk sweep from either end. Stay within an arm's length of horse. Rifle can be returned to horse or it can go to the well or table to be made safe. Shotguns targets are addressed in a Pig Iron (any order) sweep.



Shooter with both hands on horse

### Stage 3 Berm 4 Fort Silverado

After leading the wagon train to Silverado, Emmett and Jake hear from their sister that Ethan McKendrick is attempting to seize all the land surrounding the town for cattle ranching. Paden goes to work for Cobb. Mal finds his father's farm has been overrun by McKendrick's men and cattle. Mal's father is killed and his Henry rifle is taken from him. It takes Malachi a while to recover the rifle and put it to use.

#### Round count

10 pistol  
9 rifle  
6 + shotgun on your person

#### Shooting Order

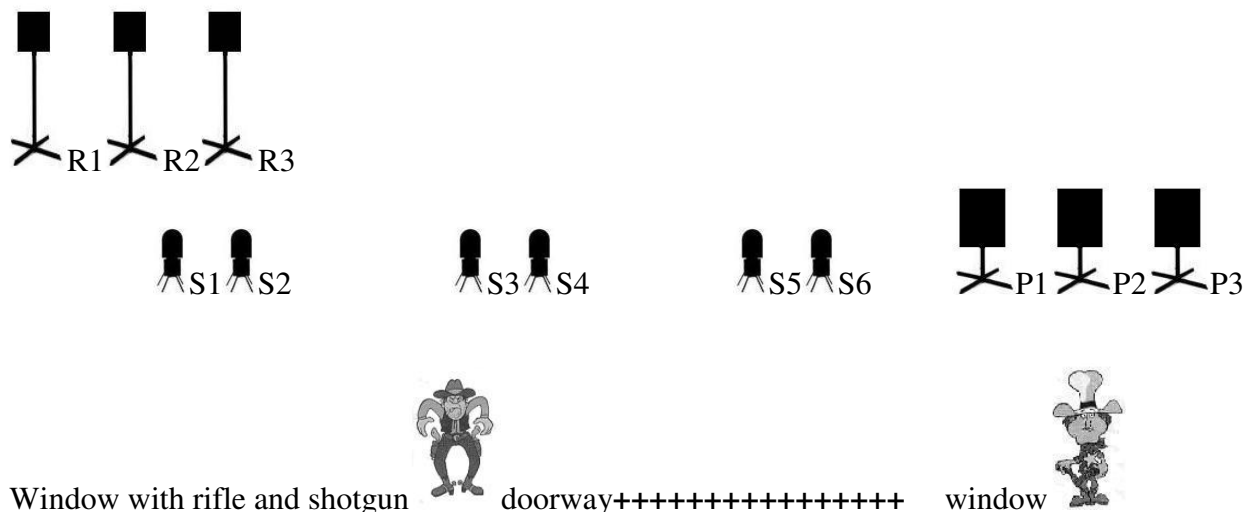
rifle  
shotgun  
pistol  
pistol

#### Staging

Shotgun and rifle in left window. Two pistols loaded with five rounds each and holstered

#### Procedure

Shooter starts at the left window with hands flat on platform. Shooter indicates ready by saying the line "**Happy New Year**" or "**Have you ever seen what a Henry rifle will do in the hands of somebody that can use it?**" At the beep, pick up rifle and triple tap rifle targets in any order. Return rifle to platform, take shotgun, shoot S1 and S2 through left window. Move to doorway shoot S3 and S4. Shoot S5 and S6 through right window. Shotgun targets can only be made up from the appropriate firing position for that target. Kids can shoot all shotgun targets from the doorway - if they wish. Place shotgun safely in right window. With first pistol, shoot the three pistol targets in a Nevada sweep beginning on either end. Holster and shoot a Nevada sweep starting on the other end with second pistol.



## Stage 4 Berm 5 Jail Silverado

Emmett and Paden went to Turley to meet Emmett's brother, Jake (Kevin Costner), who is scheduled to hang for killing a man in self-defense. Paden is also jailed after a gun fight in which he kills the man who stole his Colt pistol and fancy hat. Paden says "You're wearing my hat. What else you got that's mine? I hope your fingers aren't tickling my ivory-handled Colt." Emmett breaks Jake and Paden out of jail. The three escape with the help of Malachi Johnson (Danny Glover), a black sharpshooter.

### Round count

10 pistol  
10 rifle  
2+ shotgun on your person

### Shooting Order

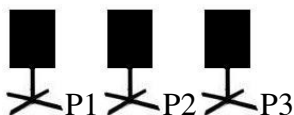
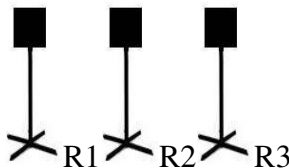
pistol  
rifle  
pistol  
shotgun

### Staging

All guns staged on target box. Shooters hat on the dummy.

### Procedure

Shooter starts standing inside the jail cell with back against wall opposite the door. The door is standing open. Shooter indicates ready by saying the line "**Happy New Year**" or "**You're wearing my hat.**" At the beep, leave jail cell, take hat from dummy and place it on head. Go to guns. With first pistol engage pistol targets in a Vigilante sweep (1, 2, 1, 2, 3) from the left. Return pistol to target box and take rifle. Engage R1 through R3 with two Vigilante sweeps from the left (1, 2, 1, 2, 3, 1, 2, 1, 2, 3). Replace open and empty rifle on box and with second pistol, repeat the Vigilante sweep from the left. Return pistol to target box, take shotgun. Move to the window; shoot the shotgun targets in a Pig Iron sweep (any order) through the window.



Shooter starts in jail cell

## Stage 5 Berm 6 Silverado

Emmett, Paden, Jake and Malachi help a wagon train of settlers recover their stolen cash from band of thieves. Of course, there is a beautiful – soon to be – widow waiting on the wagon train. Emmett rides into the thieves' hideout, near the ghost town cemetery, by pretending to be another bank robber on the run. The outlaw leader is none too happy to see any of them.

### Round count

10 pistol

10 rifle

4 + shotgun on your person

### Shooting order

shotgun last

### Staging

Rifle and Shotgun staged on table. Two pistols loaded with five rounds each and holstered.

### Procedure

Shooter starts standing by table with reins in both hands. Shooter indicates ready by saying the line "**Happy New Year**" or "**Mind? You bring a posse to my best hideout and you ask me if I mind!**" At the beep, shoot the three pistol targets and the three rifle targets in any order. Five on three with each pistol and a minimum of two shots on each rifle target (ten on three). Pistols and rifle may be shot in any order you choose. Finish by taking the shotgun - move to the right of the post and shoot the shotgun targets from **left to right**. Clay is a 5 second bonus, not a miss. It must be addressed.

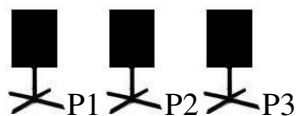
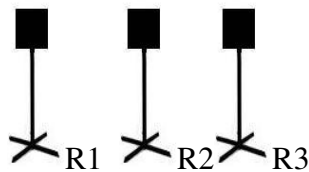


table with rifle and shotgun

## Stage 6 Berm 7 Livery Stable Silverado

The town sheriff, Cobb (Brian Dennehy), is on McKendrick's payroll and is defending the actions of the cattle rancher's thugs. Emmett, Jake and Mal decide to fight back and Paden is left to decide whether to keep the lucrative job Cobb has given him or pursue justice. At the film's climax, Jake, Mal, Paden and Emmett fight their way to McKendrick and defeat him. Paden later kills Cobb in a shootout and becomes the town's new Sheriff.

### Round count

10 pistol

10 rifle

4 + shotgun on your person

### Shooting Order

rifle

pistol

pistol

shotgun

### Staging

Shotgun on table, rifle raised. Pistols holstered.

### Procedure

Shooter starts standing behind table holding the rifle ready but not levered. Shooter indicates ready by saying the line "**Happy New Year**" or "**Last one at the Midnight Star buys.**" At the beep, lever the rifle and engage R1 and R4 with 3 shots each, in any order, then engage R2 and R3 with two shots each in any order. Replace rifle, open and empty on the table. With the first pistol put two rounds each on outside targets (starting on either end) and then one shot on center. Repeat exactly with the second pistol. Pistols are holstered. With the shotgun, shoot the 4 shotgun targets in any order. Shotgun targets shot through opposite windows. Make up shotgun misses where shot only.

