

Hi Everyone - Welcome to August!

We will be putting a lot of emphasis on popsicles, cold drinks, and saloons in the story line today. It's not hot if you think cold. Well, that sounded like a plausible cognitive distortion anyway.

In my mind, overt - **over the top** - plagiarism is a much less serious crime than the sneaky (I thought I could get away with it) kind of plagiarism. Since you can't get much more 'overt' than the word theft presented in this month's match, we are going to call it Givhans Ferry at River Bend and give our hearty thanks to the folks who so generously made their upcoming scenarios available early. This is great for those (unnamed gamers) who might want to get in some quality practice. To those of us, who perhaps can't go to South Carolina this year, it gives us the opportunity to experience shooting some of the stages that will be at the regional championships in November. So enjoy today's fantasy trip to the coastal region of Charleston and the 'change of scenery' around River Bend. If you don't like these stages, don't blame me - all I did was steal them.

Do try to go experience the real thing!

Witch Doctor

Gunfight at Givhans Ferry
Southeastern Regional Championship

<http://givhansferry.homestead.com/index.html>

Stage 1 Shifty Eye Saloon

Bay 2

Shifty Eye stalked into his newly constructed saloon. He was on the lookout for that crow brained Tonto wannabe - Koda Joe. He spotted Joe and (with finger tips nibbling at his revolver butts - gunfighter style of course) Shifty inched up to Koda - then gave him a big man hug. "Thank you so much for my beautiful saloon doors, my friend. You do good work. But, did you know you have bird poo in your hair?"

Round count

10 pistol
 10 rifle
 6 + shotgun on your person

Shooting Order

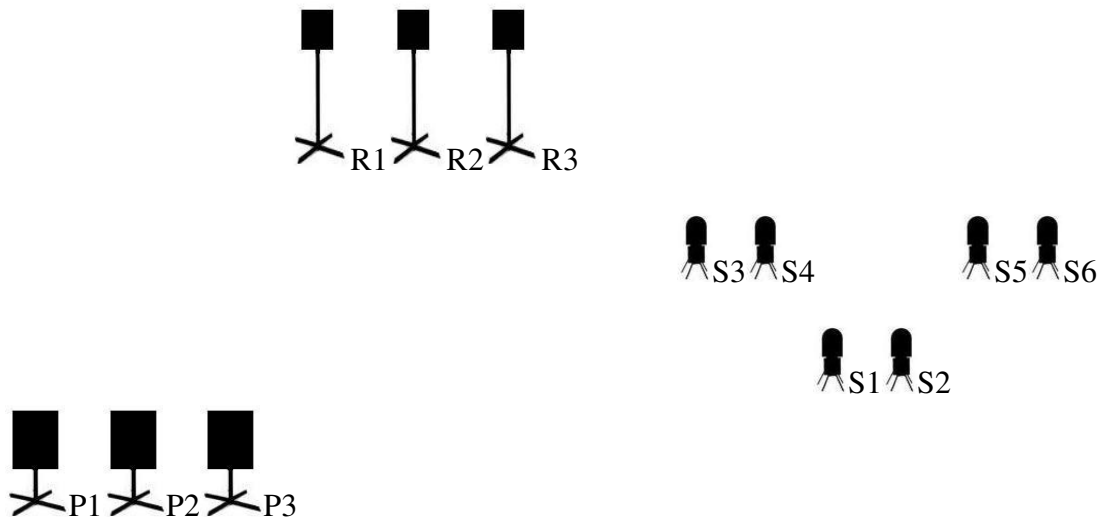
rifle
 pistol
 pistol
 shotgun

Staging

Staging: Pistols holstered, rifle staged in left window, and shotgun staged in right window. Start on left porch with hands on pistol grips.

Procedure

Shooter starts standing at left window, hands fingering pistol grips. Shooter indicates ready by saying line **“Koda you've got bird poo in your hair”** ATB: with pistols, starting at either end, engage pistol targets in a modified progressive sweep, 2 on 1st Target, 3 on 2nd target, 4 on 3rd target and 1 on 1st Target. Move to middle window and engage rifle targets same as for pistol. Move to right window. With the shotgun first engage the middle pair of shotgun targets then engage the remaining pairs in any order, but must engage as pairs. Missed shotgun targets may be made up at any time.



Stage 2 Blackhawk's Well

Bay 3

Blackhawk Henry spent all night and two days digging the well just so that Dixie Pistols could have a drink of cold water. Here she comes now. "Would you like a drink of water, my dear? Why don't you sit down on this beautiful horse of Jake's and I'll get you one?" "No thanks," she says, "what I really want is a nice red, white, and blue popsicle. I think I'll just wait right here until that grumpy old witch of a waitress brings my order."

Round count

10 pistol
 10 rifle
 4+ shotgun on your person

Shooting Order

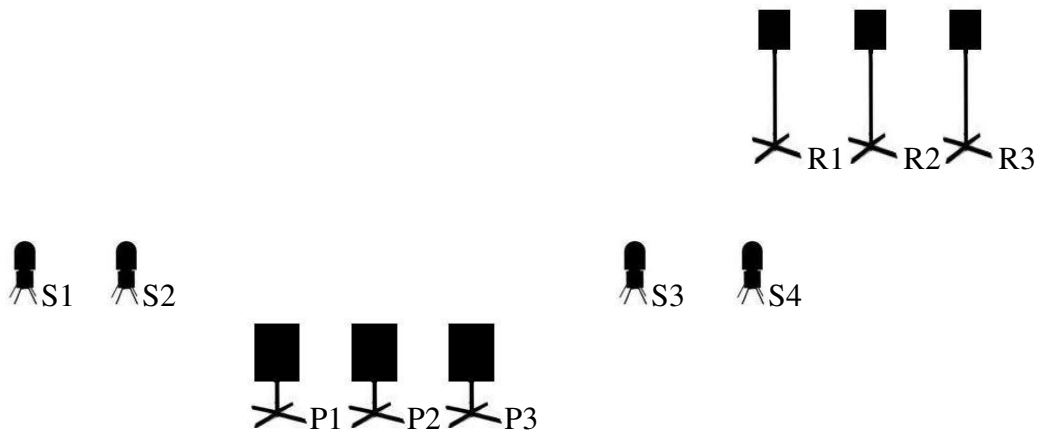
rifle
 pistol
 shotgun
 pistol
 shotgun

Staging

All guns staged on horse.

Procedure

Shooter starts sitting on horse touching hat brim with both hands. Shooter indicates ready by saying the line **“where'd that old witch go?”** ATB: Engage rifle targets with 3 rounds on middle target, then 1 round on each outer target, repeat instructions. Return rifle to horse. With first pistol engage pistol targets with 3 rounds on middle target and then 1 round on each outer target. Return pistol to horse. With shotgun knock down either two shotgun targets. Repeat instructions with second pistol. Knock down the other two shotgun targets. Each shotgun pair must be made up before moving to another gun.



shoot seated on horse - all guns staged on horse

Stage 3 Col. Kelley's Fort

Bay 4

The Irish Colonel searched his entire fort looking around for someone to "Colonel over". All he could find was Georgia Slick and Slick wasn't in the mood for any 'Coloneling'. They made a deal. "If you won't Colonel me - I won't Sergeant you." Everyone knows who always wins that battle anyway - sorry colonels of the world. They went on down to the Shifty Eye Saloon to have a couple of "Private" beers.

Round count

10 pistol
 10 rifle
 4 + shotgun on your person

Shooting Order

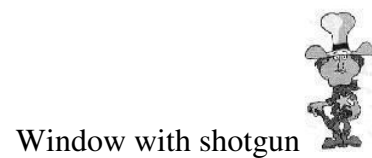
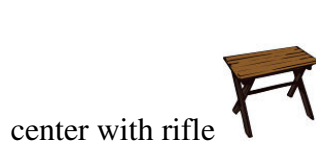
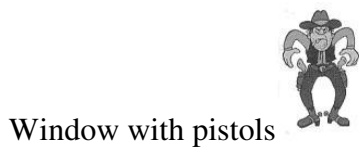
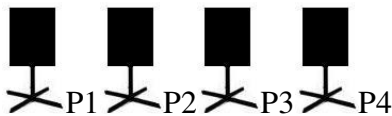
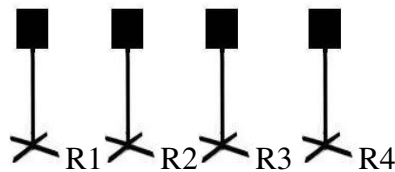
pistol
 pistol
 rifle
 Shotgun

Staging

Rifle staged on table in the middle of the doorway, Pistols holstered, and shotgun in right window, start standing erect behind left window, both hands on butt - yours - not your guns .

Procedure

Shooter indicates ready by saying the line **"Let's go have a beer"** ATB: Engage pistol targets in a regressive sweep, (4 on 1, 3 on 2, 2 on 3, 1 on 4) proceed to middle window. With rifle engage the rifle targets in a regressive sweep. Move to right window and knock down the four shotgun targets in any order.



Stage 4 Judge's Jail House

Bay 5

Judge'm All Duncan, now here is a hard fighting man if there ever was one. He and Sheriff Lord locked up nearly the entire River Bend outlaw gang in only one afternoon. They rounded 'em up and stuffed them all into the one jail cell, then threw away the key. Too bad it was August and the smell got kinda ripe. Where did the morning freshness go? Somebody please come hang me.

Round count

- 10 pistol
- 10 rifle
- 6 + shotgun on your person

Shooting Order

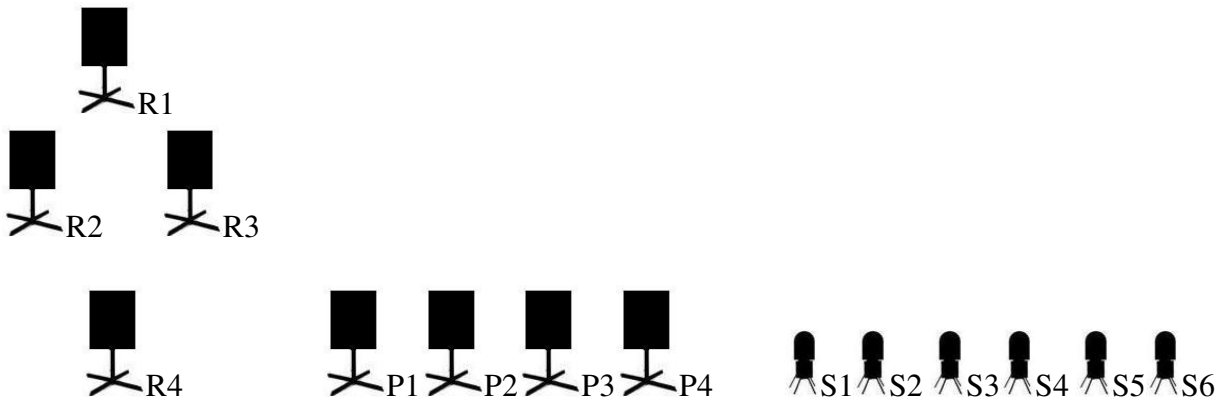
- rifle
- pistol
- pistol
- shotgun

Staging

Rifle on target box, shotgun staged vertical at window. Two pistols loaded with five rounds each and holstered

Procedure

Start standing outside doorway with hands on each side of door sill. When ready, say the line, **“Who lost their morning freshness?”** ATB: Engage rifle targets by alternating for five rounds between either the two horizontal or vertical targets, then alternating for five rounds between the other two targets. Place rifle on target box and with a pistol (both feet still behind target box) engage the first pair of pistol targets by alternating between any two pistol targets for five rounds, go to the open door and engage the second pair of pistol targets as before. Go to the right window with shotgun knock down the 6 shotgun targets in any order.



Shooter starts in front of the jail



Stage 5 Boot Hill

Bay 6

Boot Hill is a name with a lot of history behind it. The term alludes to the fact that many of its occupants were cowboys who "died with their boots on," the implication being they died violently, as in gunfights or by hanging, and not of natural causes. "No Tuco - we won't rename it "Flip Flop Hill".

Round count

10 pistol
10 rifle
4 + shotgun on your person

Shooting Order


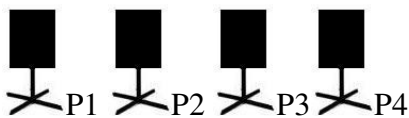
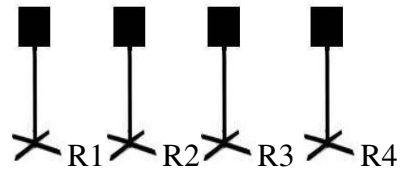
rifle
shotgun
pistol
pistol

Staging

Pistols are holstered and shotgun is staged on the table. Start touching right marker with rifle in hand.

Procedure

Shooter starts with rifle in hand touching starting mark. Shooter indicates ready by saying line **No Tuco - it's not "Flip Flop Hill"**. ATB: Starting at either end, engage rifle targets in a Nevada sweep, double tap the end targets (i.e. 2 on R1, 1 on R2, 1 on R3, 2 on R4, 1 on R3, 1 on R2, 2 on R1). Take rifle to the table. With the shotgun, knock down the four shotgun targets in any order. Return shotgun to table. Go past the left fence post. With the pistols, starting on either end, engage the pistol targets in a continuous Nevada Sweep, double taping the end targets.



Stage 6 Thomas Stables and Pretty Good Corral

Bay 7

How fast can a Cowboy change a light bulb? That depends on the speed of the changer, and the caliber of the bulb. Or vice versa - of course - has anyone done action work on the socket? Is he changing one handed or two? Is the bulb in his hand or on his person? It just might be easier to leave the bulb alone and go have a drink of cold sarsaparilla down at the Shifty Eye Saloon. Let the blondes (or the lawyers) change the light bulbs.

Round count

- 10 pistol
- 10 rifle
- 4 + shotgun on your person

Shooting Order

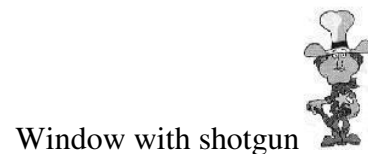

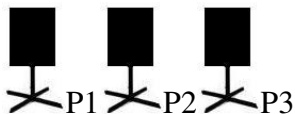
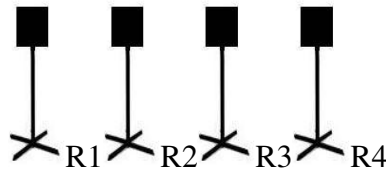
rifle shot in the middle of string

Staging

Pistols holstered, rifle staged on doorway table and shotgun on right window

Procedure

Shooter starts sitting on stump. Hands anywhere except on shotgun ammo. Say the line **“Let the blondes change the light bulbs”**. Go to window of choice, if starting at the left window, starting on either end, engage pistol targets in a triple tap sweep, place last round on middle target. Go to doorway and with rifle engage rifle targets in a double tap sweep, place last two rounds on the two middle targets (1 shot each on R2 and R3). At the right window use the shotgun to knock down the shotgun targets in any order.



Stage Warm Up at stable

Bay 7

Welcome to August. Most stages today are "courtesy" (unknown of course) of the Gunfight at Givhans Ferry Regional SASS championships. Popsicles will be delivered at the end of the day to your last stage.

Round count

10 pistol
10 rifle
4 + shotgun on your person

Shooting Order

pistol
pistol
rifle
shotgun

Staging

Pistols holstered, rifle staged on doorway table and shotgun on right window

Procedure

Shooter starts sitting on stump. Say the line **"I'm goin' to Givhans Ferry"**. Go to window of choice, if starting at the left window, engage pistol targets by putting 10 rounds on three targets - no double taps. Go to doorway and with rifle engage rifle targets by putting 10 rounds on four targets - no double taps. At the right window use the shotgun to knock down the shotgun targets in any order.

