

**A TRIBUTE TO A JEDI GUNFIGHTER...**

**SHIFTY EYE**



**SEPTEMBER 1, 2012**

**RIVER BEND GUN CLUB**

## **COWBOYS and COWGIRLS**

**THIS IS GOING TO BE A GUNFIGHTER FRIENDLY ( real friendly) MATCH**

**I BEG YOUR FORGIVENESS BEFORE WE GET STARTED.**

**SHIFTY EYE ASKED US TO REMEMBER HIM AT THIS MATCH AND WE ARE GOING TO DO THAT VERY THING. WITCH DOCTOR IS GETTING TOGETHER PICTURES AND STORIES TO POST ON THE WALL FOR EVERYONE TO READ AND WE ARE GOING TO DO A SHOTGUN SALUTE BEFORE THE MATCH.**

**THE BEST THING THAT I FIGURED I COULD DO FOR SHIFTY WAS TO WRITE A MATCH WITH ALL STAGES THAT A GUNFIGHTER WOULD LOVE TO SHOOT. I REALIZE THIS MAY NOT BE FAIR TO YOU COWBOYS/GIRLS THAT SHOOT TRADITIONAL OR DUELIST BUT IT'S ALL FOR FUN AND FOR US TO REMEMBER OUR PARD SHIFTY EYE!!!**

**SO, COWBOY UP AND COME HAVE SOME FUN!!!!!!**

**I HOPE YOU COME AND ENJOY YOURSELF!!  
AND I PROMISE THAT THE GUNFIGHTERS WILL HAVE A BALL!!**

# Stage 1 WAGON THE OUTLAW JOSEY WALES

## Round count

10 pistol

10 rifle

4+ shotgun on your person

## Shooting Order


Pistols, Rifle, Shotgun

## Staging

Rifle and Shotgun on TABLE. Two Pistols loaded with 5 rounds each and holstered.

## Procedure

Shooter starts with one foot on the stone hands on pistol grips. Say the line "Are you gonna pull those pistols or whistle Dixie?" ATB with Pistols starting from either end either time engage the targets with two 1,5,2,4,3 sweeps. Move to table and with Rifle engage the targets with two 1,5,2,4,3 sweeps from either end. Retrieve Shotgun and engage targets in any order



RIFLE/SHOTGUN

**Stage 2 WELL Appaloosa**

**Round count**

10 pistol  
10 Rifle  
4 + shotgun on your person

**Shooting Order**

Rifle, Shotgun, Pistols

**Staging**

Rifle held in BOTH hands. Shotgun on table. Two pistols loaded with five rounds each and holstered.

**Procedure**

Shooter starts with one foot on stone Rifle in BOTH hands. When ready TO will say “ That was fast.” Shooter will say “ Everyone could shoot.” ATB With Rifle from either end engage the rifle/pistol targets with a Double Tap Nevada Sweep. Move to table and retrieve Shotgun and engage the 4 targets in any order. Using Pistols as needed from either end engage the targets in a Double Tap Nevada Sweep.



STAGE #3 Fort

Young Guns II

**Round count**

10 pistol

10 Rifle

4 Shotgun on your person

**Shooting Order**


Rifle, Pistols, Shotgun

**Staging**

Rifle staged in Left window, Shotgun in Right window. Two pistols loaded with 5 rounds each and holstered.

**Procedure**

Shooter starts facing Left window hands on frame. Say the line “ YooHoo. I’ll make you famous.” ATB retrieve Rifle and alternate on two targets for 10 rounds starting on either end. Move to center opening and with pistols alternate on the two targets for 10 rounds continuous (1,2,1,2,1-2,1,2,1,2) starting on either end. Move to Right window and with Shotgun engage 4 knockdowns in any order.



RIFLE

PISTOLS

SHOTGUN

**Stage 4 Jail ROOSTER COGBURN**

**Round count**

10 pistol  
10 rifle  
4+ shotgun on your person

**Shooting Order**


Shotgun, Rifle, Pistols

**Staging**

Rifle and Shotgun on box in jail. 2 pistols loaded with 5 rounds and holstered.

**Procedure**

Shooter will start in the jail both hands on door frame. Say the line “ Baby Sister, I was born game and I intend to go out that way.” ATB Retrieve Shotgun and move to window and engage the 4 knockdowns in any order. Make safe and with Rifle from either direction engage the targets in a 3-4-3 sweep. With pistols as needed from either direction engage the targets in a 3-4-3 sweep.



**Stage 5 CEMETERY MAGNIFICENT SEVEN**

**Round count**

10 pistol

10 rifle

4+ shotgun on your person

**Shooting Order**

Rifle

Pistols


Shotgun

**Staging**

RIFLE in BOTH HANDS. SHOTGUN on table 2 pistols loaded with 5 rounds and holstered.

**Procedure**

Shooter will begin with one foot on the stone Rifle in both hands. Say the line “ We deal in lead, friend.” ATB with Rifle from either end engage the targets in a Double Tap Sweep. Move to table and with Pistols from either end engage the targets in a Double Tap Sweep. Retrieve Shotgun and MOVE to RIGHT of POST and engage the 4 knockdowns in any order.



**Stage 6 Livery Stable JAKE and SHIFTY**

**Round count**

10 pistol  
10 rifle  
4 + shotgun on your person

**Shooting Order**

Rifle, Shotgun, Pistols

**Staging**

Shotgun and Rifle in either window (together). 2 pistols loaded with 5 rounds each and holstered.

**Procedure**

Start standing in front of either window hands touching pistols. Say the line “ The code is more what you call guidelines than actual rules.” ATB Retrieve Rifle and from either end engage the targets in a Lawrence Welk Sweep (1,2,2,3,3,3,4,4,4,4). Make safe and retrieve Shotgun and engage the 2 targets in front of you. Then move (with SG) to other window and engage the other 2 targets. Misses MUST be made up from original location. Make safe and move to center opening and using pistols as needed from either end engage the targets in a Lawrence Welk Sweep.(1,2,2,3,3,3,4,4,4,4)

