

Stage 1 Berm 2

Round count

10 pistol

10 rifle

4 + shotgun on your person

Shooting Order


Pistols,Rifle, Shotgun,

Staging

Rifle and Shotgun on RIGHT side table. Two pistols loaded with five rounds each and holstered.

Procedure

Shooter starts with both hands on pistol grips and one foot on stone. Say the line "I'll be your Yankee Doodle." ATB with first pistol from the LEFT engage targets in a 2-2-1 sweep, with second pistol from the RIGHT engage targets in a 2-2-1 sweep. Move to table and with Rifle from the LEFT engage targets in a 2-2-1 sweep then from the RIGHT in a 2-2-1 sweep (2-2-3-2-1 is ok). Make safe and with Shotgun engage targets in any order till down.



Stage 2 Berm 3

Round count

10 pistol

10 rifle

4 + shotgun on your person

Shooting Order


Rifle, Shotgun, Pistols

Staging

Rifle in both hands and shotgun staged on table. Two pistols loaded with five rounds each and holstered.

Procedure

Shooter starts with one foot on stone RIFLE in both hands. Say the line "Made in the U.S.A.!" ATB with rifle from either direction engage targets in a DOUBLE TAP NEVADA SWEEP. Make Rifle safe and with Shotgun engage the 4 knockdowns in any order. Make SG safe and from either direction engage PISTOL targets in a DOUBLE TAP NEVADA SWEEP!!



Stage 3 Berm 4

Round count

10 pistol
9 rifle
4 + shotgun on your person

Shooting Order

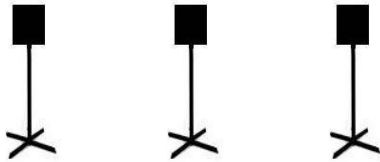
Pistols
Rifle
Shotgun

Staging

Rifle in LEFT window. Shotgun in RIGHT window. Two pistols loaded with 5 rounds each and holstered.

Procedure

Shooter starts standing in CENTER of the Fort opening both hands touching hat. Say the line “ I am ready for some fireworks!” ATB using PISTOLS as needed engage pistol targets with at least 3 rounds on each in any order. Move to LEFT window and with RIFLE engage the rifle targets with 3 rounds on each. Make safe and with SHOTGUN engage the 4 knockdowns in any order.



-----RIFLE Window-----

SHOTGUN WINDOW

Stage 4 Berm 5

Round count

10 pistol

10 rifle

4 + shotgun on your person

Shooting Order

Rifle.

Pistol

Pistol




Shotgun

Staging

Rifle and Shotgun are staged on the target box. 2 pistols loaded with 5 rounds and holstered.

Procedure

Shooter starts in the cell with door open and hands on each side of door frame. Say the line “FOUR EACH!” ATB using pistols and rifle as needed engage each target with 4 rounds (you might have to do a little thinking) Make pistols and rifle safe and retrieve SHOTGUN and move to window and engage 4 knockdowns in any order.



Shooter starts in jail cell.

Stage 5 Berm 6

Round count

10 pistol

8 rifle 8 ONLY!!!

4+ shotgun on your person

Shooting Order


Pistols, Rifle, Shotgun

Staging

Rifle and Shotgun staged on table. 2 pistols loaded with 5 rounds and holstered.

Procedure

Shooter will begin at the right side fence both hands touching fence (marked). Say the line “Happy 4th of July!” ATB with first pistol from the LEFT engage targets in a 2-1-2 sweep (2 on left 1 on right 2 on left). Second pistol start on RIGHT target and engage in a 2-1-2 sweep. Move to table and retrieve rifle and engage the 5 knockdown targets any remaining rounds go on stationary target (misses on knockdowns do not count unless they are left standing at end of stage, misses on stationary target count). Make safe, retrieve SHOTGUN and move to LEFT of post and engage 4 knockdowns in any order. Buckaroos/rettes just have to hit the knockdowns to count. THEY DO NOT HAVE TO FALL!!!.



STAGE 6 LIVERY

Round count

10 pistol
10 rifle
6 + shotgun on your person

Shooting Order

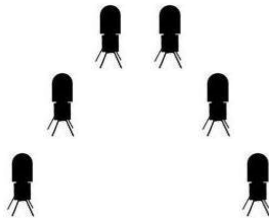
Rifle, Shotgun, Pistols

Staging

Rifle in LEFT window. Shotgun in RIGHT window. 2 pistols loaded with 5 rounds each and holstered.

Procedure

Start standing at LEFT window hands FLAT on sill. Say the line “ God bless the U.S.A.!!” ATB with RIFLE from the LEFT with first 5 rounds engage targets in a 1-2-1-2-3 sweep then from the RIGHT engage targets in a 3-2-3-2-1 sweep (1-2-1-2-3-3-2-3-2-1) Make safe , move to RIGHT window and with first PISTOL from the LEFT engage targets in a 1-2-1-2-3 sweep then with second PISTOL from the RIGHT engage targets in a 3-2-3-2-1 sweep. Retrieve SHOTGUN and from center opening engage the 6 knockdowns in any order.



_____WINDOW_____

_____WINDOW_____

STAGE 6 LIVERY WARM UP STAGE

Round count

- 10 pistol
- 10 rifle
- 6 + shotgun on your person

Shooting Order

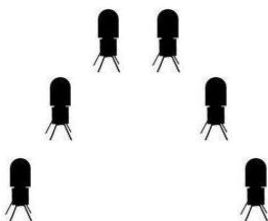
Rifle, Shotgun, Pistols

Staging

Rifle in LEFT window. Shotgun in LEFT window. 2 pistols loaded with 5 rounds each and holstered.

Procedure

Start standing at RIGHT window hands FLAT on sill. Say the line “ God bless the U.S.A.!!” ATB with PISTOLS from either direction engage targets in a double tap Nevada Sweep. Move to LEFT window and with RIFLE from either direction engage the targets in a double tap Nevada Sweep. Make safe and Retrieve SHOTGUN and from center opening engage the 6 knockdowns in any order.



_____WINDOW_____

_____WINDOW_____