

## Stage 1 WAGON

### Round count

10 pistol

10 rifle

4+ shotgun on your person

### Shooting Order



Rifle, Shotgun, Pistols

### Staging

Rifle on Barrel and Shotgun on LEFT table Two Pistols loaded with 5 rounds each and holstered.

### Procedure

Shooter starts at Barrel hands on pistol grips. Say the line "It's gonna be a long day." ATB retrieve rifle and engage targets with one round on each rectangle and 2 rounds on big cowboy. Make safe on barrel and with shotgun engage the 4 targets in any order. Make safe and with pistols engage rectangles with one round on each and 2 rounds on cowboy in any order.



## Stage 2 Well

### Round count

10 pistol

10 Rifle

4 + shotgun on your person

### Shooting Order

Rifle, Pistol, Shotgun

### Staging

Rifle and Shotgun staged on table. Two pistols loaded with five rounds each and holstered.

### Procedure

Shooter starts by the well with coin in one hand. Say the line "I wish!" ATB drop the coin in the bucket. Move to table and retrieve RIFLE and from the LEFT engage the rifle targets in two (2) Indiana Sweeps—2,2,1,2,3.. Make safe and with PISTOLS from the LEFT engage the pistol targets in two (2) Indiana Sweeps—2,2,1,2,3. Retrieve SHOTGUN and engage targets in any order till down.



STAGE #3 FORT

**Round count**

10 pistol OR 10 Rifle

**Shooting Order**

Pistols OR Rifle and Shotgun

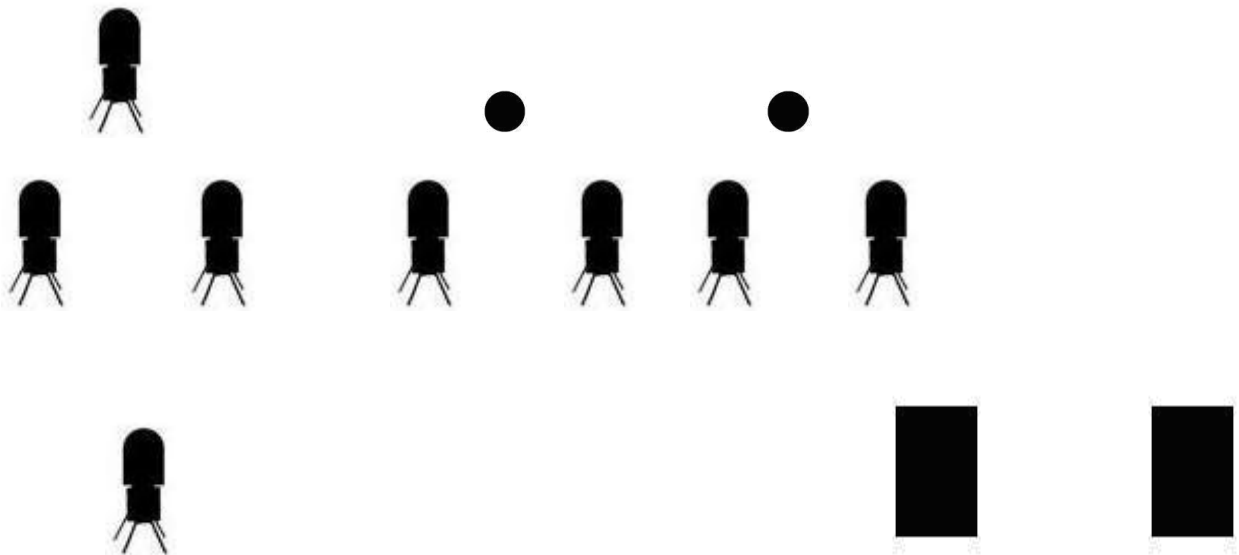
10+ shotgun on your person or staged on table or window.

**Staging**

If using RIFLE : Loaded with 10 rounds and staged in Right window. If using Pistols: Loaded with 5 rounds each and holstered. Shotgun staged on center table.

**Procedure**

Shooter starts facing the RIGHT Window hands on ledge. Say the line “This is different.” ATB IF using PISTOLS or RIFLE alternate on 2 targets for 10 Rounds. Make safe and retrieve SHOTGUN from table and engage the 4 Knockdowns and 2 Clays in any order (Clays must break completely to count except Buckaroos) Move to LEFT window and engage remaining knockdowns.



Shotgun

SHOTGUN

PISTOL/RIFLE

## Stage 4 JAIL

### Round count

10 pistol

10 rifle

4+ shotgun on your person

### Shooting Order

RIFLE, SHOTGUN, PISTOLS

### Staging

Rifle in rack in corner. Shotgun on left table. 2 pistols loaded with 5 rounds and holstered.

### Procedure

Shooter will start in the jail both hands on door frame. Say the line "Let me out!" ATB retrieve rifle and from either direction either time engage the targets with two (2) 1,2,4,5,3 sweeps. Make safe in rack. Retrieve Shotgun and engage 4 targets in any order. Make safe and with Pistols from either direction either time engage the targets with two (2) 1,2,4,5,3 sweeps.



## Stage 5 CEMETARY

### Round count

10 pistol

10 rifle

6+ shotgun on your person

### Shooting Order

Shotgun

Rifle or Pistols


Shotgun

### Staging

Shotgun in BOTH HANDS. RIFLE on table 2 pistols loaded with 5 rounds and holstered.

### Procedure

Shooter will begin standing at center of opening to Cemetery with Shotgun in BOTH hands. Say the line "This is real Spooky!" ATB move to first tombstone (arms length) and engage 2 targets on right. Move to second tombstone and engage 2 targets on left. Make Shotgun safe and with RIFLE from either direction engage center 3 targets in a 5 shot Nevada Sweep then with second five rounds engage each target one time each. Make safe and with PISTOLS repeat instructions. Then engage the LAST 2 shotgun targets.



**Stage 6 LIVERY STABLE**

**Round count**

10 pistol  
10 rifle  
4 + shotgun on your person

**Shooting Order**

RIFLE, PISTOLS, SHOTGUN

**Staging**

SHOTGUN in RIGHT window, RIFLE in LEFT window. 2 pistols loaded with 5 rounds each and holstered.

**Procedure**

Start standing in front of LEFT window hands on frame. Say the line “ Spring ain’t far off.” ATB from either end engage the RIFLE targets with 2 rounds on R1, 2 rounds on R3 and 1 round on R2 and repeat ( ex. 1,1,3,3,2 or 3,3,1,1,2 ) Make safe and from center opening engage the PISTOL targets from either end 2 rounds on P1, 2 rounds on P3 and 1 round on P1 and repeat (ex. 1,1,3,3,2 or 3,3,1,1,2). With SHOTGUN engage 4 targets in any order.



\_\_\_\_\_WINDOW\_\_\_\_\_

\_\_\_\_\_WINDOW\_\_\_\_\_