

Stage 1-Saloon

Paint Your Wagon

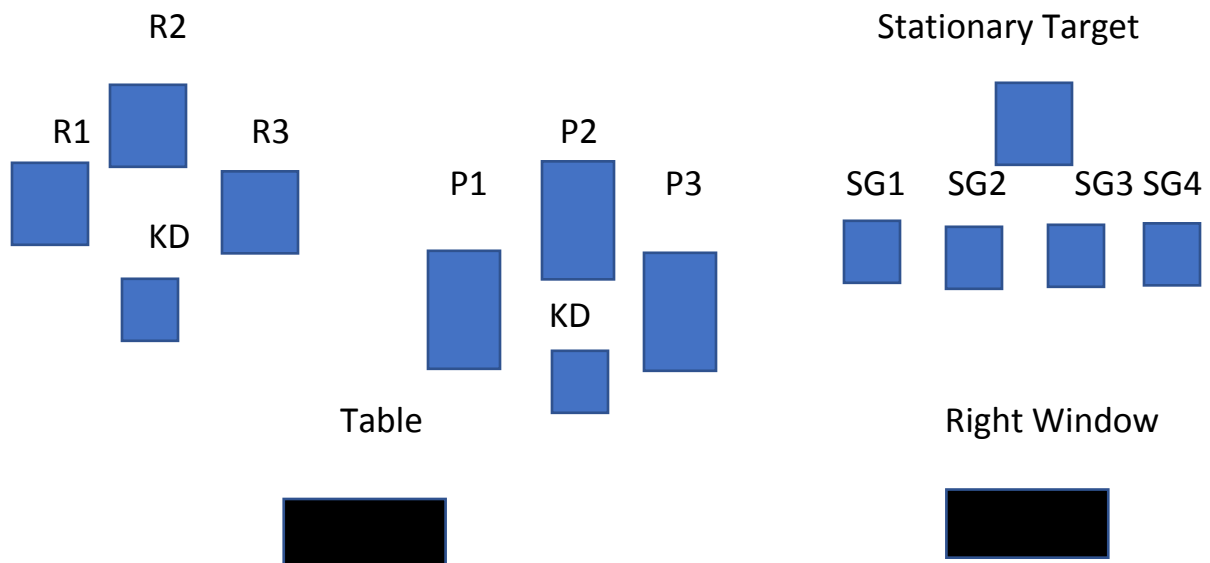
Ben Rumson wakes up with a hangover and thinks he sees a beautiful, young woman nursing a baby. He goes out and jumps into the river to sober up. He goes back to the hotel and she's still there. He goes and tells Partner that there's a woman in Atwell's Hotel nursing a baby. Partner replies, "Yes, we're bidding on her now." Ben says, "Look, there's another one." Partner says, "That man is a Mormon, he has two wives." Ben replies, "I'll kill him."

Round Count: 10R-10P-4+SG

Shooting Order: R-PP-SG

Staging 2P-5each holstered; R-10 rounds on center table; SG in Right window on right deck.

Shooter starts at the table hands flat on table. Indicate ready by saying the line, "I'll kill him." ATB triple tap the rifle targets any order place the 10th round on the KD target. Repeat rifle instructions with pistols. Pistols can be shot anywhere between the table and doorway. On right deck engage SG targets any order. Misses on KD targets can be made up on the stationary target with SG.



Stage 2- Well

Advice from Daniel Summers Granny

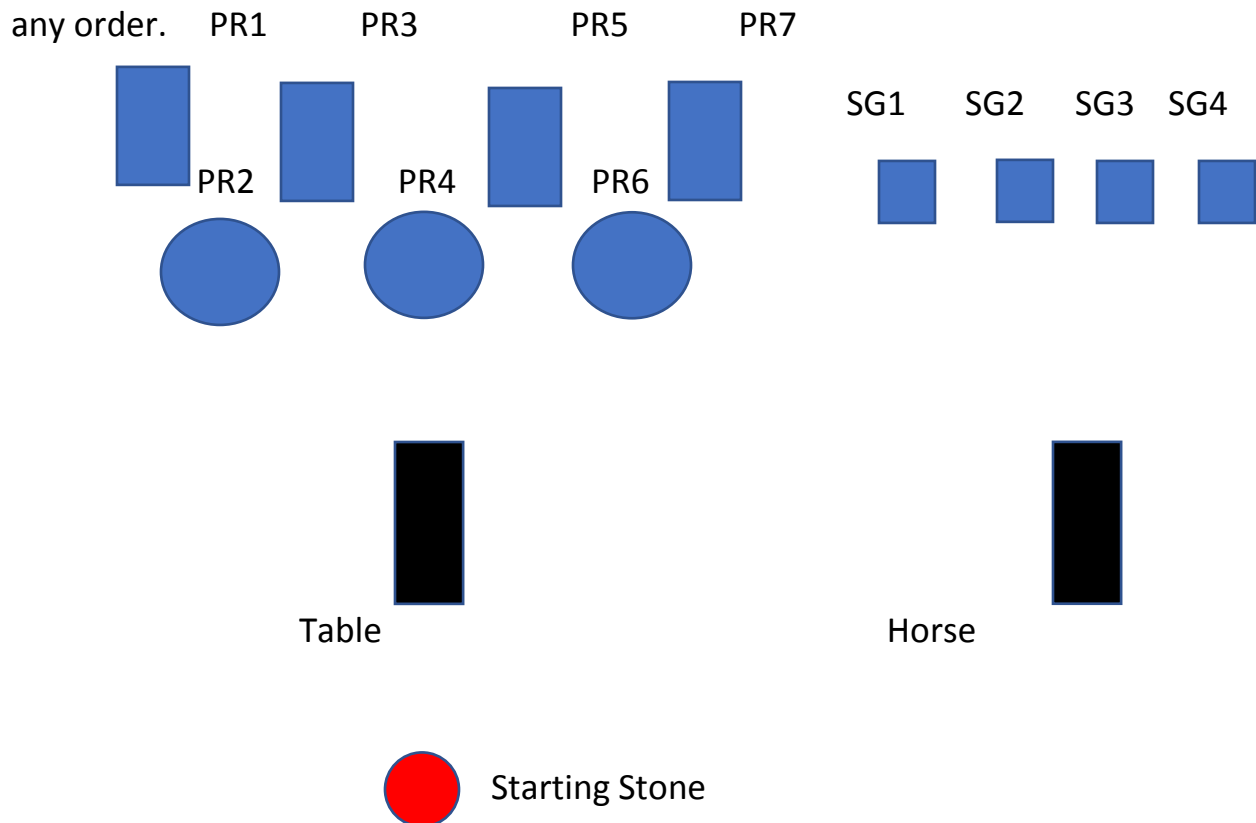
My Granny always says, "What would you want with a reputation? A thing like that could get you killed."

Round Count: 10P-10R-4+SG

Shooting Order: R-PP-SG

Staging 2P-5 each holstered; R-10 rounds in both hands; SG on horse.

Shooters starts one foot touching starting stone rifle in both hands. Indicate ready by saying the line, "A thing like that could get you killed." ATB sweep the PR targets 1-2-1-2-1-2-1 from either direction. Make rifle safe on the down range table, repeat rifle instructions with pistols. Move to the horse engage SG targets any order.



Stage 3 Fort

How the West was Won

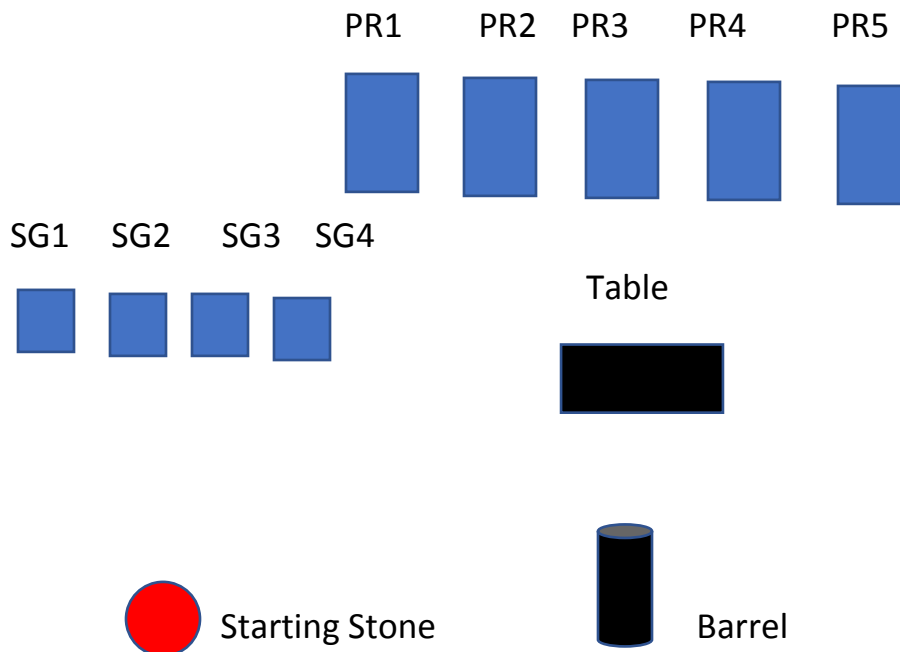
Luke Macahan and his Uncle Zeb are having a disagreement when Luke raises his voice. Then he says, "I'm sorry Uncle Zeb. I shouldn't have said that." Zeb replies, "You look here Luke Macahan. Three things you never do: Never quit, never lie, and you never apologize."

Round Count: 10P-10R-4+SG

Shooting Order : SG-R-PP

Staging 2P-5 each holstered; R-10 rounds on the barrel;SG in both hands.

Shooter starts one foot touching the starting stone SG in both hands. Indicate ready by saying the line, "You never apologize." ATB engage SG targets any order make SG safe on the barrel. With rifle sweep the targets twice from either direction, yes you can double tap. Make rifle safe on the barrel or down range table. Repeat rifle instructions with pistols.



Stage 4 Jail

Conagher

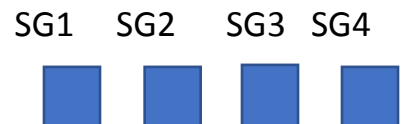
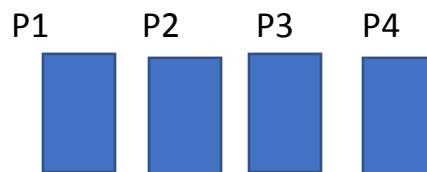
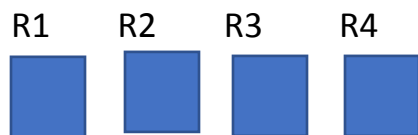
Conagher brings several horses to the Teale Ranch. After putting them in the coral, Laban Teale asks Conn, "Who gave you the black eye?" Conn replies, "No one gave it to me son. I fought for it."

Round Count: 10P-10R-4+SG

Shooting Order: PP-R-SG

Staging 2P- 5 each on target box; R-10 on target box; SG in right window.

Shooter starts in jail cell door open indicate ready by saying the line, "I fought for it". ATB move to target box engage rifle targets with a 2-3-3-2 sweep from either direction. Repeat rifle instructions with pistols. Pistols can be made safe anywhere in the jail. Engage SG targets any order.



Target Box



Right Window

Stage 5 Boot Hill

Shanghai Noon

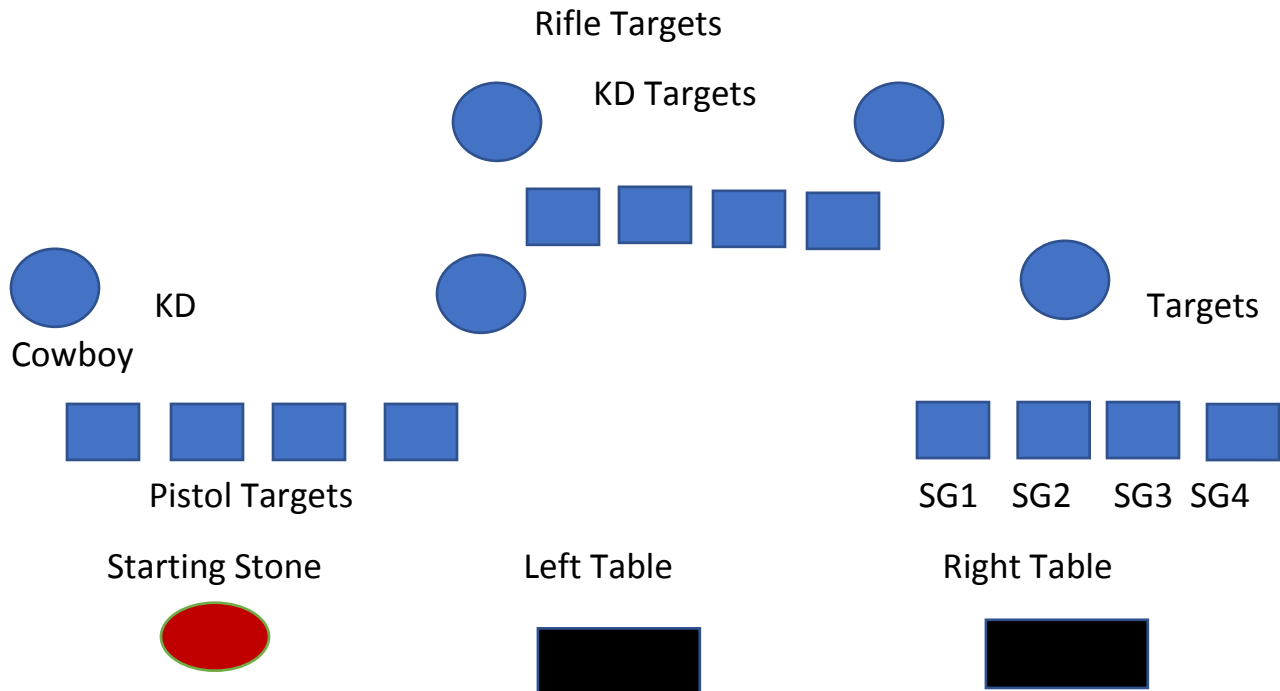
Roy O'Bannon teams up with the Shanghai Kid, originally just to steal the gold. After seeing the Kid's determination and integrity, Roy decides to give up his outlaw ways and help rescue the Princess. After the princess is saved, Roy becomes a marshal. Roy tells the Kid that since he has become a marshal, he will have to give up his outlaw name. The Kid asks, "What's your real name?" Roy replies, "Wyatt Earp." The Kid says, "Wyatt Earp? Wyatt Earp is a terrible name for a marshal."

Round Count: 10R-10P-4-SG

Shooting Order: PP-R-SG

Staging: 2P-5each holstered; Rifle 10 rounds on left table; SG on right table.

Shooter starts one foot touching starting stone hands on pistols. Indicate ready by saying the line, "**Wyatt Earp is a terrible name for a marshal.**" ATB, sweep the pistols targets with a 3-1-1-1-3 sweep from either direction. Move to left table; repeat pistol instructions with rifle. Make rifle safe on either table. Move to right table; shoot SG targets any order. Pistol and rifle KD targets left standing can be made up on cowboy with SG.



Stage 6 Livery

Butch Cassidy and the Sundance Kid

After the Super posse has been hired to track down and kill the Wild Bunch, Butch, Sundance, and Etta travel to Bolivia to the heart of the mining country. After getting off the train in the poorest looking city they have ever seen, an extremely upset Sundance tells Butch, "I can't believe I let you talk me into this!" Butch replies, "All of Bolivia can't look like this." Sundance yells back, "For all you know this could be the garden spot of the entire country; people could travel for hundreds of miles just to see this!" Butch tells Etta, "He'll feel better after he's robbed a couple of banks."

Round Count: 10-R-10P-4+SG

Shooting Order: SG-R-PP

Staging 2P-5 each holstered; R-10 rounds on table; SG in both hands.

Shooter starts at the center table SG in both hands. Indicate ready by saying the line, "All of Bolivia can't look like this." ATB engage SG targets any order, with rifle engage targets with a regressive sweep. Starting on either target. Make rifle safe on table or right window. At the right window repeat rifle instructions with pistols.

