

Saloon

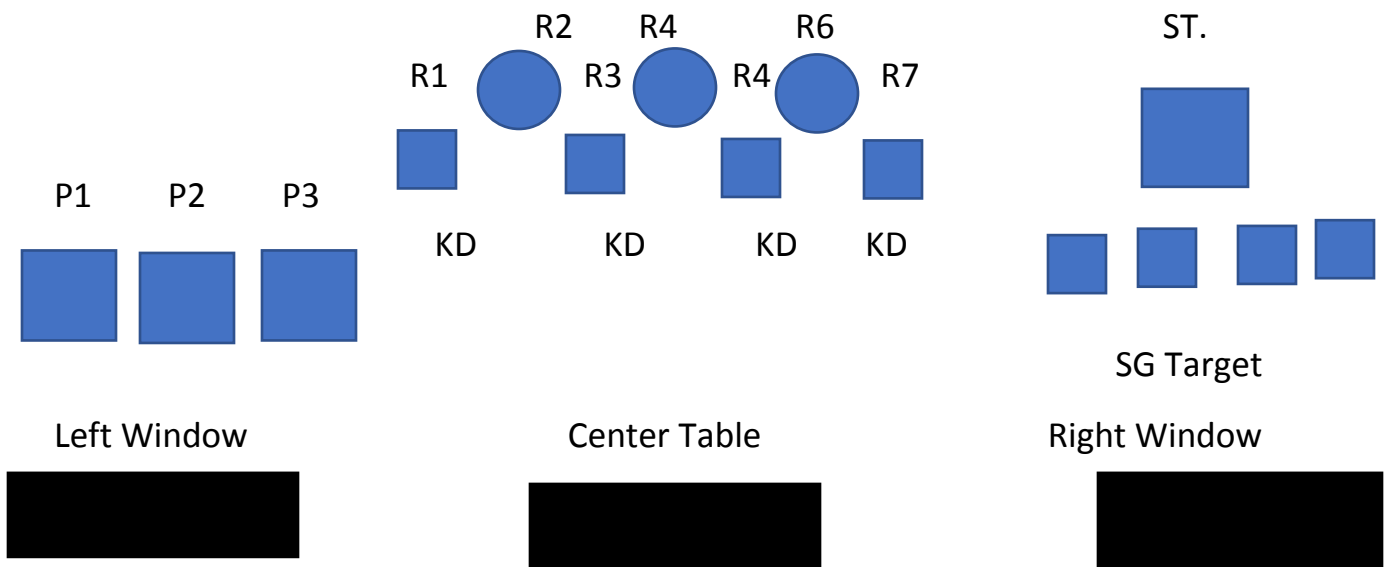
Happy New Year

Round Count: 10R-10P-4+SG

Shooting Order: PP-R-SG

Staging: 2P-5each holstered; R-10 rounds on center table; SG in right window.

Shooter starts a left window hands on pistols. Indicate ready by saying the line, "Happy New Year." ATB, shooters choice, place 10 rounds on 3 targets any order. Move to center table; with rifle, sweep the targets 1-2-1-2-1-2-1 from either direction. Make rifle safe on table or right window. Move to right window; shoot SG targets any order. Rifle KD targets left standing can be made up on stationary SG target.



Well

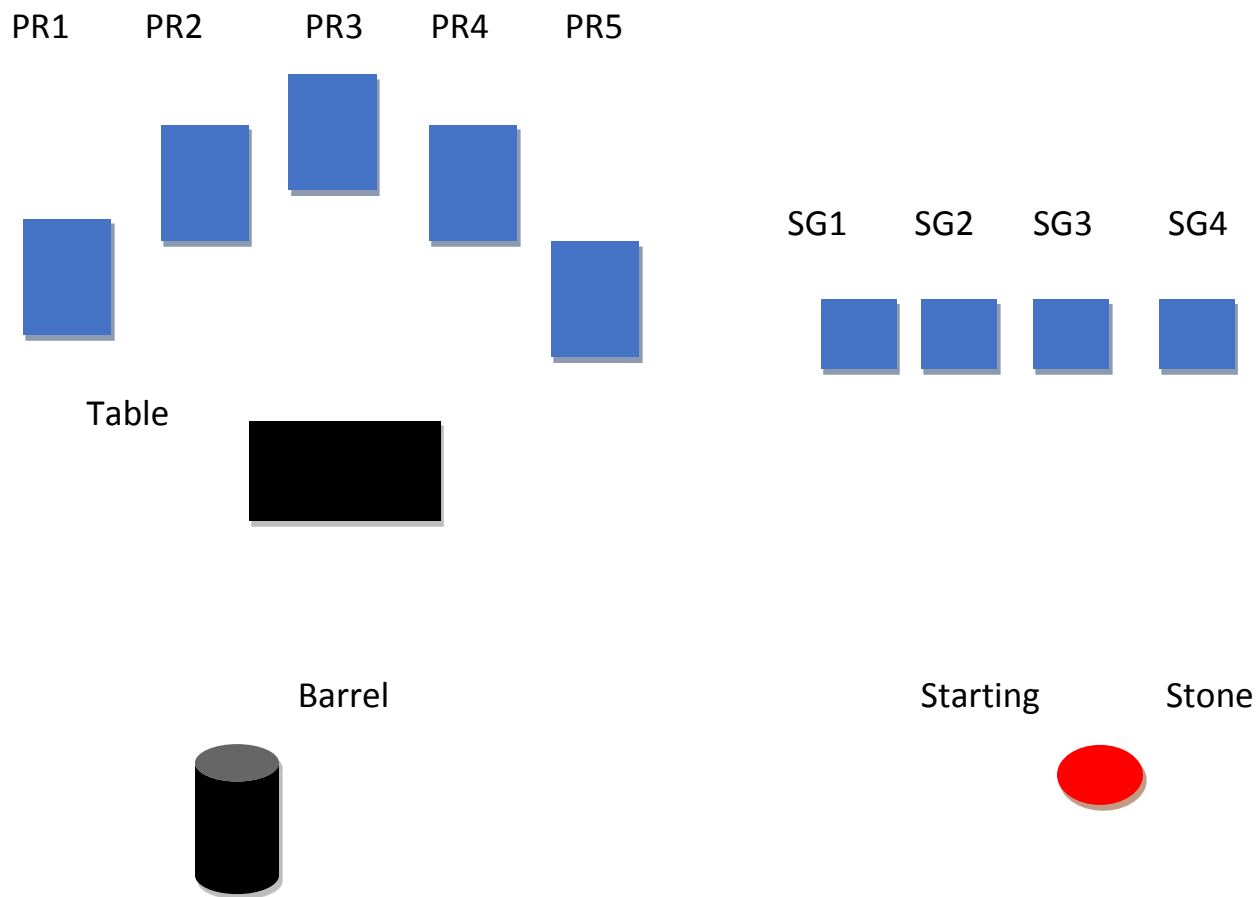
Happy New Year

Round Count: 10R-10P-4+SG

Shooting Order: SG-R-PP

Staging: R10 rounds on left table; 2p 5 each holstered; SG in both hands.

Shooter starts one-foot touching starting stone SG in both hands. Indicate ready by saying the line, "Happy New Year." ATB, shoot SG targets any order. Take SG to left barrel; make SG safe. With rifle, sweep targets with a 1-2-4-2-1 sweep from either direction. Make Rifle safe on either table. Move to down range table; repeat rifle instructions with pistols.



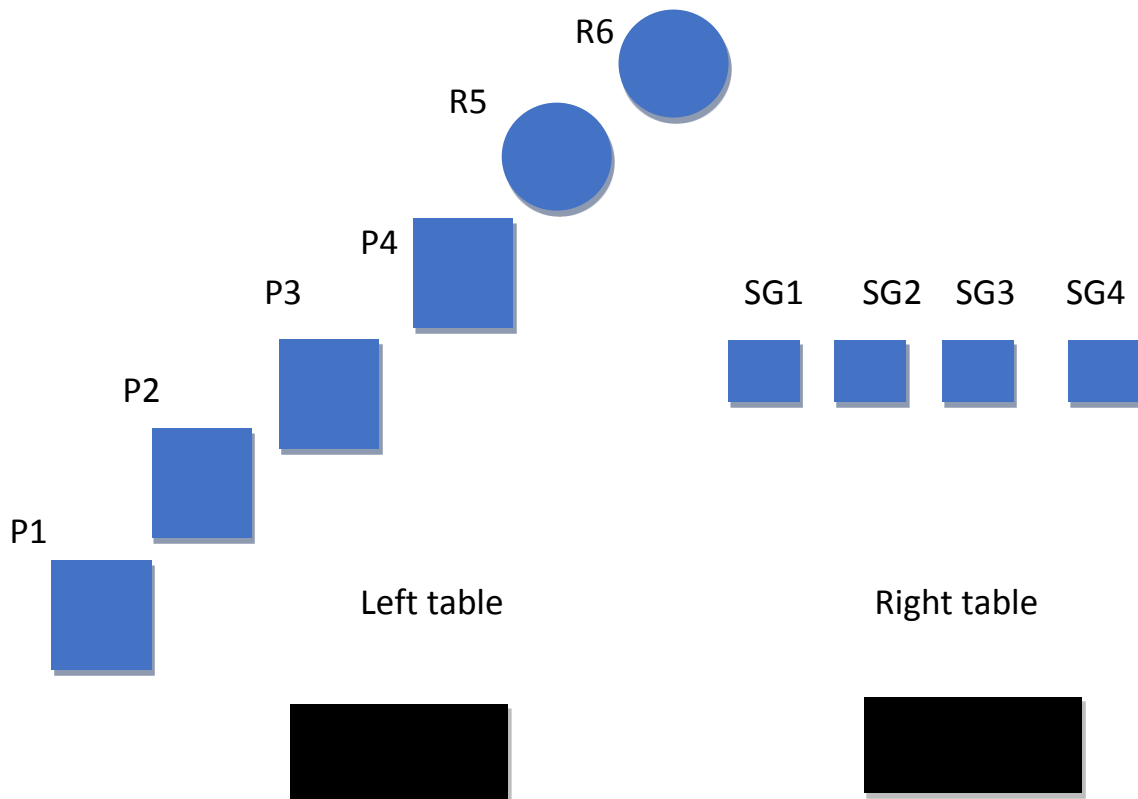
Stage 3 Fort

Happy New Year

Round Count: 10 rifle +1 round on person 10P-4+SG Shooting Order: PP-R-SG

Staging: 2P- 5 rounds each holstered; R10 rounds on left table +1 round on person; SG on right table.

Shooter Starts at left table hands on pistols. Indicate ready by saying the line, "Happy New Year." ATB, with pistols, engage targets starting on P1 with a progressive sweep: 1on1-2on2-3on3-4on4. With rifle, engage rifle target 5-5 times and target 6-6 times. Shooter can load 11th round any time when shooting rifle. Make rifle safe on either table. Move to right table; shoot SG targets any order.



Stage 4 Jail

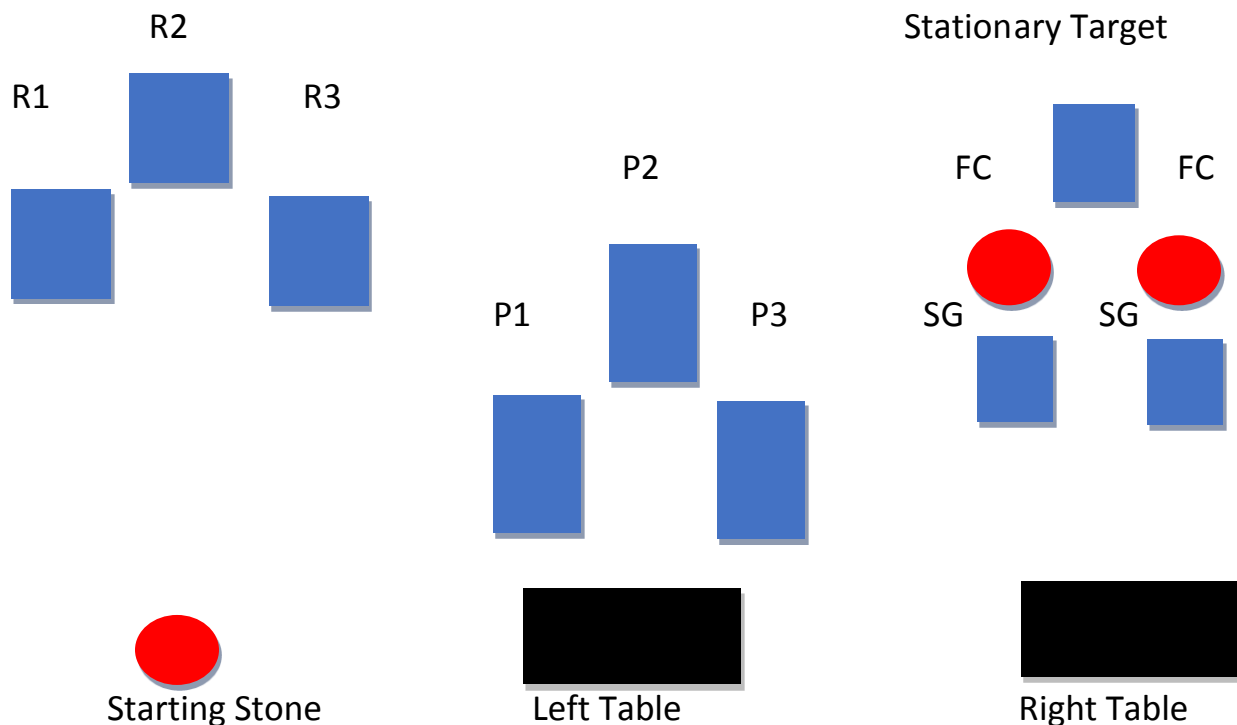
Happy New Year

Round Count 10P-10R-4+SG

Shooting Order R-PP-SG

Staging 2P-5 each holstered R10 rounds in both hands SG on right table.

Shooter starts one-foot touching starting stone rifle in both hands. Indicate ready by saying the line, "Happy New Year". ATB, engage center rifle target R2- 3 times then either outside target 2 times then repeat, center target 3 times the other outside target 2 times: EX 3-2-3-2. Make rifle safe on left table, repeat rifle instructions with pistols. Move to right table engage SG targets any order. Misses on flying clays can be made up on the stationary target.



Boot Hill

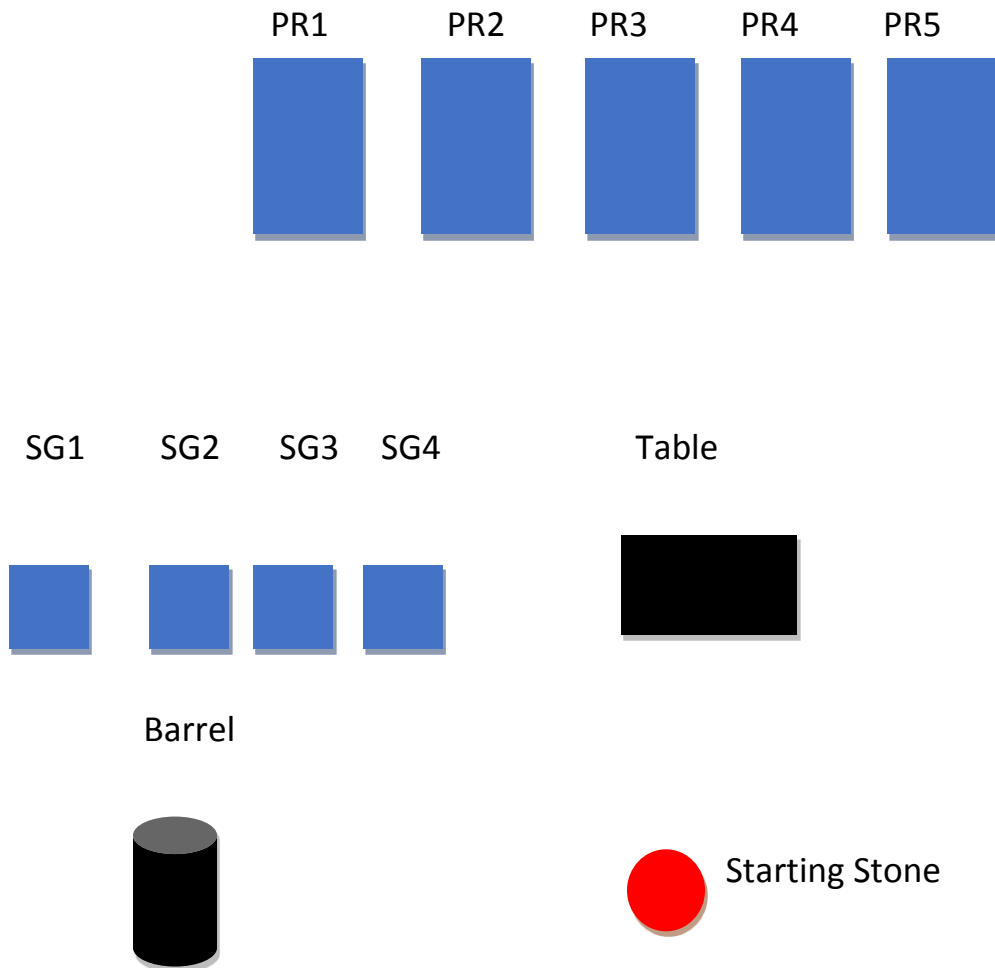
Happy New Year

Round count:10R-10P4+SG

Shooting Order R-SG-PP

Staging: 2P 5 each holstered; R10 rounds in both hands; SG open empty on barrel.

Shooter starts one-foot touching starting stone rifle in both hands. Indicate ready by saying the line, "Happy New Year." ATB, shoot a double tap sweep from either direction. Move to barrel; place open empty rifle on the barrel. With SG, engage SG targets any order. SG may be placed back on barrel or taken to down range table. Move to down range table, then repeat rifle instructions with pistols.



Stage 6 Livery

Happy New Year

Round Count 10P-10R-4+SG

Shooting Order SG-PP-R-SG

Staging: 2P-5 each holstered; R-10 rounds on center table; SG in both hands at left window.

Shooter starts at the left window SG in both hands. Indicate ready by saying the line, "Happy New Year." ATB, engage SG 1 and 2 any order, make SG safe on center table. At the center table engage pistol targets with an Indiana Sweep. Which is 22-123 then repeat sweep can be from either direction either time. Then repeat pistol instructions with rifle. Take SG to right window engage SG 3 and 4 any order.

