

Stage 1 Fort

Letters to Santa

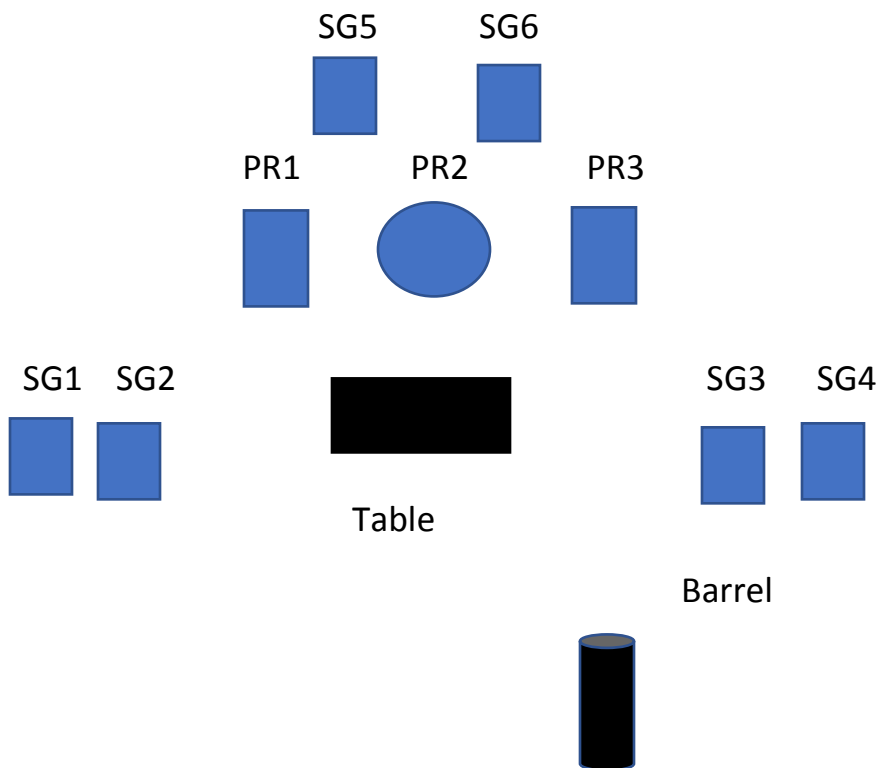
Dear Santa you can keep the Daisy Red Rider BB gun. All I want for Christmas is a Winchester 73.

Round Count 10R-10P-6+SG

Shooting Order R-SG-PP

Staging 2P-5 each holstered R-10 rounds SG on the barrel.

Shooter starts at the barrel rifle in both hands. Indicate ready by saying the line, All I want for Christmas is a Winchester 73. ATB with rifle place 3 rounds on PR2 then one round on each out-side target then repeat. EX: 3-1-1 then repeat. Make rifle safe on the barrel. With SG engage target between the barrel and down range table. Make SG safe on the table then repeat rifle instructions with pistols.



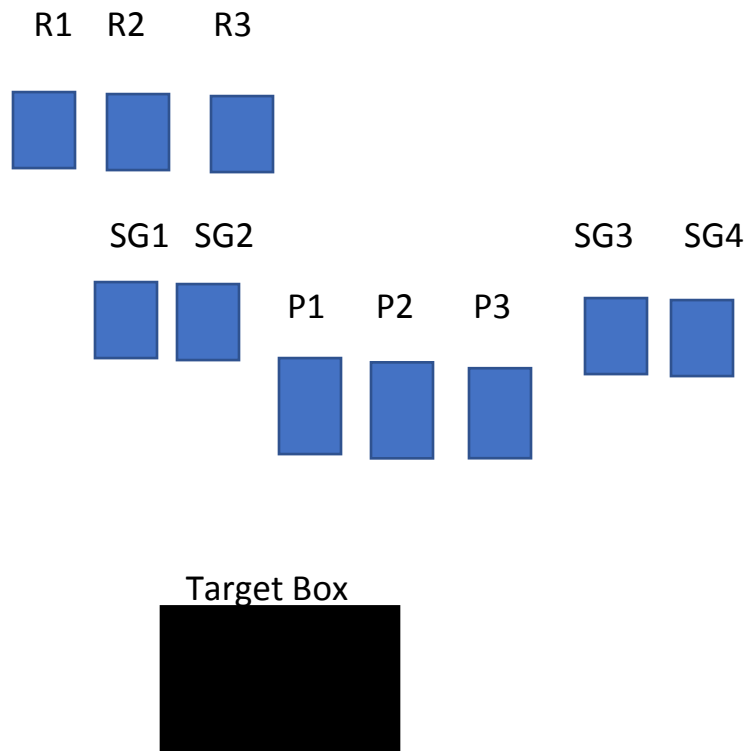
Stage 2 Jail

Santa, if I don't get a Winchester 73 for Christmas, I'll be having reindeer for Christmas dinner.

Round Count: 10R-10P-4+SG Shooting Order: Shooters Choice rifle not last.

Staging 2P-5 each R-10 Rounds SG open empty all guns on the Target Box. Pistols can be holstered or returned to the target box.

Shooter starts in jail cell door open. Indicate ready by saying the line, I'll be having reindeer for Christmas dinner. ATB move to target box place 10 rounds on 3 targets any order. Both rifle and pistol targets. Engage SG targets any order.



Stage 3 Boot Hill

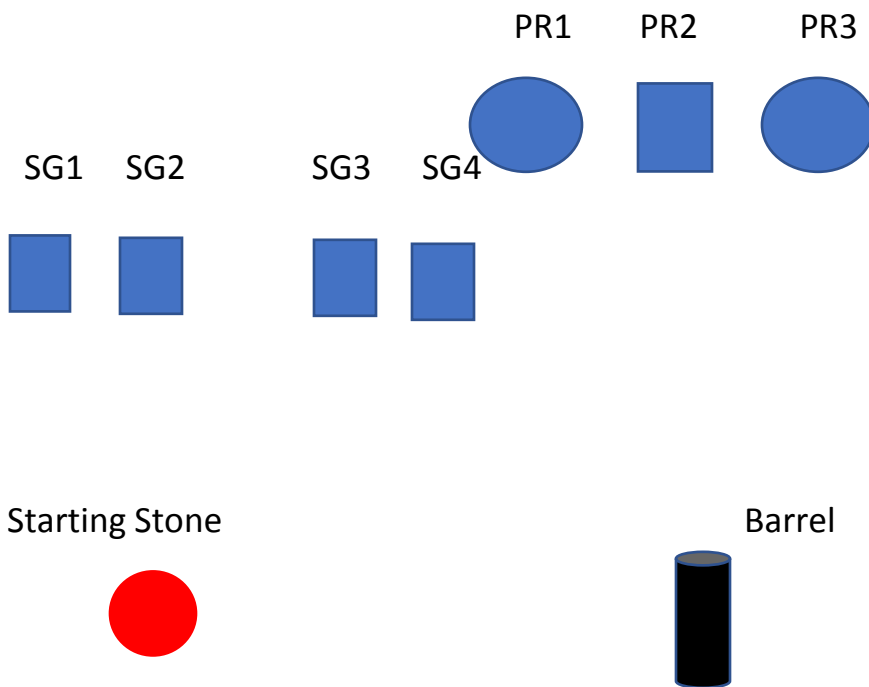
Dear Santa, how about a Colt Faro shotgun belt for Christmas.

Round Count: 10P-10R-4+SG

Shooting Order: SG-R-PP

Staging 2P-5 each holstered R-10 rounds on the Barrel SG in both hands.

Shooter starts one foot touching starting stone SG in both hands. Indicate ready by saying the line, How about a Colt Faro shotgun belt? ATB engage SG targets anywhere between stone and barrel. Make SG safe on the barrel with rifle sweep the PR targets 2 times from either direction either time. Then place 4 rounds on PR 2 make rifle safe on the barrel or down range table. At the table repeat rifle instructions with pistols.



Stage 4 Livery

Dear Santa, I have been naughty hardly any at all this year. If'n ,you got any primers left I'll take 10,000.

Round Count: 10P-10R-4+SG

Shooting Order: PP-R-SG

Staging 2P-5 each holstered R-10 rounds on the center table SG in right window.

Shooter starts at the center table hands on pistols. Indicate ready by saying the line, I'll take 10,000. ATB engage pistol targets with an alternation progressive sweep starting on either target. EX: 1-2-3-4. Repeat pistol instructions with rifle. Make rifle safe on the table or right window. At the right window engage SG 1 and 2 any order. Move to center table engage SG 3 and 4 any order.

