

Stage 1 Saloon

Rio Bravo

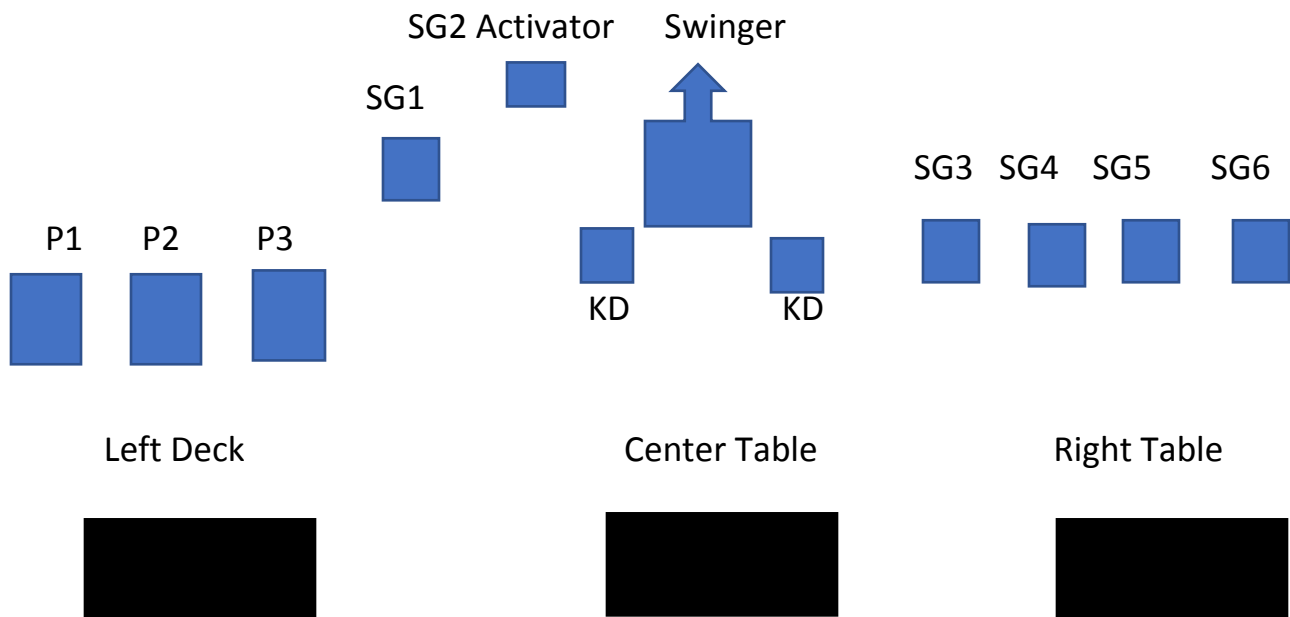
Pat Wheeler ask, Sheriff John T. Chance how much help he has against the Burdett hired guns? He replies Stumpy and Dude. Pat:” a bum-legged old man and a drunk”! That all you got. John T.:” That’s what I got”.

Round Count: 10P-10R-6+SG

Shooting Order: PP-SG-R-SG

Staging 2P-5 each holstered R10 rounds on center table SG on center table.

Shooter starts on left deck hands on hat brim. Indicate ready by saying the line, **“That’s what I got.”** ATB engage pistol targets with a 2-3-5 sweep from either direction. Move to the center table engage SG targets SG 1 and 2 any order. SG2 is the swinger activator. With rifle engage the 2 KD targets on the swinger till down, place remaining rounds on the swinger. Take SG to right deck engage SG 3-4-5-6 any order.



Stage 2 Well

Rio Bravo

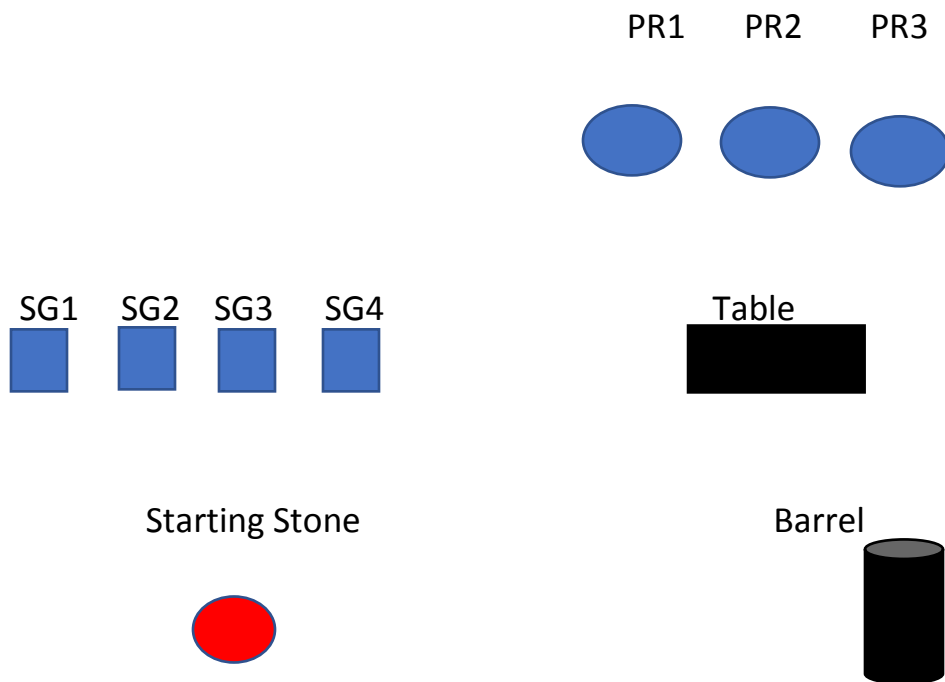
Dude had been using Stumpy's gun while helping against the Burdetts. One night at the jail he tells Stumpy the action on your gun is a little stiff. Do you mind if I slick it up a little bit? Stumpy replies, know I don't won't you filing the action on my gun. I might shoot myself.

Round Count: 10P-10R-4+SG

Shooting Order: SG-R-PP

Staging 2P-5each holstered R-10 rounds on the barrel SG in both hands.

Shooter starts one foot touching starting stone SG in both hands. Indicate ready by saying the line, " **I might shoot myself.**" ATB engage SG targets any order anywhere between starting stone and barrel, make SG safe on the barrel. Engage rifle targets with 2 Vigilante sweeps from either direction either time. EX: 12-123 then repeat. Make Rifle safe on the barrel or down range table. At the down range table repeat rifle instructions with pistols.



Stage 3 Fort

Rio Bravo

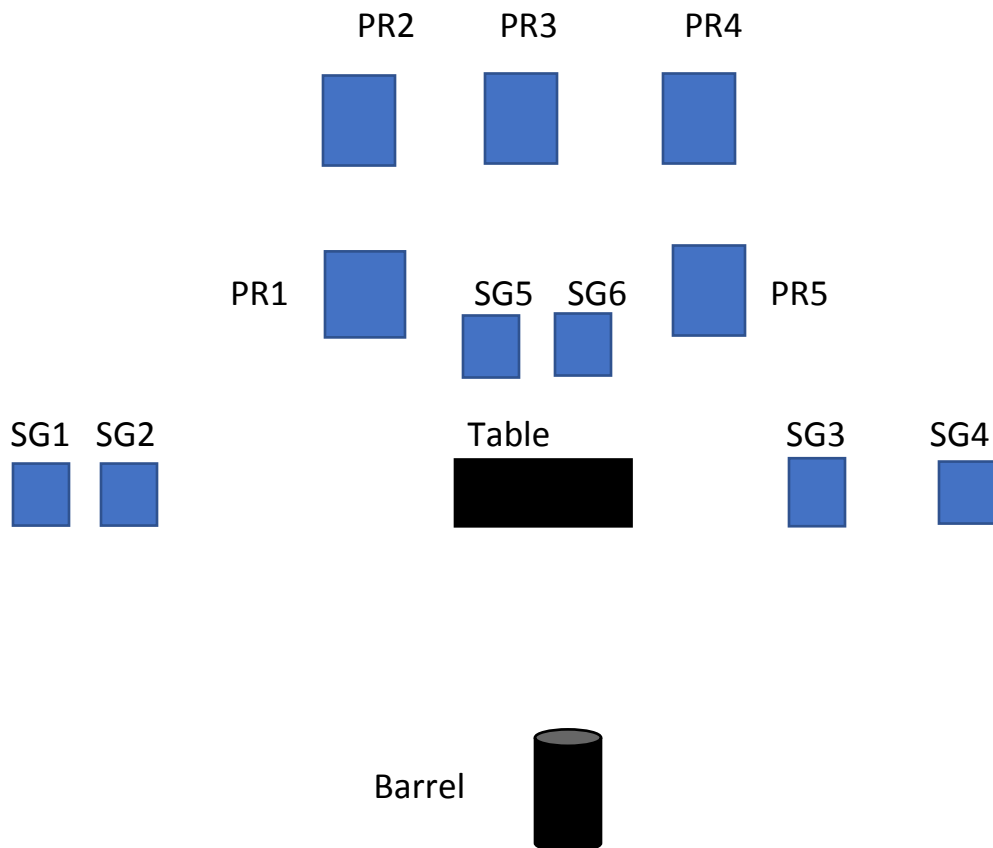
Joe is bragging to John T. this jail won't hold me my brother and his men will get me out. John T: you're not as smart as your brother; he sees Stumpy in here with his shotgun. And knows if his men storm the jail you're going to get shot, accidentally of course. Stumpy tells Joe, "I can practical guarantee that".

Round Count: 10P-10R-6+SG

Shooting Order: R-SG-PP

Staging 2P-5 each holstered R10-rounds in both hands SG on the barrel.

Shooter starts at the barrel rifle in both hands. Indicate ready by saying the line, "I can practical grantee that". ATB engage rifle targets 2 times each any order. Make rifle safe engage SG targets 1-2-3-4 between barrel and table at the table engage SG 5-6. Make SG safe on the table repeat rifle instructions with pistols.



Stage 4 Jail

Rio Bravo

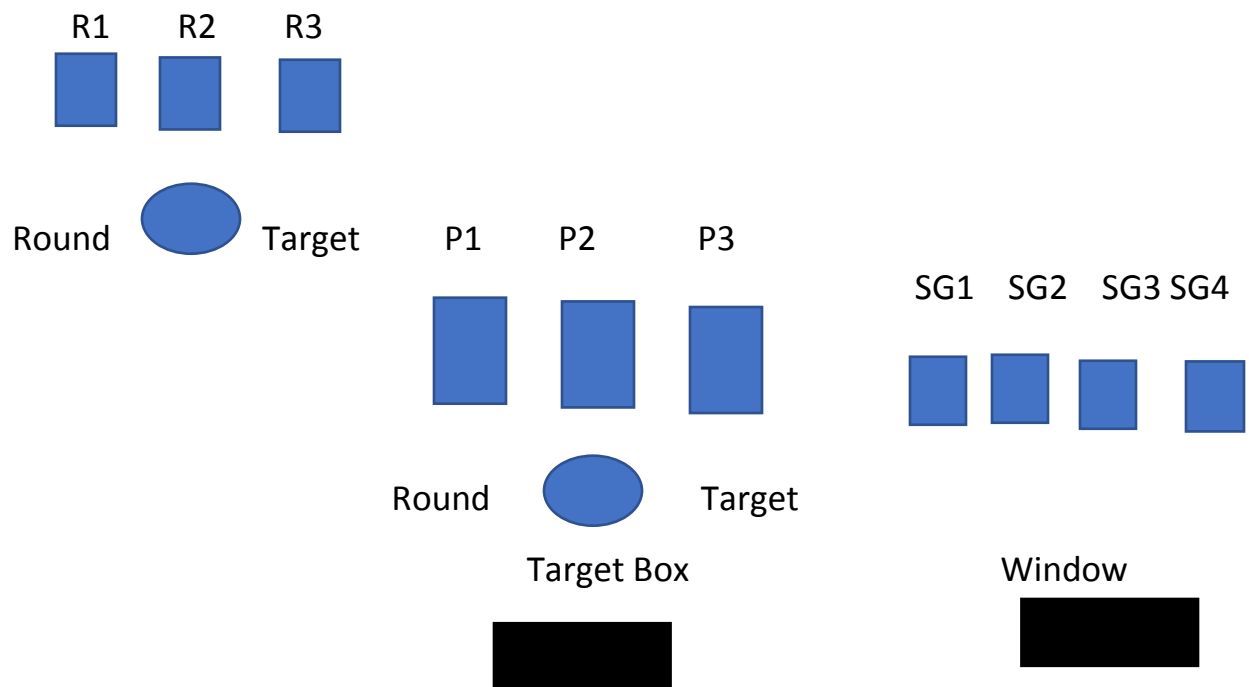
John T. tells” Stumpy I’m going over to the hotel”. Stumps replies, well if you don’t come back me and Joe will have a nice long cry.

Round Count: 10P-10R-4+SG

Shooting Order: PP-R-SG

Staging 2P-5 each holstered R-10 rounds on target box SG in window or rack.

Shooter starts at the target box, hands on pistols. Indicate ready by saying the line, ” **I ‘m going’ over to the hotel.**” ATB double tap the round target then sweep the back targets then repeat. Then repeat pistol instructions with rifle. Make rifle safe on target box, window or rack. At the window engage SG targets any order.



Stage 5 Boot Hill

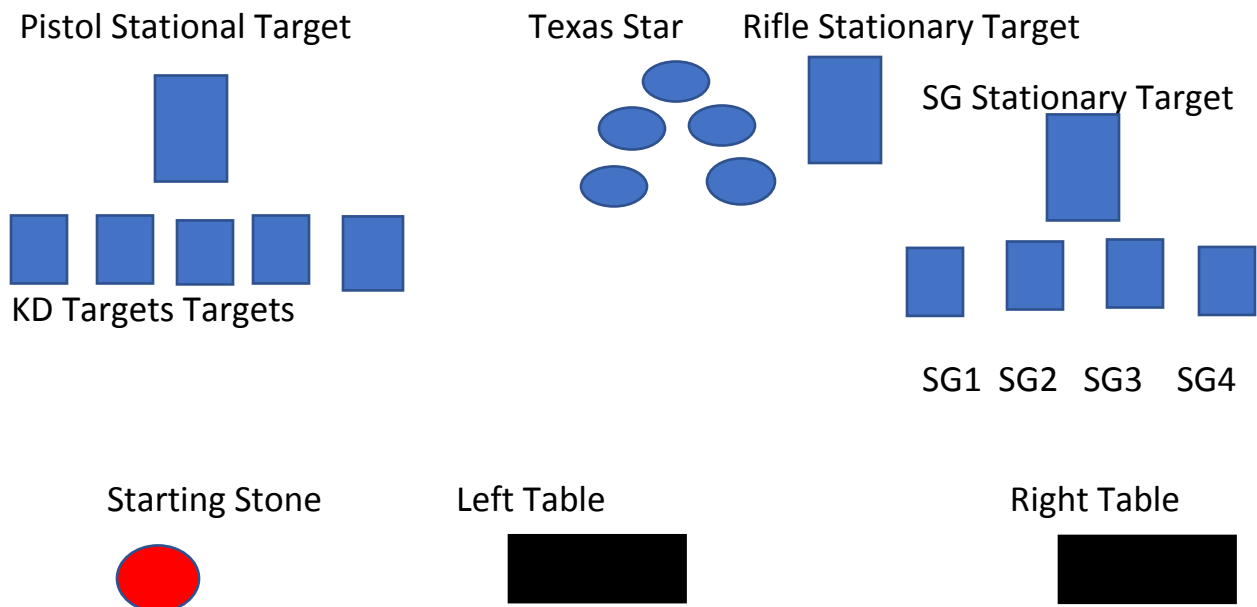
Three of the Burdett hired gun gets the drop no John T. outside the hotel. Colorado tells Feathers when I get out on the porch throw that flower pot through the window. When the flower pot crashes through the window it distracted the men long enough for Colorado to throw John T. his rifle. Colorado gets one of the men, John T. gets the other two. After the gun fight John T. tells Colorado, looks like you're in this now. Come on down to the jail I better deputize you.

Round Count: 10P-10R-4+SG

Shooting Order: PP-R-SG

Staging 2P-5each holstered R-10 rounds on left table SG on right table.

Shooter starts one foot touching starting stone hands on pistols. Indicate ready by saying the line **"I better deputize you."** ATB engage KD targets till down place remaining rounds on the stationary target. At the left table clean the Texas star place remaining rounds on the stationary target. Make rifle safe on either table at the right table engage SG targets any order. KD targets or plates left on the star can be made up the stationary target with SG.



Stage 6 Livery

Rio Bravo

After John T. swears Colorado in as deputy. Dude asks if he is as good as I used to be? John T. replies, it be pretty close I'd hate to have live on the difference.

Round Count: 10P-10R-4+SG
not last.

Shooting order: Shooter's choice rifle

Staging 2P-5 each holstered R10-rounds on center table SG on center table.

Shooter starts at the center table. If pistols shot first hands on pistols, if rifle to be shot first rifle in both hands, if SG to be shot first SG in both hands. Indicate ready by saying the line, "IT be pretty close." ATB engage pistol and rifle targets 3-4-3 from either direction. Engage SG targets any order.

