

Stage 1 Saloon

Conagher

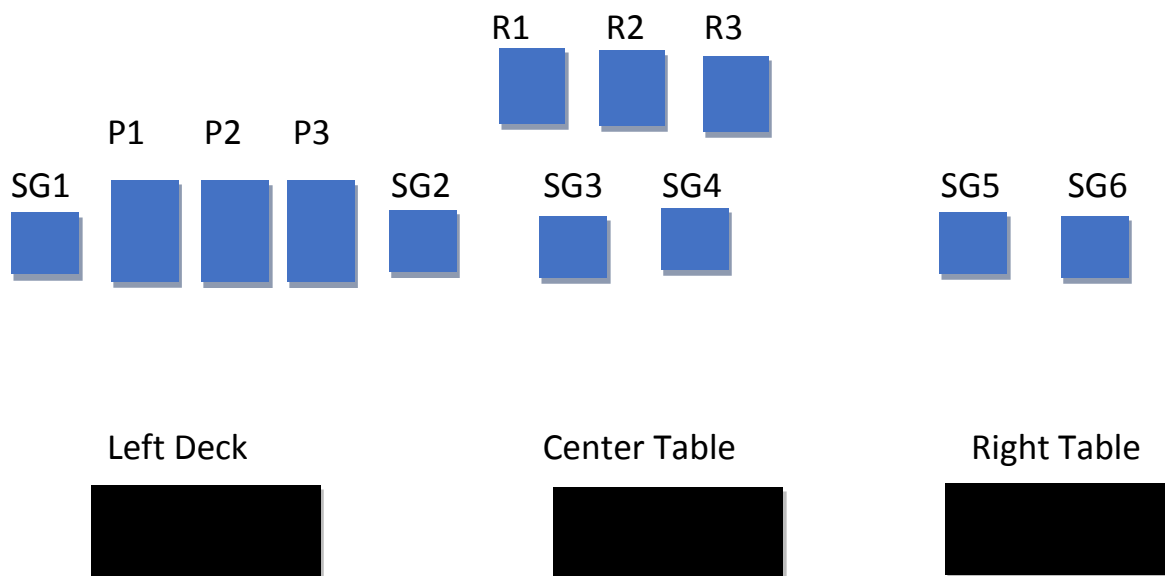
A young cowboy says, "Conagher you are a hard man." Conagher replies, "It's a hard country, kid."

Round Count: 10P-10R-6+ SG

Shooting Order: PP-SG-R-SG-SG

Staging 2 P-5 each holstered R-10 rounds on center table SG in left window on left deck.

Shooter starts on left deck hands on pistols. Indicate ready by saying the line, "It's a hard country, kid." ATB engage pistol target with an Indiana Sweep. EX 22-123 then repeat the sweep can be in either direction either time. With SG engage SG 1 and 2 make SG safe on center table, with rifle repeat pistol instructions. With SG engage SG 3 and 4 take SG to right deck engage SG 5 and 6. All SG targets can be engaged from either direction.



Stage 2 Well

Conagher

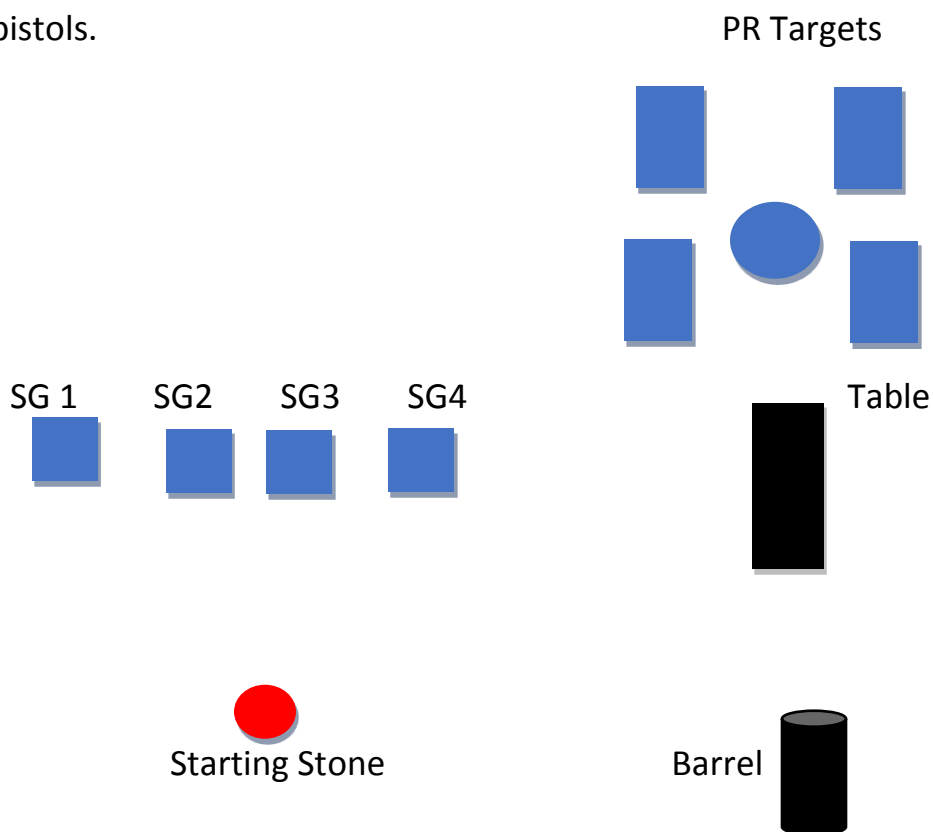
After Conagher tracks down the stolen horses, the thief Coker asks, "You just going to leave me here afoot? It's 50 miles back to the Ladder 5." Conagher replies, "Tuff life being an outlaw."

Round Count: 10P-10R-4+SG

Shooting Order: SG-R-PP

Staging 2P-5 each holstered R-10 rounds on the barrel SG in both hands.

Shooter starts one foot touching starting stone SG in both hands. Indicate ready by saying the line, "Tuff life being an outlaw." ATB engage SG targets any order make SG safe on the barrel. With rifle engage PR targets with a diagonal 1-3-1 sweep. Sweep can be from either direction either time. Make rifle safe on the barrel or down range table. Move to down range table, repeat rifle instructions with pistols.



Stage 3 Fort

Conagher

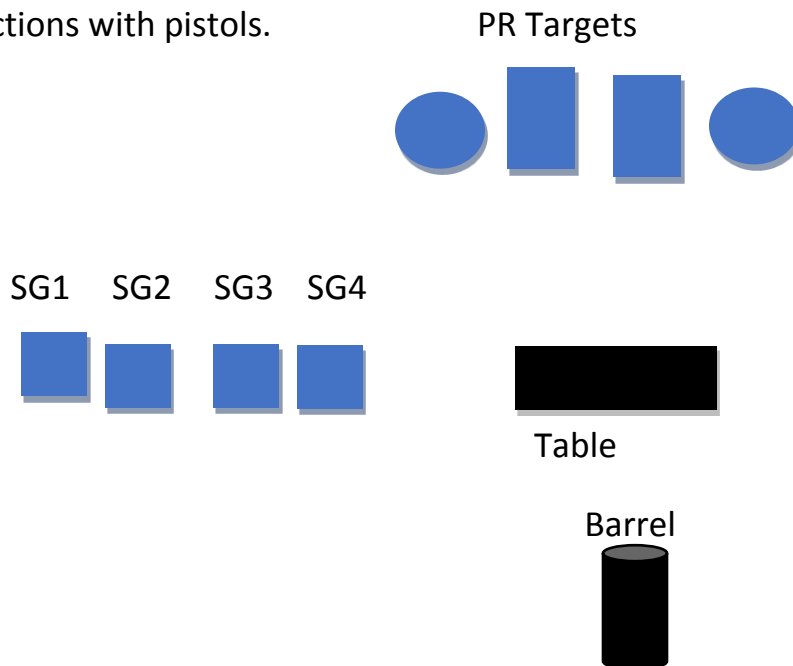
Conagher is ambushed and wounded by the Ladder 5 Gang. He hides out till dark, when he sees their camp fire. He walks in and tells the leader, Smoke Parnell, that they better clear out. Parnell replies, "You're so weak from blood loss you can't even raise that rifle." Conagher says, "Pull that pistol and see."

Round Count: 10P-10R-4+SG

Shooting Order: R-SG-PP

Staging 2 P-5 each holstered R-10 rounds in both hands SG on the barrel.

Shooter starts at the barrel rifle in both hands. Indicate ready by saying the line, "Pull that pistol and see." ATB engage PR targets starting on either outside round targets with a 1-2-2 sweep then repeat starting on the other side. Make rifle safe on the barrel. Engage SG targets any order anywhere between the barrel and down range table. Make SG safe on the down range table. Repeat rifle instructions with pistols.



Stage 4 Jail

Conagher

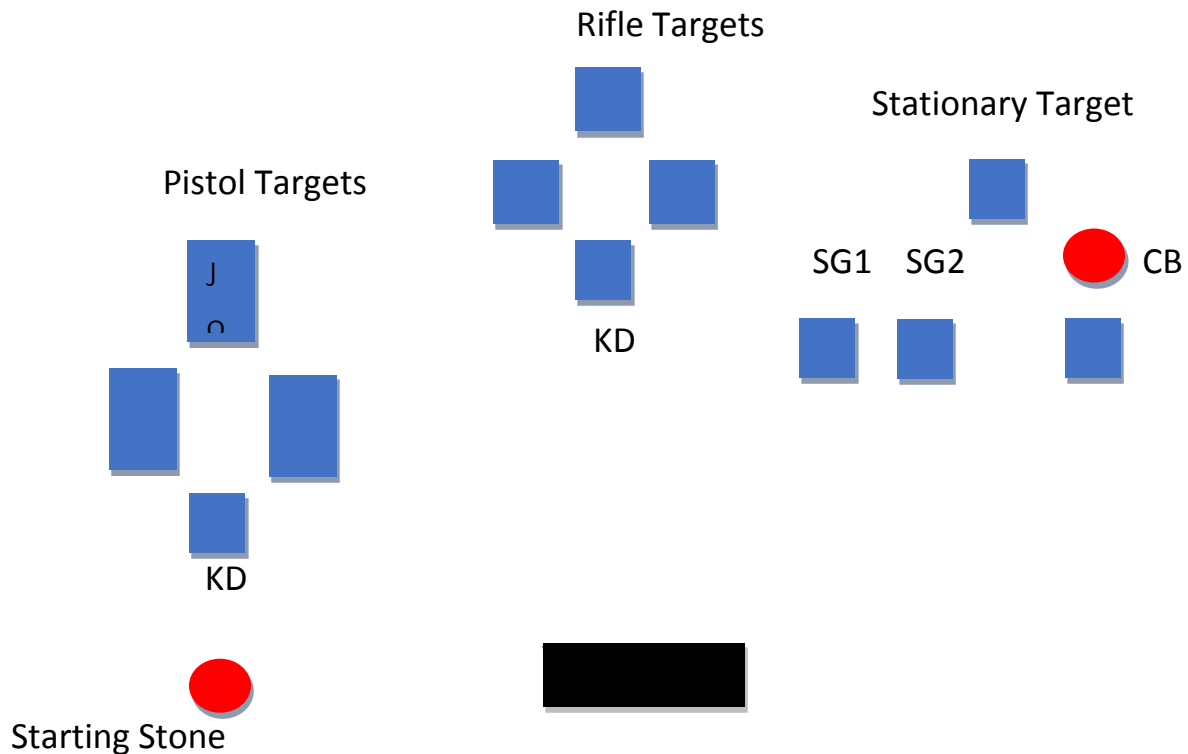
After Conagher figures out Chis Mahler is turning a blind eye to the Ladder 5 Gang rustling the owners' cattle, Conagher tells him, "You're not riding for the brand, you're just running scared."

Round Count: 10P-10R-4+SG

Shoot Order: PP-R-SG

Staging 2P-5 each holstered R-10 rounds on table SG on table.

Shooter starts one foot touching starting stone hands touching hat bream. Indicate ready by saying the line, "You're just running scared." ATB place 3 rounds on each pistol target any order then engage KD target. Move to the table repeat pistol instructions with rifle. Engage SG targets any order misses on KD targets or clay can be made up on the stationary target.



Stage 5 Boot Hill

Conagher

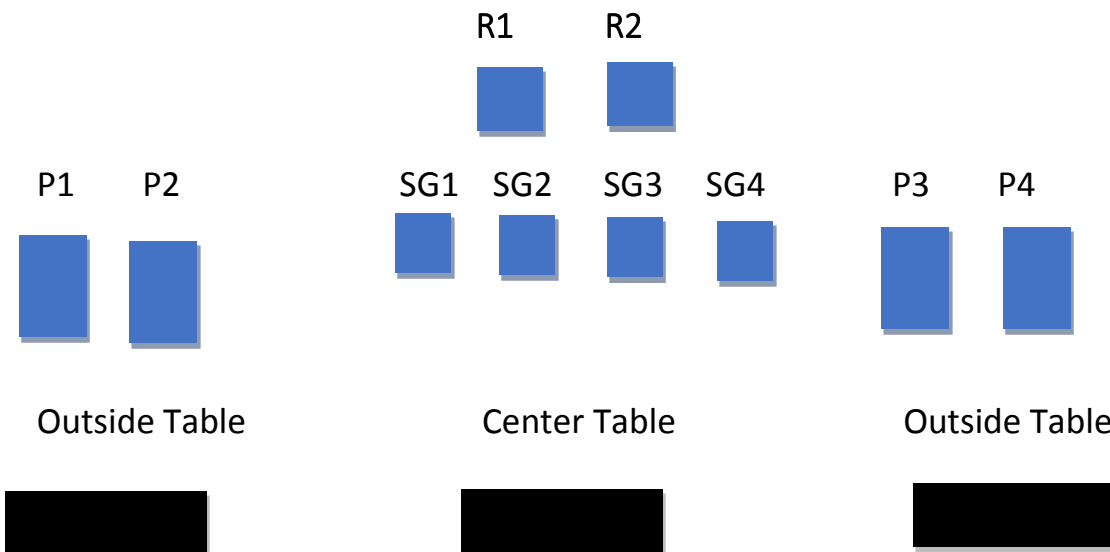
Johnny asks Conagher, "Why didn't you draw on Kiowa?" Conagher replies, "He needed to be taught a lesson not killed. Any man who kills when he can do otherwise is crazy. Just plumb crazy."

Round Count: 10R-10P-4+SG

Shooting Order: Shooter Choice, Pistols Last

Staging 2P-5 each one on left table one on right table R10 rounds on center table, SG on center table.

Shooter starts at the center table hands on gun to be shot first. Indicate ready by saying the line, "Just plumb Crazy." ATB if rifle first alternate 10 rounds either direction. Make rifle safe on center table, with SG engage targets any order. Place open empty SG on center table. Move to either outside table alternate 5 rounds either direction. Move to other outside table repeat.



Stage 6 Livery

Conagher

Laban Teal asks Conagher, "Who gave you that black eye?" Conagher replies, "Nobody gave it to me; I fought for it."

Round Count: 10R-10P-4+SG

Shooting Order: R-SG-PP-SG

Shooter starts at the left window Rifle in both hands. Indicate ready by saying the line, "I fought for it." ATB engage R2- 3 times then either outside target 2 times, then repeat R2- 3 times then the other outside target 2 times. EX: 3-2-3-2. Make rifle safe, with SG engage SG 1 and 2 any order. Take SG to center table repeat rifle instructions with pistols. Take SG to right window engage SG 3 and 4 either direction.

