

Stage 1 - Saloon

Butch and Sundance

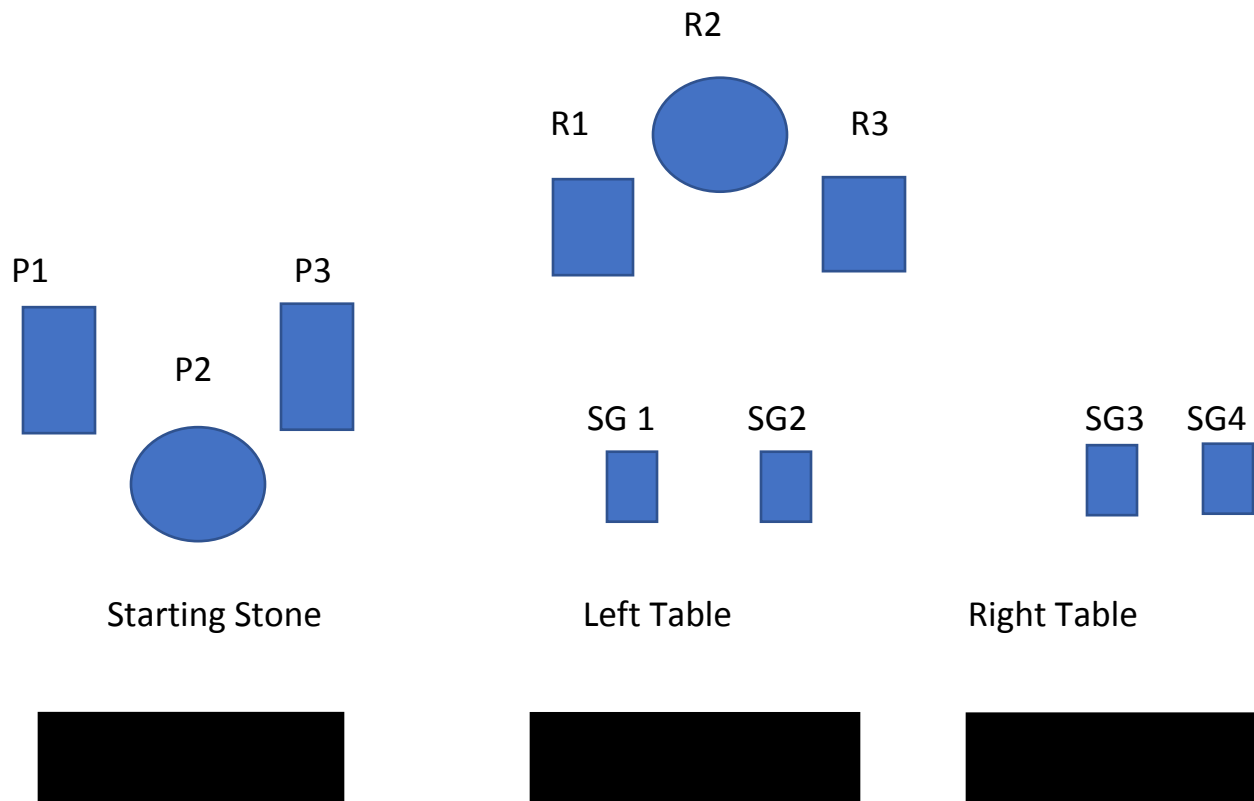
After getting off the train in the poorest and most run-down city they had ever seen, an extremely upset Sundance tells Butch, "I can't believe I let you talk me into this." Butch replies, "You get a lot more for your money in Bolivia. I checked on it." Sundance yells back, "What could they have here you would possibly want to buy?"

Round Count: 10P-10R-4+SG

Shooting Order: PP-R-SG

Staging: 2P-5 each holstered; R-10 rounds on left table; SG on left table.

Shooter starts one foot touching starting stone, hands on pistols. Indicate ready by saying the line, "**You get a lot more for your money in Bolivia.**" ATB, place three rounds on the center target, then one each on the outside targets, any order, then repeat. EX: 3-1-1 then 3-1-1. Move to left table; repeat pistol instructions with rifle. Make rifle safe. With SG, engage SG 1 and 2 any order from left table. Move to right table; engage SG 3 and 4 any order.



Stage 2 - Well

Butch and Sundance

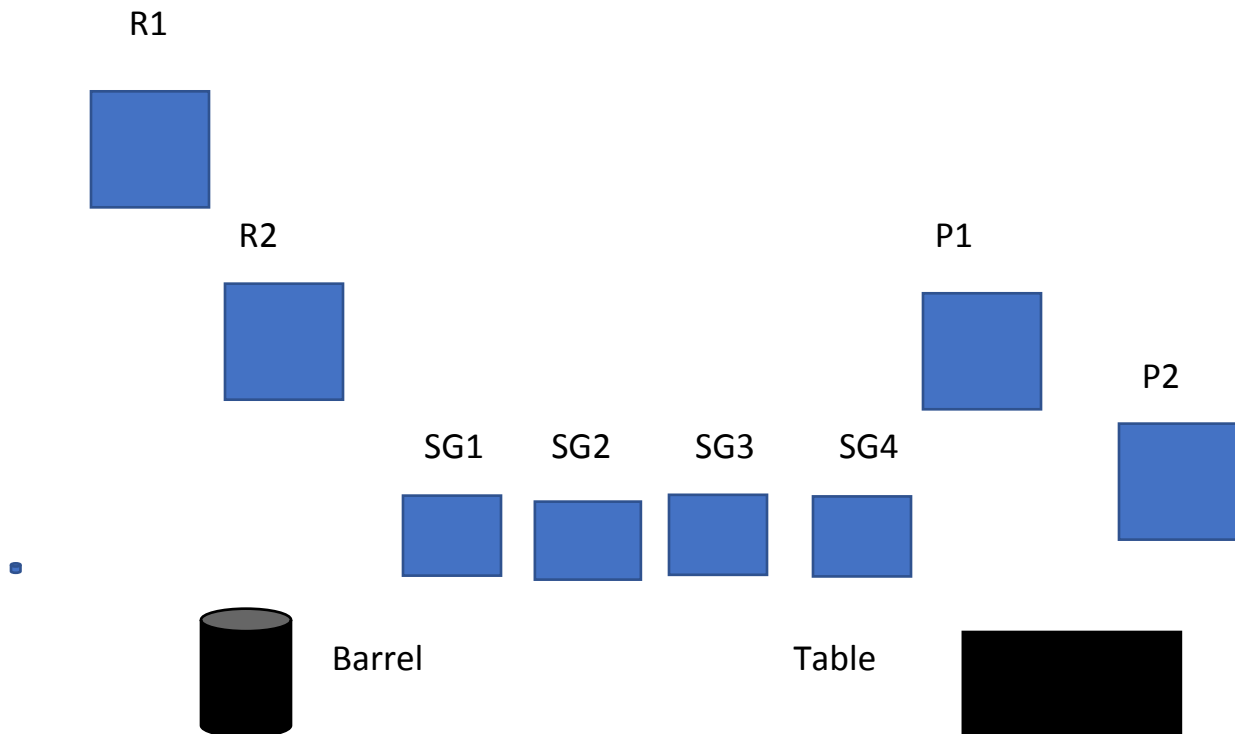
Butch and Sundance are pinned down in the plaza at San Vicente and running low on ammo. Butch tells Sundance, "Someone has to make a run to the horses for more ammo." Sundance replies, "I'll go." Butch says, "This is no time to be a hero. I'll let you."

Round Count: 10-R-10P-4+SG

Shooting Order: R-SG-PP

Staging: 2P-5each holstered; R-10 rounds in both hands; SG on barrel.

Shooter starts at the barrel rifle in both hands. Indicate ready by saying the line, "**I'll let you.**" ATB, with rifle, engage rifle targets with a regressive alternate: ex. 4-3-2-1 either direction. Make rifle safe on barrel; shoot SG targets any order. SG targets can be shot anywhere between the barrel and table. Make SG safe on barrel or table. Move to table; repeat rifle instructions with pistols.



Stage 3 - Fort

Searchers

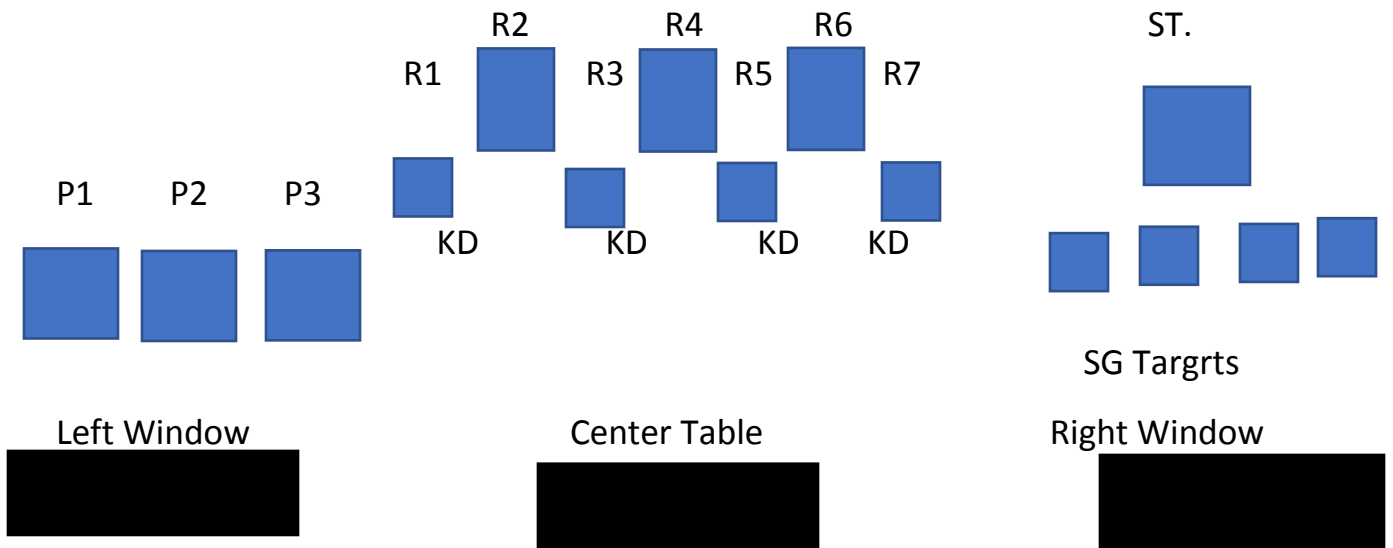
The War of Northern Aggression has been over for 3 years. No one saw Ethan at the surrender or since. The Edwards Family has given up hope of him ever returning home. Then, one afternoon, he rides up still wearing his Johnny Reb coat and carrying his saber. After the homecoming welcome, Aaron asks him his plans. Ethan replies, "I plan on paying my own way," and then takes sacks of new twenty-dollar Yankee gold pieces from his saddle bags. Aaron asks, "You're not wanted for anything are you?" Ethan replies, "That'll be the day."

Round Count: 10R-10P-4+SG

Shooting Order: PP-R-SG

Staging: 2P-5 each holstered; R-10 rounds on table; SG in right window.

Shooter starts a left window hands on pistols. Indicate ready by saying the line, "**That'll be the day.**" ATB, shooters choice, place 10 rounds on 3 targets any order. Move to center table; with rifle, sweep the targets 1-2-1-2-1-2-1 from either direction. Make rifle safe on table or right window. Move to right window; shoot SG targets any order. Rifle KD targets left standing can be made up on stationary target.



Stage 4 - Jail

Tombstone

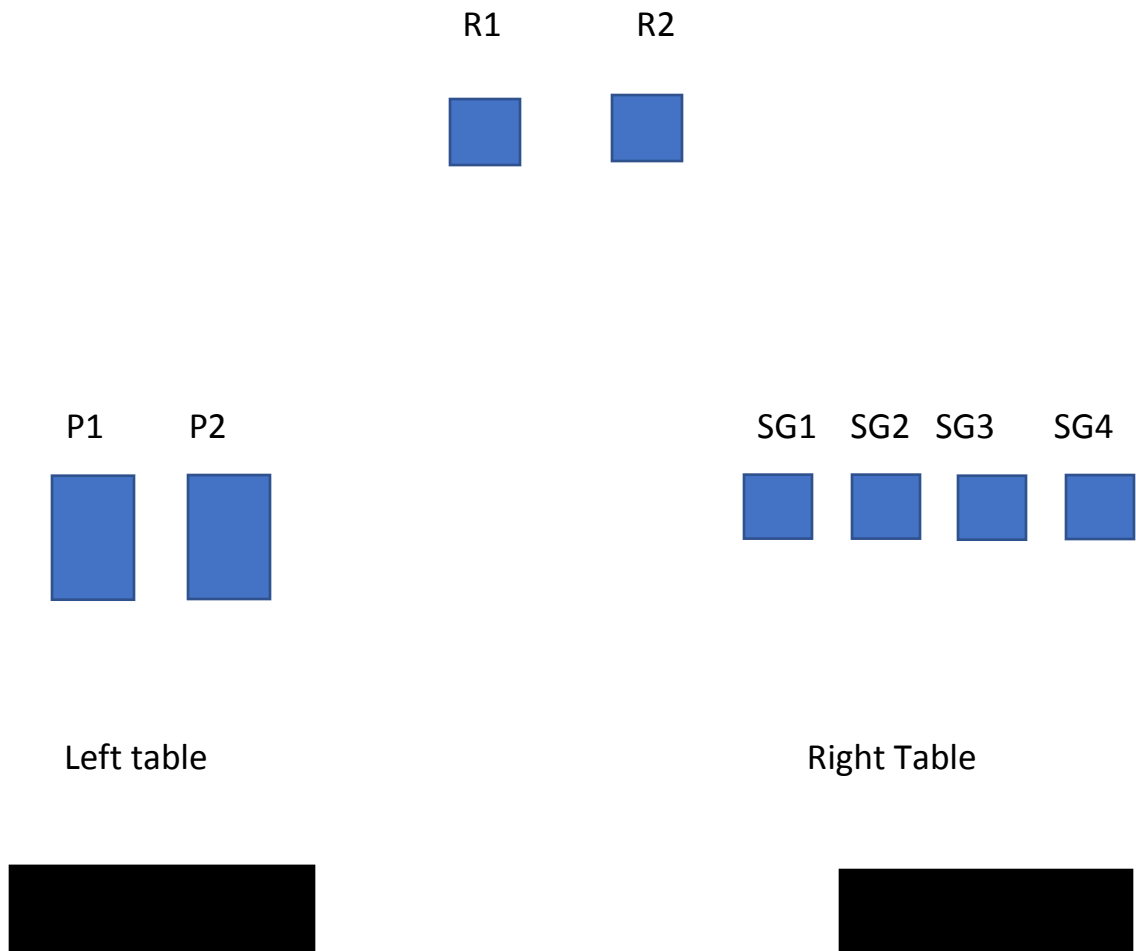
Doc and Wyatt are talking on main street. When the stage rolls into town, a beautiful woman gets off. She sees them and watches them for several minutes. Doc and Wyatt see her. Doc tells Wyatt, "Well, an enchanted moment."

Round Count: 10R-10P-4+SG

Shooting Order: PP-R-SG

Staging: 2P-5 each holstered; R 10 rounds on left table; SG on right table.

Shooter starts at the left table hands flat on table. Indicate ready by saying the line, "**Well, an enchanted moment.**" ATB, with pistols, engage targets with a continuous double tap alternate. With rifle, repeat pistol instructions. Make rifle safe on either table. Move to right table; engage SG targets any order.



Stage 5 - Boot Hill

Butch and Sundance

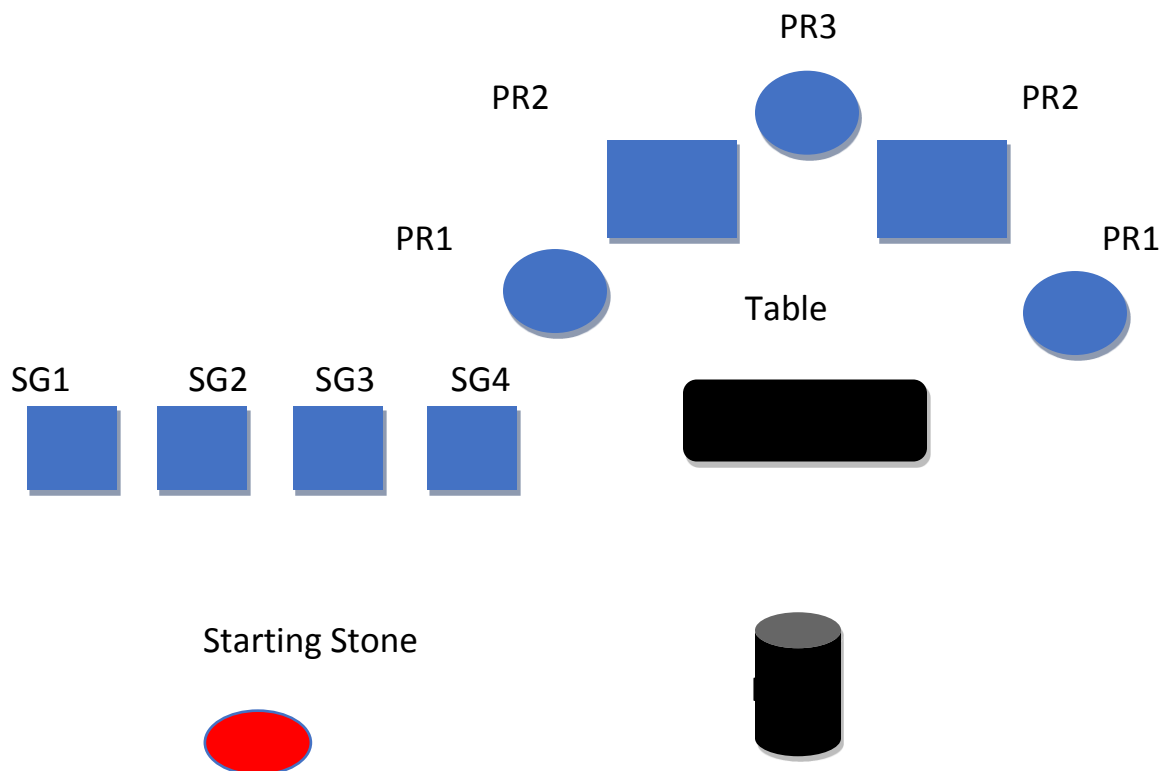
Butch and Sundance are trapped on a rock ledge above the Colorado River as the posse closes in. Sundance tells Butch, "You better think of something fast." Butch replies, "We will jump." Sundance says, "I'm not jumping." Butch replies, "The water is deep enough we don't get squished." Sundance says "I'm not jumping. I can't swim." Butch says, "That don't matter the fall will probably kill you."

Round Count: 10R-10P-4+SG

Shooting Order: SG- R-PP

Staging: 2P 5 each holstered; R 10 rounds in both hands; SG on barrel.

Shooter starts one-foot touching starting stone. Indicate ready by saying the line, "**The fall will probably kill you.**" At the beep, engage SG targets any order. SG targets can be shot anywhere between stone and barrel. Place SG on barrel. With rifle, engage PR targets with a 5 round Nevada Sweep starting on PR 1. Ex: 1-2-3-2-1 then repeat on the other side. Sweep can start on either side. Make rifle safe on barrel or down range table. Move to down range table; repeat rifle instructions with pistols.



Stage 6 - Livery

Wyatt Earp

Doc asks Wyatt, "Have you ever been to Georgia? Georgia is very green. I fear I will never see it again."

Round Count: 10P-10R-4+SG


Shooting Order: R-PP-SG

Staging: 2P- 5 each holstered; R-10 rounds in both hands; SG in right window.

Shooter starts at left window rifle in both hands. Indicate ready by saying the line, "**Georgia is very green.**" ATB, sweep the top row of targets then the bottom.

Sweep can be from either direction either time, then repeat. Make rifle safe in window or center table. Move to center table; engage SG targets any order. Make SG safe on table or right window. Move to right window; repeat rifle instructions with pistols.


Rifle Targets



SG1 SG2 SG3 SG4




Pistol Targets



Left Window



Center Table



Right Table

