

Stage 1 Saloon

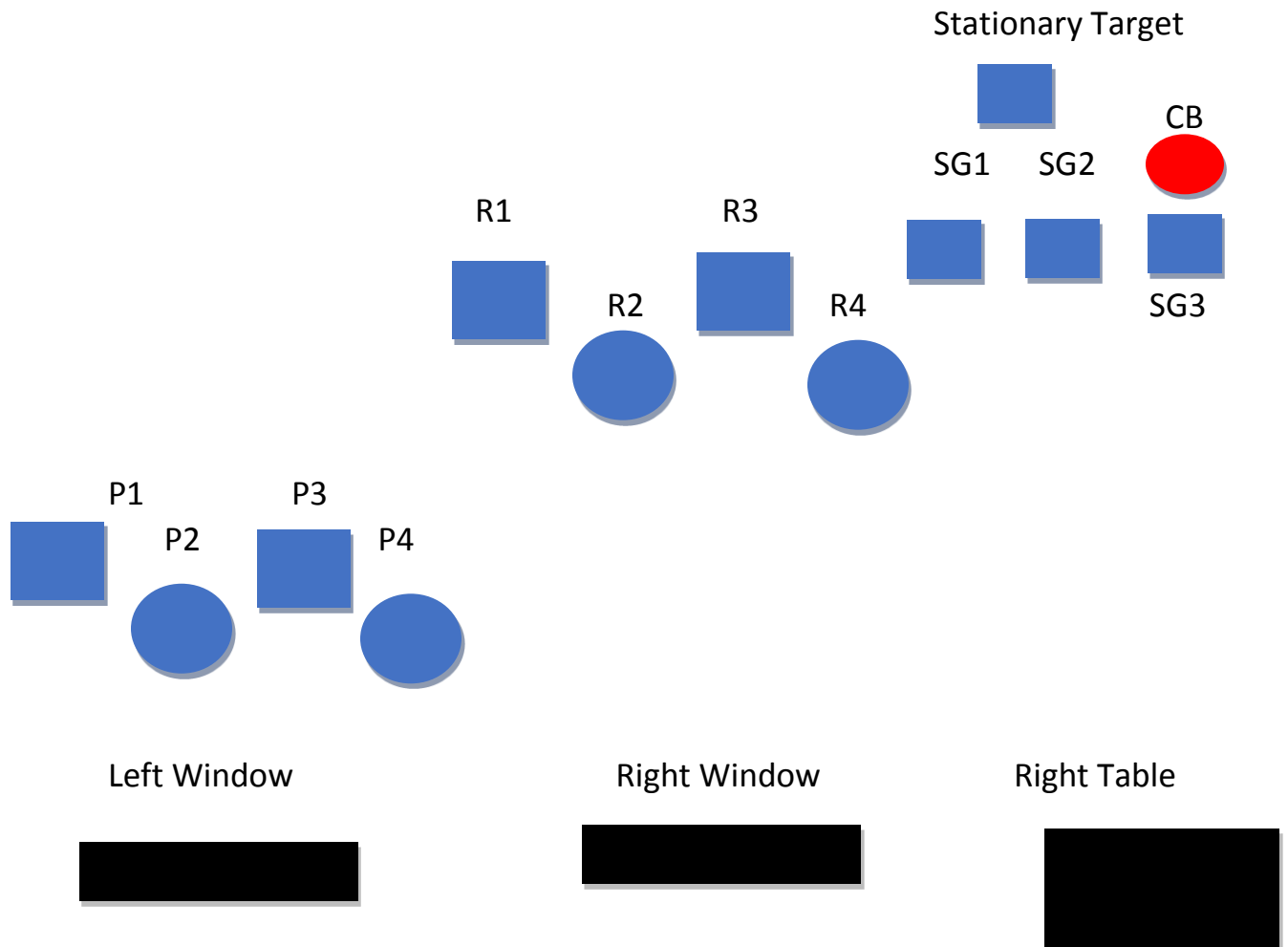
Happy New Year

Round Count 10R-10P-4+SG

Shooting Order PP-R-SG

Staging 2P-5 each holstered R-10 rounds in right window SG on table on right deck.

Shooter starts at left window hands on pistols. Indicate ready by saying the line, Happy New Year. ATB sweep pistols targets 2-3-2-3 from either direction move to right window repeat pistol instructions with rifle. Made rifle safe in window or right table. Move to right table engage SG targets any order. A miss on the clay bird can be made up on the stationary target.



Stage 2 Well

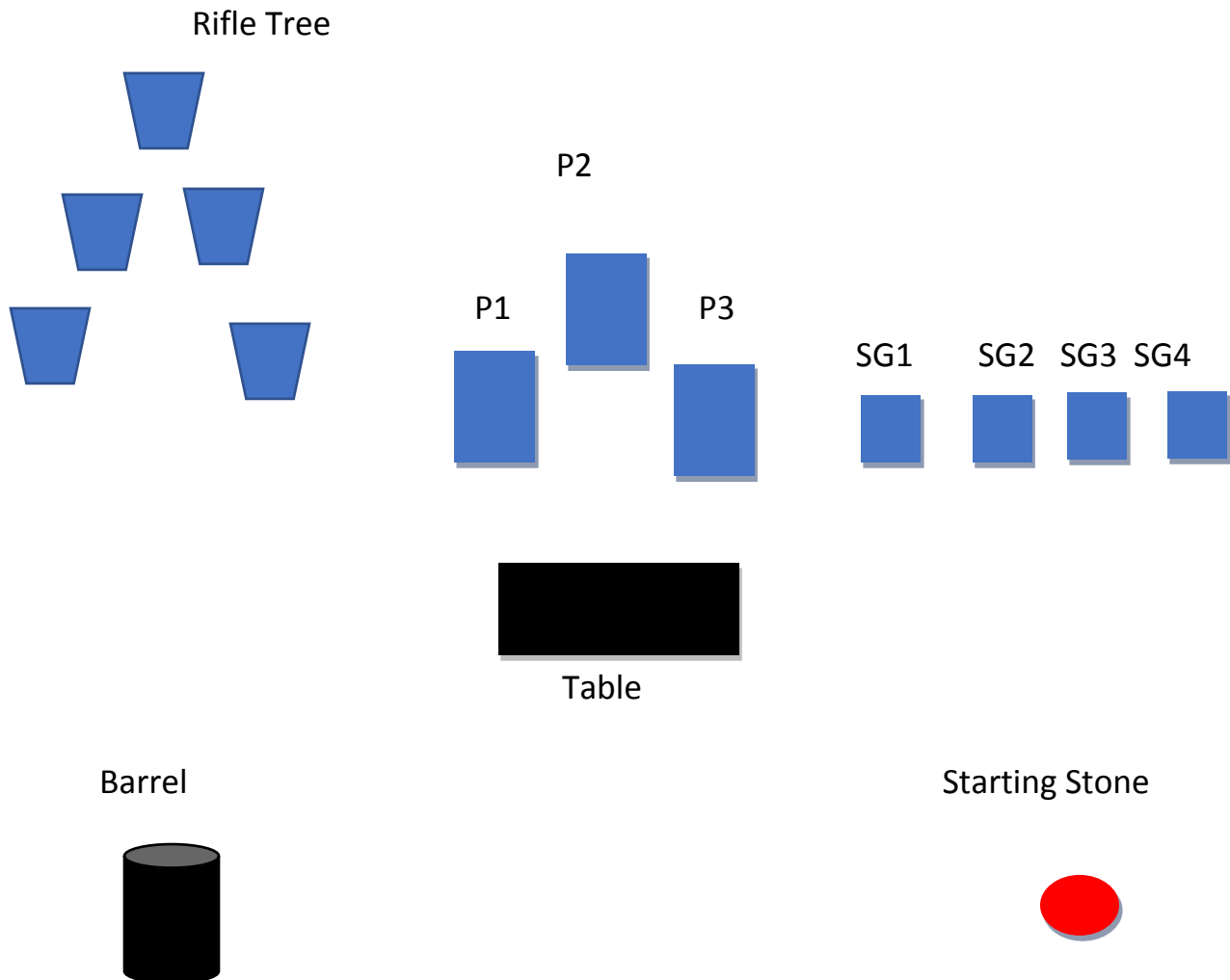
Happy New Year

Round Count 10P-10R-4+SG

Shooting Order SG -R-PP

Staging 2 P-5 each holstered R10 rounds on the barrel SG in both hands.

Shooter starts one-foot touching stone SG in both hands. Indicate ready by saying the line, Happy New Year. ATB engage SG targets any order move to barrel make SG safe on barrel. With rifle engage tree with a 1-3-1 sweep starting on the top target. Sweep can be on either side. Then repeat on the other side. Make rifle safe on barrel or down range table move to the table sweep pistol targets with a 1-3-1 sweep from either direction, then repeat.



Stage 3 Fort

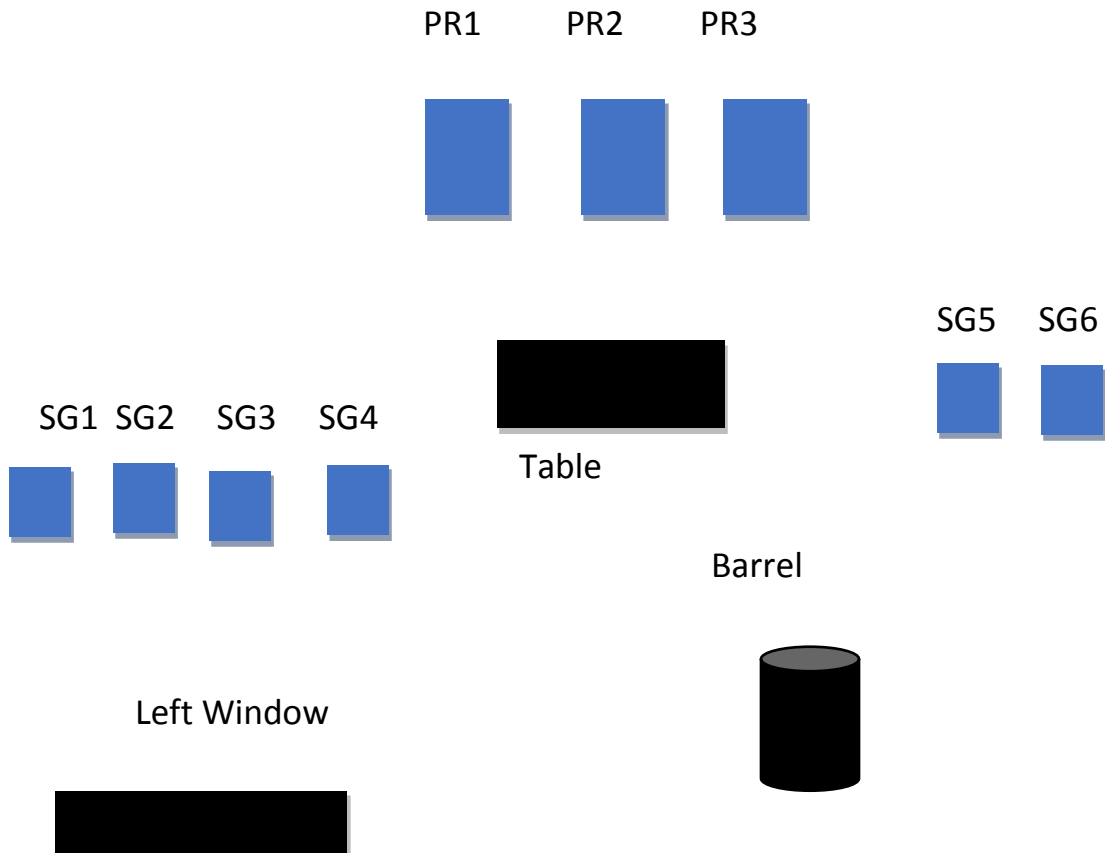
Happy New Year

Round Count 10P-10R-6+SG

Shooting Order SG-R-PP

Staging 2P-5 each holstered R-10 rounds on barrel SG in both hands.

Shooter starts a left window SG in both hands. Indicate ready by saying the line, Happy New Year. ATB engage SG targets 1-2-3-4 any order move to the barrel engage SG 5-6 any order. Make SG safe on barrel with rifle engage targets with a double tap Nevada sweep starting on center targets, sweep can be in either direction. Make rifle safe on barrel or down range table. Move to the table repeat rifle instructions with pistols.



Stage 4 Jail

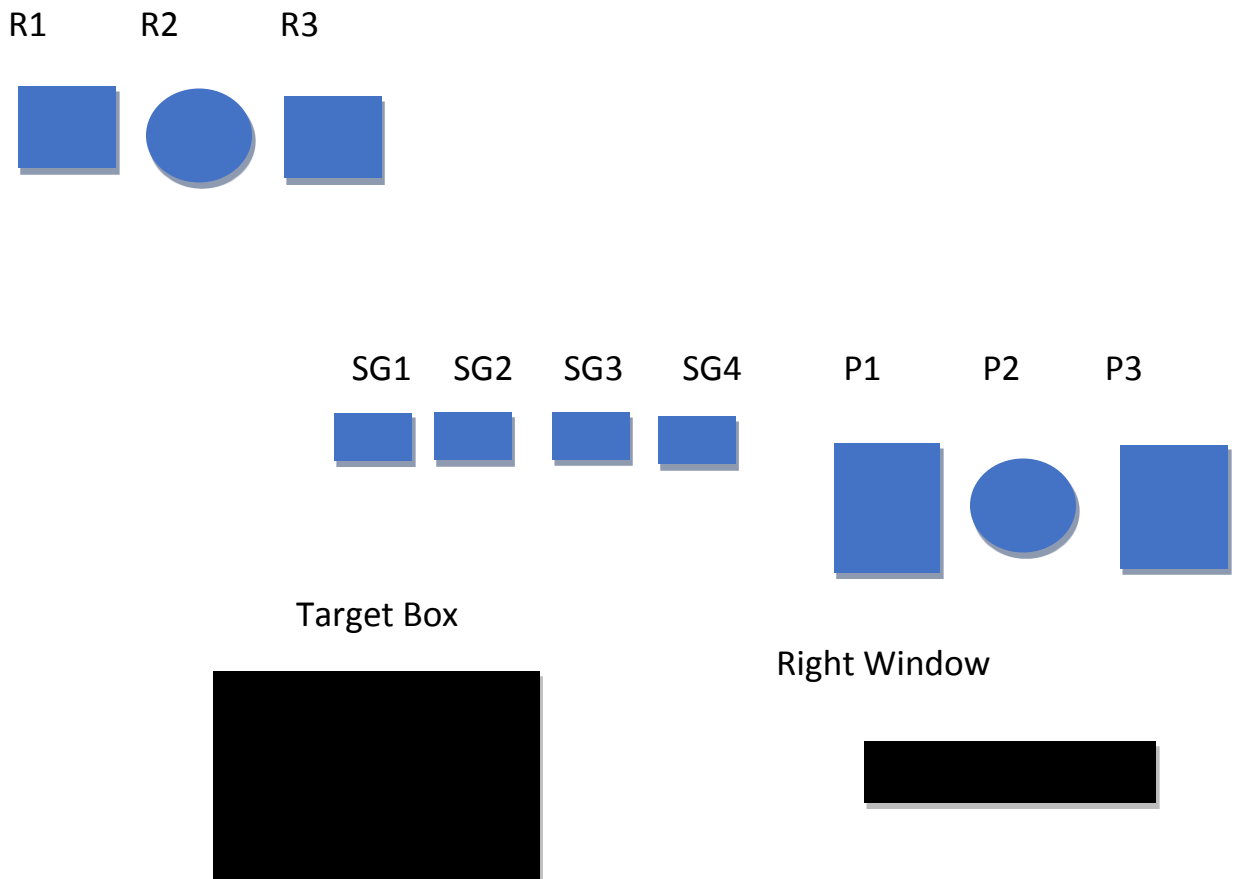
Happy New Year

Round Count 10R-10P-4+SG

Shooting Order R-SG-PP

Staging 2P-5 each holstered R10-rounds in both hands SG open empty on target box.

Shooter starts at the target box rifle in both hands. Indicate ready by saying the line, Happy New Year. ATB with rifle engage R2-2 times then sweep the targets either direction then repeat. EX 22-123 then repeat. Make rifle safe on target box engage SG targets any order. Make SG safe on target box or right window or the rack. Move to the right window repeat rifle instructions with pistols.



Stage 5 Boot Hill

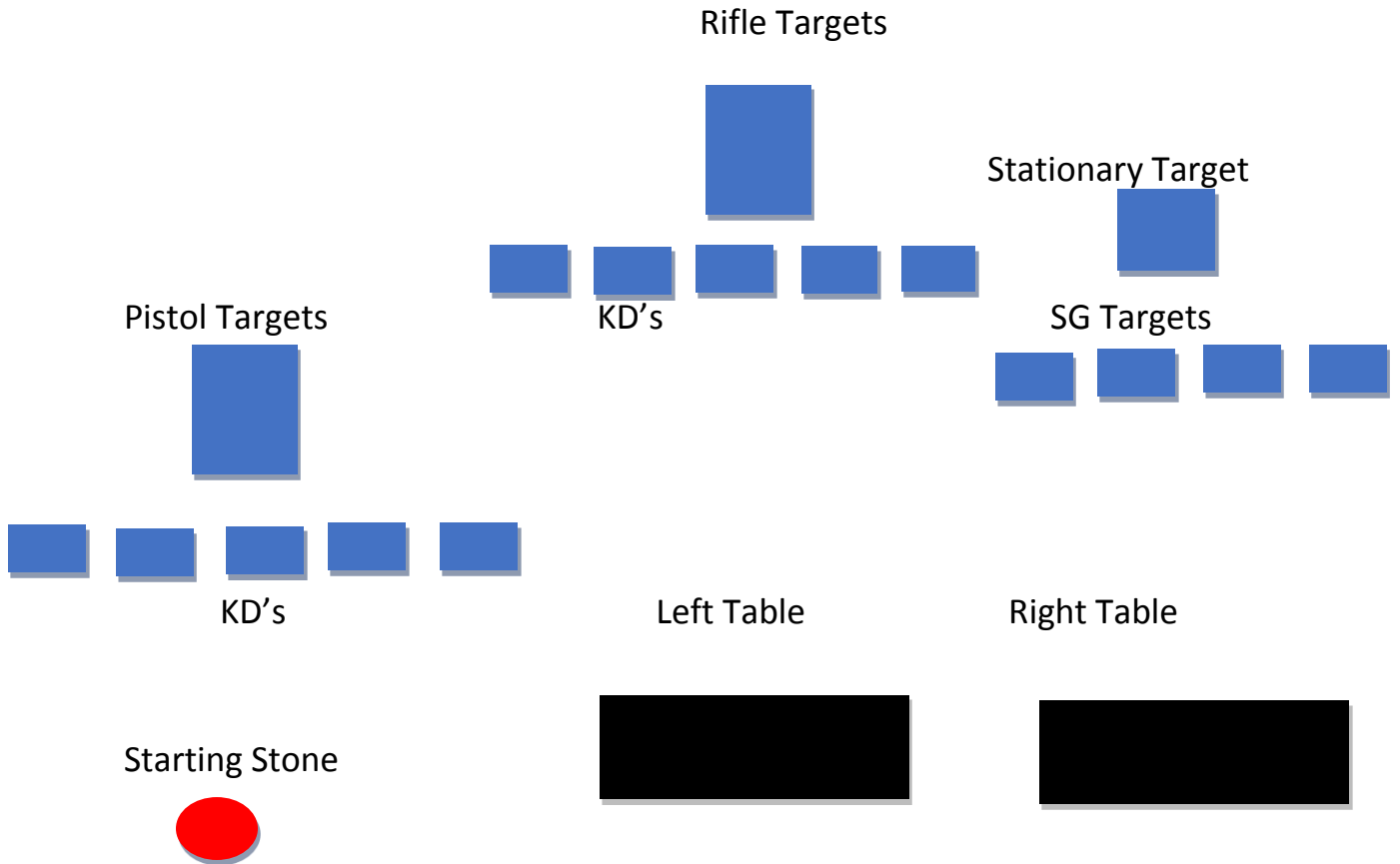
Happy New Year

Round Count 10R-10P-4+SG

Shooting Order PP-R-SG

Staging 2P-5 each holstered R10-rounds in both hands SG on right table.

Shooter starts one foot touching starting stone hands on pistols. Indicate ready by saying the line, Happy New Year. ATB engage targets with an alternating sweep starting on the stationary target. Sweep can be from either direction. EX: ST: KD, ST: KD, ST: KD, ST: KD, ST: KD. Move to left table repeat pistol instructions with rifle. Make rifle safe on either table. Move to right table engage SG targets any order. Any pistol or rifle KD targets left standing can be made up on the stationary target behind SG targets.



Stage 6 Livery

Happy New Year

Round Count 10R-10P-4+SG

Shooting Order R-PP-SG

Staging 2P-5 each holstered R10-rounds in both hands SG on table.

Shooter starts at the table rifle in both hands. Indicate ready by saying the line, Happy New Year. ATB sweep targets 3-4-3 either direction. Make rifle safe on table repeat rifle instructions with pistols. With SG engage targets any order.

